



Paraissant  
Le Lundi et le Jeudi

JOURNAL OFFICIEL DE LA REPUBLIQUE D'HAÏTI

DIRECTEUR GENERAL  
*Willems Edouard*

162ème Année - Spécial No. 9

PORT-AU-PRINCE

Vendredi 7 Septembre 2007

## SOMMAIRE

*LOI DE FINANCES RECTIFICATIVE  
2006-2007  
DOCUMENTS ANNEXES*

### REPRODUCTION

*POUR ERREURS MATÉRIELLES.- VOIR LE MONITEUR SPÉCIAL NO. 8 DU VENDREDI 31 AOÛT 2007.*

# NUMÉRO SPÉCIAL

**LOI DE FINANCES RECTIFICATIVE  
2006-2007  
DOCUMENTS ANNEXES**

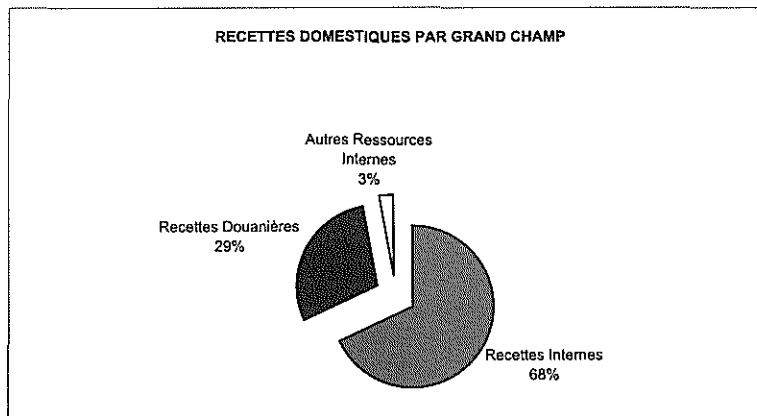
**TOME II**



# **RESUME DU BUDGET**

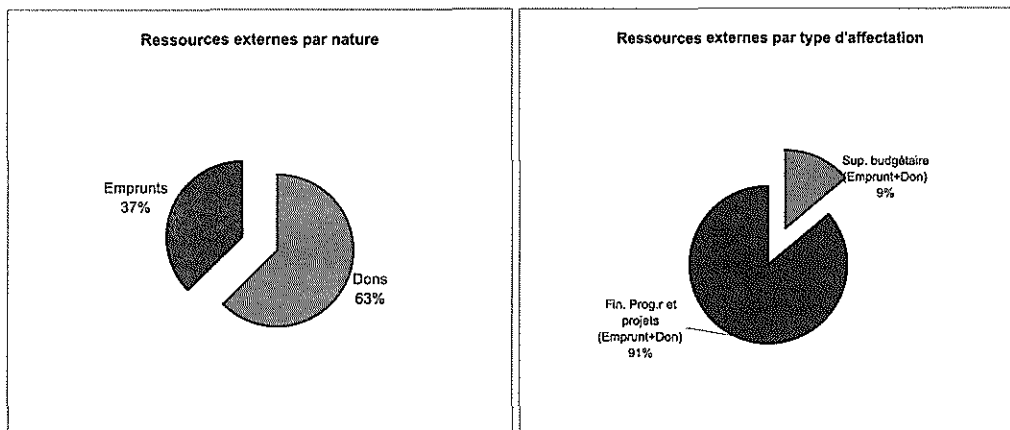
**BUDGET 2006- 2007- RESUME**

	2006-2007 RECTIF	2006-2007	Variation
<b>ENVELOPPE GLOBALE</b>	69,692,983,091	64,566,685,460	7.9%
<b>VOIES ET MOYENS</b>	69,692,983,091	64,566,685,460	7.9%
<b>RESSOURCES DOMESTIQUES</b>	25,000,000,000	21,944,400,000	13.9%
<b>PONDERATION (PAR RAPPORT AU TOTAL)</b>	<b>35.9%</b>	<b>34.0%</b>	
Recettes Internes	16,987,926,725	15,095,172,825	12.5%
<i>Pondération (par rap. Aux ress. Domest.)</i>	67.95%	68.79%	
Recettes Douanières	7,352,073,276	6,463,543,431	13.7%
<i>Pondération (par rap. Aux ress. Domest.)</i>	29.41%	29.45%	
Autres Ressources Internes	659,999,999	385,683,744	71.1%
<i>Pondération (par rap. Aux ress. Domest.)</i>	2.64%	1.76%	



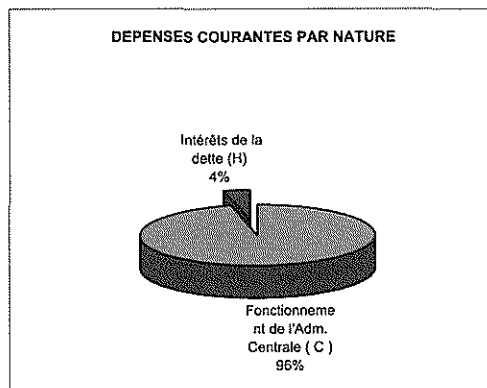

### BUDGET 2006- 2007- RESUME

	2006-2007 RECTIF	2006-2007	Variation
<b>RESSOURCES EXTERNES</b>	44,411,415,091	42,622,285,460	4.2%
<b>PONDERATION (PAR RAPPORT AU TOTAL)</b>	<b>63.7%</b>	<b>66.0%</b>	
<b>Dons</b>	27,783,863,094	26,793,222,425	3.7%
<i>Pondération (par rap. Aux ress. externes.)</i>	<b>62.6%</b>	<b>62.9%</b>	
<b>Emprunts</b>	16,627,551,996	15,829,063,035	5.0%
<i>Pondération</i>	<b>37.4%</b>	<b>37.1%</b>	
Support budgétaire (Emprunt+Don)	5,763,406,800	4,165,168,149	38.4%
<i>Pondération (par rap. Aux ress. externes.)</i>	13.0%	9.8%	
Financement programmes et projets (Emprunt+Don)	35,900,008,291	35,882,886,188	0.0%
<i>Pondération (par rap. Aux ress. externes.)</i>	80.8%	84.2%	
PYTE	869,000,000	869,000,000	0.0%
<i>Pondération (par rap. Aux ress. externes.)</i>	2.0%	2.0%	
Rééchelonnement	1,879,000,000	1,879,000,000	0.0%
<i>Pondération (par rap. Aux ress. externes.)</i>	4.2%	4.4%	



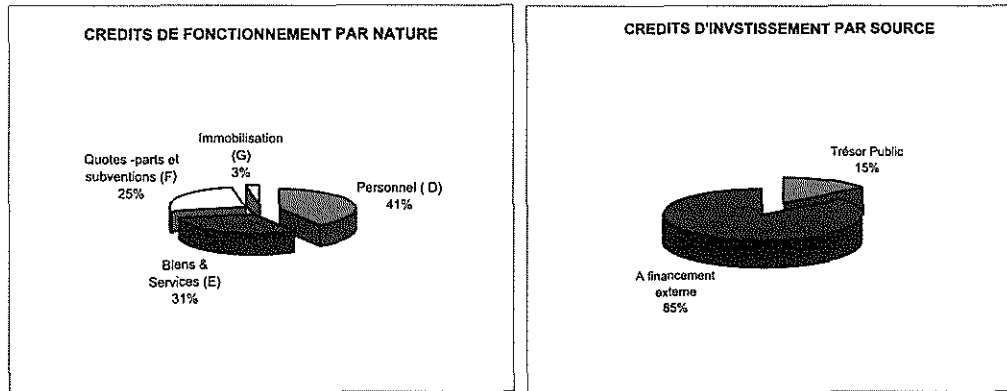
## BUDGET 2006- 2007- RESUME

	2006-2007 RECTIF	2006-2007	Variation
<b>CREDITS (A)</b>	69,692,983,091	64,566,685,460	7.9%
<b>PROJECTION DES DEPENSES COURANTES (B)</b>	23,505,164,194	21,272,654,141	10.5%
<i>Pourcentage (par rap. Au Total des crédits) =B/A%</i>	<b>33.7%</b>	<b>32.9%</b>	
<b>Fonctionnement de l'Adm. Centrale ( C )</b>	22,678,995,773	19,529,369,576	16.1%
<i>Pourcentage (par rap. Dép. Courantes)=C/B%</i>	<b>96.5%</b>	<b>91.8%</b>	
Personnel ( D )	9,329,612,047	8,495,034,948	9.8%
<i>Pourcentage (par rap. dép. Fonct.) =D/C%</i>	41.1%	43.5%	
Biens & Services (E)	6,953,655,364	5,962,496,340	16.6%
<i>Pourcentage (par rap. dép. Fonct.) =E/C%</i>	30.7%	30.5%	
Quotes -parts et subventions (F)	5,761,206,015	4,461,615,302	29.1%
<i>Pourcentage (par rap. dép. Fonct.) =F/C%</i>	25.4%	22.8%	
Immobilisation (G)	634,522,346	610,222,985	4.0%
<i>Pourcentage (par rap. dép. Fonct.) =G/C%</i>	2.8%	3.1%	
<b>Intérêts de la dette (H)</b>	826,168,421	1,743,284,565	-52.6%
<i>Pourcentage (par rap. Dép. Courantes)=H/B%</i>	<b>3.5%</b>	<b>8.9%</b>	



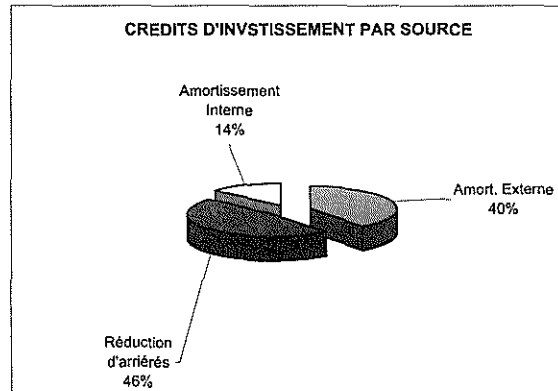
## BUDGET 2006- 2007- RESUME

	2006-2007 RECTIF	2006-2007	Variation
<b>Prog. &amp; projet</b>	42,387,449,187	39,382,886,186	7.6%
<b>Trésor Public</b>	6,205,872,898	3,500,000,000	77.3%
<b>A financement externe</b>	35,900,008,289	35,882,886,186	0.0%



### BUDGET 2006- 2007- RESUME

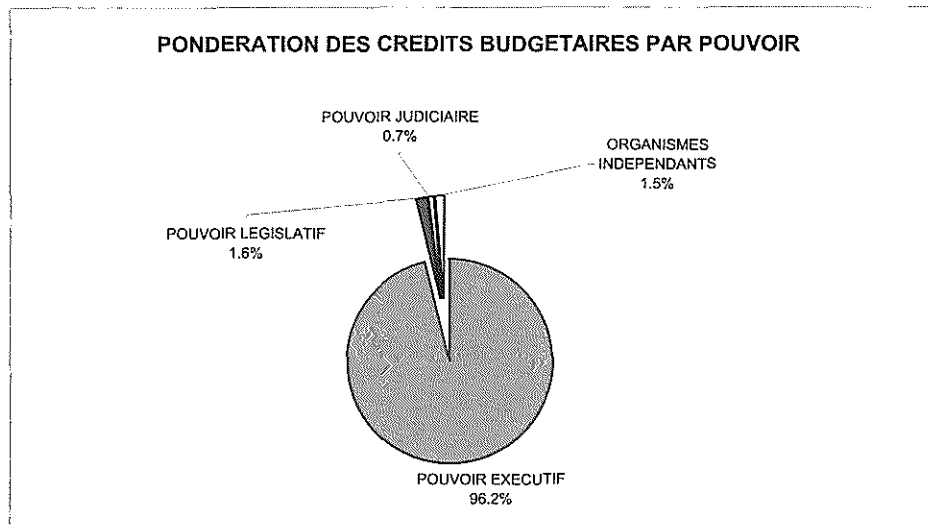
	2006-2007 RECTIF	2006-2007	Variation
Amortissement de la dette	3,725,518,733	3,891,145,133	-4.3%
<i>Pondération (par rap. env. globale)</i>	<i>5.3%</i>	<i>6.0%</i>	
Amort. Externe	1,483,745,826	1,821,437,133	-18.5%
Réduction d'arriérés	1,737,000,000	1,775,700,000	
Amortissement Interne	504,772,907	294,008,000	71.7%





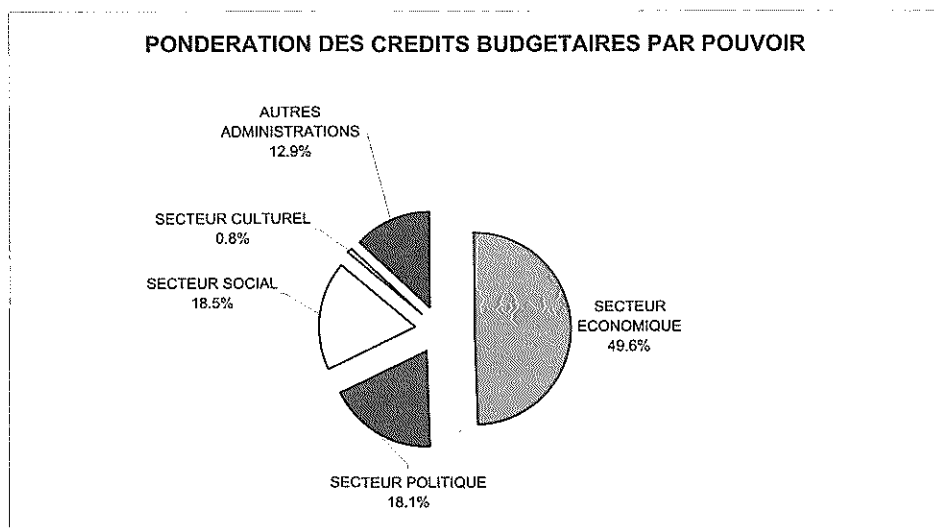
**BUDGET 2006- 2007- RESUME**

	2006-2007 RECTIF	2006-2007	Variation
<b>REPARTITION DES CREDITS</b>			
<b>PAR POUVOIR</b>			
POUVOIR EXECUTIF	67,073,747,381	62,083,383,394	8.0%
<i>Pondération</i>	96.2%	96.2%	
POUVOIR LEGISLATIF	1,103,292,826	1,058,382,816	4.2%
<i>Pondération</i>	1.6%	1.6%	
POUVOIR JUDICIAIRE	504,644,400	421,698,164	19.7%
<i>Pondération</i>	0.7%	0.7%	
ORGANISMES INDEPENDANTS	1,011,298,485	1,003,221,087	0.8%
<i>Pondération</i>	1.5%	1.6%	



## BUDGET 2006- 2007- RESUME

PAR SECTEUR	2006-2007 RECTIF	2006-2007	Variation
SECTEUR ECONOMIQUE	34,554,140,624	31,444,412,685	9.9%
<i>Pondération</i>	<i>49.6%</i>	<i>48.7%</i>	
SECTEUR POLITIQUE	12,626,944,361	11,136,582,090	13.4%
<i>Pondération</i>	<i>18.1%</i>	<i>17.2%</i>	
SECTEUR SOCIAL	12,925,441,224	12,374,969,254	4.4%
<i>Pondération</i>	<i>18.5%</i>	<i>19.2%</i>	
SECTEUR CULTUREL	582,448,659	582,563,301	0.0%
<i>Pondération</i>	<i>0.8%</i>	<i>0.9%</i>	
AUTRES ADMINISTRATIONS	9,004,008,224	9,028,158,131	-0.3%
<i>Pondération</i>	<i>12.9%</i>	<i>14.0%</i>	



**PROJET DE LOI DE FINANCES RECTIFICATIVE 06-07**

**COMPARAISON DES CREDITS PAR MINISTERE ET PAR NATURE PAR RAPPORT AU BUDGET RECTIFIE 2006-2007**

	CREDITS DE FONCTIONNEMENT & AMORTISSEMENT DE LA DETTE			PROG. ET PROJETS			TOTAL CREDITS					
	Crédit 06-07	Crédit rectifié 06-07	Variation	Crédit 06-07	Crédit rectifié 06-07	Variation	Crédit 06-07	Crédit rectifié 06-07	Variation			
<b>POUVOIR EXECUTIF</b>	23,346,790,332	25,271,591,321	1,918,800,989	8.2%	38,736,593,060	41,802,156,080	3,065,563,000	7.9%	62,083,383,392	67,073,747,381	4,984,363,989	8.0%
<b>SECTEUR ECONOMIQUE</b>	3,161,739,027	3,645,184,155	483,445,128	15.3%	20,140,612,133	20,716,077,593	575,465,460	2.9%	21,272,551,160	21,301,201,703	28,650,543	0.1%
1111-MIN. DE LA PLAN. ET DE LA COOP. EXT.	400,939,693	597,704,693	196,765,000	49.1%	8,814,939,861	10,026,848,470	1,211,908,609	13.7%	9,215,879,554	10,624,553,163	1,408,673,609	15.3%
1112-MIN. DE L'ÉCONOMIE ET DES FINANCES	1,683,367,728	1,932,988,341	249,620,613	14.8%	3,273,567,000	4,000,867,000	727,300,000	22.2%	4,956,934,728	5,933,855,341	976,920,613	19.7%
1113-MIN. DE L'AGR. DES RES. NAT. & DU DEV. RUR.	371,059,032	383,361,089	12,302,057	3.3%	3,406,509,386	3,481,282,730	74,773,344	2.2%	3,777,568,418	3,864,643,819	87,075,401	2.3%
1114-MIN. DES TRAV. PUB. TRANSP. & COMM.	378,882,496	382,433,168	3,550,672	0.9%	11,480,628,690	12,017,127,153	536,498,463	4.7%	11,859,511,186	12,399,560,320	540,049,134	4.6%
1115-MIN. DU COMMERCE ET DE L'INDUSTRIE	116,048,378	128,827,164	12,778,787	11.0%	306,602,036	299,327,036	-7,275,000	-2.4%	422,650,414	428,154,200	5,503,787	1.3%
1116-MIN. DE L'ENVIRONNEMENT	124,406,311	131,834,310	7,427,999	6.0%	756,765,160	818,765,160	62,000,000	8.2%	881,171,471	950,599,470	69,427,999	7.9%
1117-MIN. DU TOURISME	87,035,390	88,035,390	1,000,000	1.1%	71,800,000	71,800,000	0	0%	158,835,390	159,835,390	1,000,000	0.6%
<b>SECTEUR POLITIQUE</b>	5,917,326,116	6,401,738,330	484,412,214	8.2%	3,907,255,614	4,189,933,422	282,677,808	7.2%	9,224,581,730	10,591,671,752	1,367,090,022	14.8%
1211-MIN. DE LA JUSTICE	2,974,239,604	3,811,597,464	837,357,860	28.2%	2,624,668,748	2,851,262,559	226,593,811	8.6%	5,598,908,352	6,662,860,023	1,063,951,671	19.0%
1212-MIN. DES HAITIENS VIVANT A L'ETRANGER	35,273,038	41,273,039	6,000,001	17.0%	47,739,130	51,739,130	4,000,000	8.4%	83,012,168	93,012,169	10,000,001	12.0%
1213-MIN. DES AFFAIRES ÉTRANGERES	882,295,344	989,082,293	106,786,950	12.1%	0	8,000,000	8,000,000	0%	882,295,344	997,082,293	114,786,950	13.0%
1214-LA PRESIDENCE	508,171,642	572,171,642	64,000,000	12.6%	0	0	0	0%	508,171,642	572,171,642	64,000,000	12.6%
1215-BUREAU DU PREMIER MINISTRE	534,949,090	489,586,970	-45,362,120	-8.5%	41,869,565	51,869,565	10,000,000	23.9%	576,818,655	541,456,535	-35,362,120	-6.1%
1216-MIN. DE L'INTERIEUR	382,397,398	501,026,922	118,629,524	31.0%	1,193,278,171	1,226,778,171	33,500,000	2.8%	1,575,675,569	1,727,805,093	152,129,524	9.7%
<b>SECTEUR SOCIAL</b>	5,438,059,737	5,785,179,063	347,119,326	6.4%	6,539,168,313	6,746,521,917	207,353,604	3.2%	11,976,229,070	12,531,701,040	555,471,970	4.6%
1311-MINISTRE DE L'ÉDUCATION NATIONALE ET DE LA FORMATION PROFESSIONNELLE	3,805,395,329	4,053,959,762	248,564,434	6.5%	1,888,988,281	1,994,288,281	105,300,000	5.6%	5,694,383,610	6,048,248,043	353,864,434	6.2%
1312-MIN. DES AFFAIRES SOCIALES	231,381,588	296,828,128	65,446,540	28.3%	223,097,405	262,039,305	38,941,900	17.5%	454,478,993	552,867,433	98,388,440	21.6%
1313-MIN. DE LA SANTÉ PUBLIQ. ET DE LA POPULATION	1,150,919,208	1,163,919,208	13,000,000	1.1%	4,284,536,907	4,329,897,671	45,360,764	1.1%	5,435,456,115	5,493,816,878	58,360,763	1.1%
1314-MIN. A LA COND. FEM. AUX DROITS DE LA FEMME	44,159,022	47,159,023	3,000,000	6.8%	51,945,720	56,945,720	5,000,000	9.6%	96,104,742	104,104,743	8,000,000	8.3%
1315-MIN. DE LA JEUN. DES SPORTS ET L'ACTION CIVIQUE	284,204,610	223,312,943	-60,891,667	-21.4%	90,601,000	103,351,000	12,750,000	14.1%	294,806,610	326,663,943	31,857,333	10.8%
<b>SECTEUR CULTUREL</b>	403,507,301	432,481,549	28,974,248	7.2%	170,050,000	149,087,110	-20,962,890	-12.3%	582,557,301	581,568,659	-988,642	-0.2%
1411-MIN. DES CULTES	78,499,528	83,499,529	5,000,000	6.4%	0	0	0	0%	78,499,528	83,499,529	5,000,000	6.4%
1412-MIN. DE LA CULTURE	325,007,773	348,982,020	23,974,248	7.4%	179,056,000	149,967,110	-29,088,890	-16.2%	504,063,773	498,949,130	-5,114,643	-1.0%
<b>AUTRES ADMINISTRATIONS</b>	3,028,558,121	3,014,008,324	-14,549,797	-0.5%	0	0	0	0%	3,028,558,121	3,009,508,324	-19,049,797	-0.6%
1511-INTERVENTIONS PUBLIQUES	3,393,728,433	4,452,321,069	1,058,592,636	31.2%	0	0	0	0%	3,393,728,433	4,452,321,069	1,058,592,636	31.19%
1512-DETTE PUBLIQUE	5,634,429,698	4,551,687,154	-1,082,742,544	-19.2%	0	0	0	0%	5,634,429,698	4,551,687,154	-1,082,742,544	-19.22%
<b>POUVOIR LEGISLATIF</b>	986,288,806	1,051,118,906	64,830,100	6.6%	92,173,920	52,173,920	-40,000,000	-43.4%	1,056,392,616	1,103,292,826	46,900,210	4.4%
2211-SENAT DE LA REPUBLIQUE	379,208,895	444,118,905	64,910,010	17.1%	92,173,920	52,173,920	-40,000,000	-43.4%	471,382,815	496,292,825	24,910,010	5.3%
2212-CHAMBRE DES DEPUTES	587,000,000	607,000,001	20,000,001	3.4%	0	0	0	0%	587,000,000	607,000,001	20,000,001	3.4%
<b>POUVOIR JUDICIAIRE</b>	327,182,200	410,048,436	82,866,236	25.3%	94,595,964	94,595,964	0	0%	421,698,164	504,644,400	82,946,236	19.7%
3211-CONSEIL SUPERIEUR DU POUVOIR JUDICIAIRE	327,182,200	410,048,436	82,866,236	25.3%	94,595,964	94,595,964	0	0%	421,698,164	504,644,400	82,946,236	19.7%
<b>ORGANISMES INDEPENDANTS</b>	543,697,846	572,775,242	29,077,396	5.3%	459,523,243	438,523,243	-21,000,000	-4.6%	1,003,221,089	1,041,298,485	38,077,396	3.8%
4111-COUR SUP. DES COMPTES ET DU CONT. ADM.	146,861,525	157,938,921	11,077,396	7.5%	25,000,000	35,000,000	10,000,000	40.0%	171,861,525	192,938,921	21,077,396	12.3%
4211-CONSEIL ELECTORAL	64,002,270	64,002,270	0	0.0%	358,078,035	348,078,035	-10,000,000	-2.8%	422,080,305	412,080,305	-10,000,000	-2.4%
4212-OFFICE DE PROTECTION DU CITOYEN	9,539,075	12,539,075	3,000,000	31.45%	0	0	0	0%	9,539,075	12,539,075	3,000,000	31.4%
4311-UNIVERSITE D'ETAT D'HAITI	323,294,976	338,294,976	15,000,000	4.6%	76,445,208	55,445,208	-21,000,000	-27.5%	399,740,184	393,740,184	-6,000,000	-1.5%
<b>TOTAL</b>	25,183,799,274	27,305,533,905	2,115,734,631	8.4%	39,382,886,187	42,387,449,187	3,004,563,000	7.6%	64,566,685,461	69,692,983,092	5,126,297,631	7.9%



**DETAILS DES CREDITS D'INVESTISSEMENT  
PAR PROGRAMMES & PROJETS**

**PROJET DE LOI DE FINANCES RECTIFICATIVE 2006 - 2007**  
**DETAIL DES INVESTISSEMENTS PAR PROGRAMMES ET PROJETS**

		BUDGET 06-07	AFFECTATION	DES AFFECTATION	BUD-RECTIF 06-07
1111	MINISTÈRE DE LA PLANIFICATION ET DE LA COOPERATION EXTERNE	8,814,939,861	1,287,908,609	76,000,000	10,026,848,470
1111-1	SERVICES CENTRAUX	8,549,157,252	1,272,908,609	70,000,000	9,752,065,861
1111-1-12	DIRECTION GÉNÉRALE DES SERVICES INTERNES	8,549,157,252	1,272,908,609	70,000,000	9,752,065,861
1111-1-12-50	PROGRAMME RENFORCEMENT PROCESSUS BUDGETAIRE/MPCE	7,000,000	-	-	7,000,000
1111-1-12-50-11	RENF. DES STRUCT. DU MPCE INTERV. DS LE PROCESS. BUDGETAIRE	7,000,000	-	-	7,000,000
1111-1-12-51	PROGRAMME DE GESTION STRATEGIQUE DE L'ECONOMIE DU MPCE	60,000,000	149,600,000	-	209,600,000
1111-1-12-51-11	APPUI A L'ELAB./STRAT. NTLE DE CROISS. ET REDUCT. DE PAUVR.	60,000,000	10,000,000	-	70,000,000
1111-1-12-51-12	APPUI A L'ELAB./STRAT. NTLE DE CROISS. ET REDUCT. DE PAUVR./PNUD	-	60,000,000	-	60,000,000
1111-1-12-51-13	APPUI A L'ELAB./STRAT. NTLE DE CROISS. ET REDUCT. DE PAUVR./ESPAGNE	-	15,600,000	-	15,600,000
1111-1-12-51-14	APPUI A L'ELAB./STRAT. NTLE DE CROISS. ET REDUCT. DE PAUVR./CANADA	-	64,000,000	-	64,000,000
1111-1-12-52	PROG. DVPT. DES CAPACITES INSTITUTIONNELLES DU MPCE	658,273,004	-	6,000,000	652,273,004
1111-1-12-52-11	APPUI A LA DECONCENTRATION DU MPCE	18,000,000	-	-	18,000,000
1111-1-12-52-13	APPUI A L'ETUDE DES PROGRAMMES ET PROJETS	40,000,000	-	-	40,000,000
1111-1-12-52-14	RENFORCEMENT INSTITUTIONNEL DU MPCE	25,000,000	-	-	25,000,000
1111-1-12-52-15	APPUI A LA GESTION DE L'INVESTISSEMENT PUBLIC	15,000,000	-	-	15,000,000
1111-1-12-52-16	RENFORCEMENT INSTITUTIONNEL/APPUI AU SYSTEME DE L'ON	182,829,150	-	-	182,829,150
1111-1-12-52-17	APPUI POLITIQUE ET PROGRAMMATION BMH	26,782,609	-	-	26,782,609
1111-1-12-52-18	FONDS DE DEVELOPPEMENT ET EMPLOI(FODEM I)	80,994,360	-	-	80,994,360
1111-1-12-52-19	FONDS DE DEVELOPPEMENT ET EMPLOI(FODEM II)	104,347,826	-	-	104,347,826
1111-1-12-52-20	APPUI AUX TABLES DE CONCERTATIONS DEPART. ET COMMUNALES	6,000,000	-	6,000,000	-
1111-1-12-52-21	CENTRE DE GESTION DES FONDS (CGF II)	80,000,000	-	-	80,000,000
1111-1-12-52-22	RENFORCEMENT DES UNITES DE PLANIF. ET DE PROG. SECT.(UPS)	20,000,000	-	-	20,000,000
1111-1-12-52-23	MISE EN PLACE D'UN SYSTEME D'INFORMATIONS SUR LES INVEST.	5,000,000	-	-	5,000,000
1111-1-12-52-24	PROGR. D'APPUI A LA MODERNISATION DE L'ETAT/USAID	49,797,320	-	-	49,797,320
1111-1-12-52-25	CADRE STRATEGIQUE HAITI	4,521,739	-	-	4,521,739
1111-1-12-54	PROGRAMME D'AMENAGEMENT DU TERRIT. DVPT	3,318,717,163	55,000,000	55,000,000	3,318,717,163
1111-1-12-54-11	PROGRAMME D'APPUI A L'AMENAGEMENT DU TERRITOIRE, AU DVT LOCAL ET REG./MPCE	-	45,000,000	-	45,000,000
1111-1-12-54-12	ELAB DU PLAN DE ZONNAGE NTL ET DU CADRE LEGAL Y AFFERENT	2,000,000	-	2,000,000	-
1111-1-12-54-13	PROJET NATIONAL DE DEVELOPPEMENT PARTICIPATIF	562,118,746	-	-	562,118,746
1111-1-12-54-14	ELAB. DE LA LOI SUR L'AMENAG. DU TERRITOIRE ET DE L'URBAN.	2,000,000	-	2,000,000	-
1111-1-12-54-15	ELAB. SCHEMA D'AMENAGEMENT /DVPT DES TERRIT. IN/4R	45,000,000	-	45,000,000	-
1111-1-12-54-16	SOUS-PROGRAMME D'INITIATIVES LOCALES	20,000,000	10,000,000	-	30,000,000
1111-1-12-54-17	FINALISATION DE LA POL. NTLE DE DVPT LOCALE ET REGIONAL	2,000,000	-	2,000,000	-
1111-1-12-54-18	DEF. DE LA STRAT. DE DVPT ET D'AMENAG. DE LA BANDE FRONT.	2,000,000	-	2,000,000	-
1111-1-12-54-19	ELAB. DES NORMES EN MATIERES D'INFRAST. D'EQUIP. ET DE CONS	2,000,000	-	2,000,000	-
1111-1-12-54-20	PROGRAMME DE DVPT LOCAL/CANADA	64,347,826	-	-	64,347,826
1111-1-12-54-21	DVPT LOCAL NORD/EST/CO-FINANCEMENT/CANADA	24,347,826	-	-	24,347,826
1111-1-12-54-22	PROG. TRANSFRONTALIER-ARTIBO. AMENAGEMENT BASSINS VERSANTS	40,869,560	-	-	40,869,560
1111-1-12-54-23	PROGRAMME POST-JEANNE	1,888,080	-	-	1,888,080
1111-1-12-54-24	APPUI AUX INTERVENTIONS PONCTUELLES/CANADA	125,176,120	-	-	125,176,120
1111-1-12-54-25	PROGRAMME DE MICRO-REALISATIONS (PMR)(UACPHA06)(BON)	128,772,677	-	-	128,772,677
1111-1-12-54-26	PROG. DE REHABIL. ET DE DVPT (9ACP HA 12)(BON)	387,668,283	-	-	387,668,283
1111-1-12-54-27	FACILITE DE COOPERATION TECHNIQUE (9 ACP HA 100 (BON)	25,752,000	-	-	25,752,000
1111-1-12-54-28	PROG. RENF. INTEGRE DU MILIEU DES AFF. (9 ACP HA 12) (BON)	233,652,735	-	-	233,652,735
1111-1-12-54-29	PROG. DE REHABILITATION DES GONAIVES/UNITE TECHNIQUE DE GEST.	25,000,000	-	-	25,000,000
1111-1-12-54-30	PROG. REHAB. ET DE DVPT POST CRISE(9ACP HA 15)(BON)	1,379,946,705	-	-	1,379,946,705
1111-1-12-54-31	PROG. REHAB. ET DE DVPT RURAL(ESPAGNE)	19,200,000	-	-	19,200,000
1111-1-12-54-32	PROG. D'APPUI A LA GOUVERNANCE LOCALE DS LE N-E	47,353,760	-	-	47,353,760

**PROJET DE LOI DE FINANCES RECTIFICATIVE 2006 - 2007**  
**DETAIL DES INVESTISSEMENTS PAR PROGRAMMES ET PROJETS**

		BUDGET 06-07	AFFECTATION	DESAFFECTATION	BUD-RECTIF 06-07
1111-1-12-54-33	PROG. MULTISECTORIEL FINANCE PAR LE JAPON	130,422,845			130,422,845
1111-1-12-54-34	SCHEMA D'AMENAGEMENT REGIONAL TRANSVERSAL(PRET1493/SF-HA)	3,800,000			3,800,000
1111-1-12-54-35	SCHEMA D'AMENAGEMENT REGIONAL GRD SUD (PRET1493/SF-HA)	3,400,000			3,400,000

**PROJET DE LOI DE FINANCES RECTIFICATIVE 2006 - 2007**  
**DETAIL DES INVESTISSEMENTS PAR PROGRAMMES ET PROJETS**

		BUDGET 06-07	AFFECTATION	DES AFFECTATION	BUD-RECTIF 06-07
1111-1-12-54-36	PROJET DE DVPT PARTICIPATIF EN MILIEU URBAIN (DON)	40,000,000			40,000,000
1111-1-12-54-37	PROG. D'APPUI A L'AMENAGEMENT DU TERRITOIRE, AU DVPT REG. DU MPCE				-
1111-1-12-55	PROGRAMME D'APPUI A LA SECURITE ALIMENTAIRE	1,706,040,960	-	-	1,706,040,960
1111-1-12-55-11	APPUI ALIMENTAIRE ECOLE NATIONALE ANSE A PITRE/PL480	960,000			960,000
1111-1-12-55-12	APPUI A L'AIDE HUMANITAIRE (ECHO) (BON)	208,947,600			208,947,600
1111-1-12-55-13	PROG. D'APPUI A LA SECURITE ALIMENTAIRE/USAID	1,496,133,360			1,496,133,360
1111-1-12-56	PROGRAMME DE RENFORCEMENT DES INSTITUTIONS DEMOCRATIQUES	481,670,015	-	-	481,670,015
1111-1-12-56-11	PROGRAMME DE COOPERATION VOLONTAIRE	121,739,130			121,739,130
1111-1-12-56-12	PROGRAMME D'APPUI A LA GOUVERNANCE DEMOCRATIQUE/ESPAGNE	299,061,320			299,061,320
1111-1-12-56-13	APPUI A LA COORDINATION DU CCO-AMOCCHI	60,869,565			60,869,565
1111-1-12-57	PROGRAMME D'ACCES AUX SERVICES DE BASE/CANADA	122,390,520	-	-	122,390,520
1111-1-12-57-11	FONDS SANTE EDUCATION (FSE PHASE II)	95,650,040			95,650,040
1111-1-12-57-12	FONDS SANTE EDUCATION (FSE PHASE I)	26,740,480			26,740,480
1111-1-12-58	PROGRAMME TRANSVERSAUX/MULTISECTORIELS	2,195,065,590	-	9,000,000	2,186,065,590
1111-1-12-58-11	PROGRAMME INTEGRE DE REPOSES(PIR)/PNUD	7,803,950			7,803,950
1111-1-12-58-12	PROJET GONAIVES DE CREATIOS D'EMPLOIS	8,000,000			8,000,000
1111-1-12-58-13	CREATION D'EMPLOIS ET REHAB. D'INFRASTR. ESSENT. DE BASE	320,000,000			320,000,000
1111-1-12-58-14	PROGRAMME DE REHAB. URBAINES (PRET 1639/SF-HA)	352,000,000		9,000,000	343,000,000
1111-1-12-58-15	DVPT. HUMAIN DE LA ZONE FRONTALIER HAITI REP. DOM	60,000,000			60,000,000
1111-1-12-58-16	PROJET-PILOTE D'APPUI A LA REAL. DES OMD DS LE DPT DU N-E	5,120,000			5,120,000
1111-1-12-58-17	PROJET MULTISECTORIELS/AFD	760,000,000			760,000,000
1111-1-12-58-18	PROG. D'APAISEMENT SOCIAL/USAID	682,141,640			682,141,640
1111-1-12-81	PROG. D'URGENCE DU GOUVERNEMENT	-	1,068,308,609	-	1,068,308,609
1111-1-12-81-11	PROGRAMME D'INTERVENTIONS D'URGENCE DU GOUVERNEMENT		157,250,649		157,250,649
1111-1-12-81-12	REHABILITATION ANNEXE I ET II DU PALAIS NATIONAL ET CONSTRUCTION D'UN NOUVEAU PARKING		101,400,000		101,400,000
1111-1-12-81-13	INSTALLATION DE NOUVEAUX SYSTEMES DE FEUX DE CIRCULATION INCLUANT LA REHABILITATION DES FEUX EXISTANTS (PHASE I)		61,511,000		61,511,000
1111-1-12-81-14	REHABILITATION DES PLACES PUBLIQUES DE L'AIRE METROPOLITAINE DE PORT - AU- PRINCE		53,000,000		53,000,000
1111-1-12-81-15	PROGRAMME D'INTERVENTIONS SPECIFIQUES POUR LES FETES DE FIN D'ANNEE 2006		25,000,000		25,000,000
1111-1-12-81-16	PROGRAMME DE RENFORCEMENT EN MATERIELS ET EQUIPEMENTS (PHASE I)		89,551,500		89,551,500
1111-1-12-81-17	PROGRAMME D'URGENCE DE RENFORCEMENT DES STRUCTURES DU PALAIS NATIONAL		25,345,100		25,345,100
1111-1-12-81-18	INTERVENTIONS D'URGENCE A BELLADERE A L'OCCASION DE LA FOIRE BINATIONALE NOV 2007		60,000,000		60,000,000
1111-1-12-81-19	PROGRAMME D'APAISEMENT SOCIAL ( FONDS SPECIAL)		75,000,000		75,000,000
1111-1-12-81-20	PROGRAMME D'INTERVENTIONS URGENTES A CITE SOLEIL		204,350,360		204,350,360
1111-1-12-81-21	Fonds Spéciaux de Développement Territorial		215,900,000		215,900,000
1111-2	SERVICES CENTRAUX TECHNIQUEMENT DÉCENTRÉ	265,782,609	15,000,000	6,000,000	274,782,609
1111-2-13	CENTRE DE TECHNI. DE PLANIF. ET D'ECONOMIE APPLIQUEE (CTPEA)	16,000,000	-	6,000,000	10,000,000
1111-2-13-50	PROG. DE DVPT. DES CAPACITES INSTITUTIONNELLES DU CTPEA	16,000,000	-	6,000,000	10,000,000
1111-2-13-50-11	RENFORCEMENT INSTITUTIONNEL DU CTPEA	8,000,000		3,000,000	5,000,000
1111-2-13-50-12	RENFORCEMENT ACADEMIQUE DU CTPEA	8,000,000		3,000,000	5,000,000
1111-2-14	CONSEIL NATIONAL DES COOPERATIVES (CNC)	106,782,609	-	-	106,782,609
1111-2-14-52	PROG. DE DVPT DES CAPACITES INSTITUTIONNELLES DU CNC	106,782,609	-	-	106,782,609
1111-2-14-52-11	RENFORCEMENT INSTITUTIONNEL DU CNC	8,000,000			8,000,000
1111-2-14-52-12	APPUI AUX COOPERATIVES D'EPARGNE ET DE CREDIT (ACOOPECH)	98,782,609			98,782,609
1111-2-15	CENTRE NTI. DE L'INFORM. GEO SPAT.	143,000,000	15,000,000	-	158,000,000



**PROJET DE LOI DE FINANCES RECTIFICATIVE 2006 - 2007**  
**DETAIL DES INVESTISSEMENTS PAR PROGRAMMES ET PROJETS**

		BUDGET 06-07	AFFECTATION	DESAFFECTATION	BUD-RECTIF 06-07
1111-2-15-52	PROG. DVPT. DES CAPACITES INSTITUTIONNELLES DU CNIGS	143,000,000	15,000,000	-	158,000,000
1111-2-15-52-11	APPUI A LA MISE EN PLACE DU CNIGS	7,000,000	5,000,000		12,000,000
1111-2-15-52-12	APPUI AU PROGRAMME D'INFORMATION TERR. PR LE DVPT	136,000,000			136,000,000
1111-2-15-52-13	OUTIL D'INFORM. POUR L'ORIENTATION DES INV. DU DVT	-	10,000,000		10,000,000

**PROJET DE LOI DE FINANCES RECTIFICATIVE 2006 - 2007**  
**DETAIL DES INVESTISSEMENTS PAR PROGRAMMES ET PROJETS**

		BUDGET 06-07	AFFECTATION	DESAFFECTATION	BUD-RECTIF 06-07
1112	MINISTERE DE L'ECONOMIE ET DES FINANCES	3,273,567,000	840,800,000	113,500,000	4,000,867,000
1112-1	SERVICES CENTRAUX	1,056,173,320	453,000,000	10,000,000	1,499,173,320
1112-1-12	DIRECTION GENERALE DES SERVICES INTERNES	1,056,173,320	453,000,000	10,000,000	1,499,173,320
1112-1-12-50	PROGRAMME DE RENFORCEMENT PROCESSUS BUDGETAIRE DU MEF	16,000,000	-	10,000,000	6,000,000
1112-1-12-50-11	RENFORCEMENT DES STRUCTURES DU MEF/PROCESSUS BUDGETAIRE	10,000,000		10,000,000	-
1112-1-12-50-12	INFORMATISATION SYST. COMP. ET GESTION DE CREDITS/TRESOR	6,000,000			6,000,000
1112-1-12-51	PRORGRAMME DE GESTION STRATEGIQUE DE L'ECONOMIE DU MEF	857,173,320	-	-	857,173,320
1112-1-12-51-11	ASSISTANCE A LA GOUVERNANCE ECONOMIQUE (ETAG I)	68,000,000			68,000,000
1112-1-12-51-12	ASSISTANCE A LA GOUVERNANCE ECONOMIQUE (ETAG II)	12,000,000			12,000,000
1112-1-12-51-13	RENFORCEMENT DES INSTITUTIONS DE GOUVERNANCE ECO(1632/SF-HA)	56,000,000			56,000,000
1112-1-12-51-14	APPUI A LA GOUVERNANCE ET A LA REFORME FISCALE(1644/SF-HA)	193,720,000			193,720,000
1112-1-12-51-15	APPUI A LA GOUVERNANCE ECONOMIQUE (LICUS)	20,000,000			20,000,000
1112-1-12-51-16	APPUI A LA COMMUNICATION (DON/LICUS)	6,000,000			6,000,000
1112-1-12-51-17	APPUI A LA GOUVERNANCE ECONOMIQUE (PAGE II)	400,000,000			400,000,000
1112-1-12-51-18	APPUI A LA DIRECTION DU TRESOR	5,000,000			5,000,000
1112-1-12-51-19	APPUI A LA GOUVERNANCE ECONOMIQUE. FINANCEMENT:USAID	96,453,320			96,453,320
1112-1-12-52	PROGR. DE DVPT. DES CAPACITES INSTITUTIONNELLES DU MEF	15,000,000	200,000,000	-	215,000,000
1112-1-12-52-11	REAMENAGEMENT DE LA DIRECTION INSPECTION FISCALE	10,000,000			10,000,000
1112-1-12-52-12	PROJET D'APPUI A LA RECHERCHE ET AU POLITIQUE PUBLIQUE	5,000,000			5,000,000
1112-1-12-52-13	APPUI A LA DECONCENTRATION DU MEF		-		-
1112-1-12-52-14	Acquisition d'immeubles pour Inst. Publiques		100,000,000		100,000,000
1112-1-12-52-15	Construction d'un nouveau Palais des Ministères		100,000,000		100,000,000
1112-1-12-53	PROGRAMME DE PROMOTION DES INVESTISSEMENTS PRIVES	168,000,000	253,000,000	-	421,000,000
1112-1-12-53-11	APPUI AUX ACTIVITES DE MICRO-CREDITS (ESPAGNE)(MCN/ACME)	168,000,000			168,000,000
1112-1-12-53-12	FORUME SUR L'INVESTISSEMENT		3,000,000		3,000,000
1112-1-12-53-13	PROGRAMME DE SOUTIEN AU SECTEUR PRODUCTIF		250,000,000		250,000,000
1112-2	SERVICES CENTRAUX TECHNIQUEMENT DECONCENTRE	2,217,393,680	387,800,000	103,500,000	2,501,693,680
1112-2-13	INSTITUT HAITIEN DE STATISTIQUE ET D'INFORMATIQUE	61,300,000	-	2,000,000	59,300,000
1112-2-13-51	PROG. DE GESTION STRATEGIQUE DE L'ECONOMIE DE L'HSI	61,300,000	-	2,000,000	59,300,000
1112-2-13-51-11	RECENSEMENT GENERAL DE LA POPULATION ET DE L'HABITAT	30,900,000		1,000,000	29,900,000
1112-2-13-51-12	RENFORCEMENT DES COMPTES NATIONAUX	30,400,000		1,000,000	29,400,000
1112-2-14	DIRECTION GENERALE DU BUDGET	17,000,000	-	5,500,000	11,500,000
1112-2-14-52	PROGRAMME DE DEVELOPPEMENT DES CAPACITES INSTUT./ DGB	17,000,000	-	5,500,000	11,500,000
1112-2-14-52-11	APPUI INSTITUTIONNEL A LA DGB	1,000,000			1,000,000
1112-2-14-52-12	RATIONALISATION DU CONTROLE/DEPLOIEMENT CONTROLEURS FINANC.	5,000,000		4,000,000	1,000,000
1112-2-14-52-13	PROGRAMME DE FORMATION CONTINUE DU PERSONNEL DE LA DGB	3,000,000		1,500,000	1,500,000
1112-2-14-52-14	CONVERTION MIGRATION, ELABORATION DU BUDGET	8,000,000			8,000,000
1112-2-15	DIRECTION GENERALE DES IMPOTS	130,000,000	-	80,000,000	50,000,000
1112-2-15-52	PROGRAMME DE DEVELOPPEMENT CAPACITES INSTITUTIONNELLES/ DGI	130,000,000	-	80,000,000	50,000,000
1112-2-15-52-11	RENFORCEMENT INSTITUTIONNEL DE LA DGI	130,000,000		80,000,000	50,000,000
1112-2-16	ADMINISTRATION GENERALE DES DOUANES	440,692,610	170,000,000	8,000,000	602,692,610
1112-2-16-51	PROGRAMME DE GESTION STRATEGIQUE DE L'ECONOMIE/AGD	440,692,610	170,000,000	8,000,000	602,692,610
1112-2-16-51-11	MOD. DES STRUCT. DOUANIERES HAITIENNES	440,692,610		8,000,000	432,692,610
1112-2-16-51-12	RENF. DES BUREAUX DE DOUANES DE PROVINCE		170,000,000		170,000,000
1112-2-17	BUREAU DU SECRETAIRE D'ETAT DES FINANCES	-	13,000,000	-	13,000,000

## PROJET DE LOI DE FINANCES RECTIFICATIVE 2006 - 2007

### DETAIL DES INVESTISSEMENTS PAR PROGRAMMES ET PROJETS

		BUDGET 06-07	AFFECTATION	DESAFFECTATION	BUD-RECTIF 06-07
1112-2-17-51	PROGRAMME DE GESTION STRATEGIQUE DE L'ECONOMIE/SEF	-	13,000,000	-	13,000,000
1112-2-17-51-11	LUTTE CONTRE LA CONTREBANDE		13,000,000		13,000,000
<b>1112-2-19</b>	<b>FAES</b>	<b>1,553,401,070</b>	<b>204,800,000</b>	<b>8,000,000</b>	<b>1,750,201,070</b>
1112-2-19-54	PROGRAMME D'AMENAGEMENT DU TERRITOIRE/DEVELOPPEMENT LOCAL	1,378,901,070	204,800,000	8,000,000	1,575,701,070
1112-2-19-54-11	PROGRAMME DEVELOPPEMENT LOCAL (PDL)	756,000,000	1,000,000		757,000,000
1112-2-19-54-12	PROGRAMME D'APPUI AUX INITIATIVES PRODUCTIVES	241,628,954		8,000,000	233,628,954
1112-2-19-54-13	PROGRAMME D'EDUCATION DE BASE	170,000,000			170,000,000
1112-2-19-54-14	PROGRAMME DEVELOPPEMENT LOCAL (PDL)/FINANCEMENT ALLEMAGNE	190,272,116			190,272,116
1112-2-19-54-15	PROG. DE RENF. D'ASS. D'IRRIGANTS	21,000,000			21,000,000
1112-2-19-54-16	REMISE EN ETAT INFRASTRUCTURE ECO. DE BASE		3,800,000		3,800,000
1112-2-19-54-17	ACQUISITION D'IMMEUBLES PR INST. PUBLIQUES		-		-
1112-2-19-54-18	CONSTRUCTION D'UN NOUVEAU PALAIS DES MINISTÈRES		-		-
1112-2-19-54-19	Réaménagement Ecoles/Rentrée Sochaire		100,000,000		100,000,000
1112-2-19-54-20	Gestion Saison Cyclonique et autres désastres		100,000,000		100,000,000
1112-2-19-64	PROGRAMME EAU POTABLE ET ASSAINISSEMENT	174,500,000	-	-	174,500,000
1112-2-19-64-11	REHABILITATION SAEP DE HINCHE	1,200,000			1,200,000
1112-2-19-64-12	REHABILITATION SAEP DE MIREBALAIS	800,000			800,000
1112-2-19-64-13	INST. D'UNE STATION DE POMPAGE A LASCAHOBAS	800,000			800,000
1112-2-19-64-14	REHAB. DES SAEP DE CARRE SAVANE LOS PALIS, PAPAYE, COBERNA	2,000,000			2,000,000
1112-2-19-64-15	EXTENSION DU RESEAU DE DIST. DE MIRAGOANE	18,500,000			18,500,000
1112-2-19-64-16	INTERV. SUR LE SAEP DE ANSE A VEAU	200,000			200,000
1112-2-19-64-17	INTERV. SUR LE SAEP DE JEREMIE	3,600,000			3,600,000
1112-2-19-64-18	REHAB. SAEP ANSE D'HAINAULT	4,800,000			4,800,000
1112-2-19-64-19	INTERV. SAEP CAYES ET TREME	59,000,000			59,000,000
1112-2-19-64-20	INTERV. SAEP ST LOUIS DU SUD ET AQUIN	63,000,000			63,000,000
1112-2-19-64-21	CONSTRUCTION SAEP DS TROIS LOCALITES RURALES	16,800,000			16,800,000
1112-2-19-64-22	OPERATION EAU PROPRE	3,800,000			3,800,000
<b>1112-2-21</b>	<b>UNITE DE LUTTE CONTRE LA CORRUPTION</b>	<b>10,000,000</b>	<b>-</b>	<b>-</b>	<b>10,000,000</b>
1112-2-21-51	GESTION STRATEGIQUE DE L'ECONOMIE	10,000,000	-	-	10,000,000
1112-2-21-51-11	ETABLISSEMENT DE BUREAUX DEPARTEMENTAUX DE L'ULCC	10,000,000			10,000,000
<b>1112-2-22</b>	<b>ECOLE NATIONALE D'ADMINISTRATION FINANCIERE</b>	<b>5,000,000</b>	<b>-</b>	<b>-</b>	<b>5,000,000</b>
1112-2-22-52	PROGRAMME DEVELOPPEMENT CAPACITES INSTITUTIONNELLES DU MEF	5,000,000	-	-	5,000,000
1112-2-22-52-11	APPUI A ECOLE NATIONALE D'ADMINISTRATION FINANCIERE (ENAF)	5,000,000			5,000,000

**PROJET DE LOI DE FINANCES RECTIFICATIVE 2006 - 2007**  
**DETAIL DES INVESTISSEMENTS PAR PROGRAMMES ET PROJETS**

		BUDGET 06-07	AFFECTATION	DESAFFECTATION	BUD-RECTIF 06-07
1113	MINIS. DE L'AGRICULTURE, RESSOURCES NATURELLES/DEVELOP/RURAL	3,406,509,385	244,704,955	110,931,610	3,481,282,730
1113-1	SERVICES CENTRAUX	3,366,509,385	244,704,955	103,931,610	3,448,282,730
1113-1-12	DIRECTION GENERALE DES SERVICES INTERNES	3,366,509,385	244,704,955	103,931,610	3,448,282,730
1113-1-12-52	PROG. DE DEV. DES CAPACITES INSTITUTIONNELLES DU MARNDR	36,847,092	8,000,000	2,000,000	42,847,092
1113-1-12-52-11	APPUI A LA DECONCENTRATION DU MARNDR	18,000,000	2,000,000		20,000,000
1113-1-12-52-12	APPUI A L'INCAH	15,948,092		2,000,000	13,948,092
1113-1-12-52-13	CONSOLIDATION OBSERVATOIRE NTL DE LA SECURITE ALIMENTAIRE	2,899,000	6,000,000		8,899,000
1113-1-12-54	PROG. D'AMENAGEMENT DU TERRITOIRE ET DEV. LOCAL DU MARNDR	104,939,130	7,104,955	-	112,044,085
1113-1-12-54-11	PROJET AGRO-FORESTIER ET DEV. LOCAL NIPPES I ET II	68,173,913			68,173,913
1113-1-12-54-12	DEVELOPPEMENT LOCAL MARMELADE I ET II (FAO)	36,765,217	7,104,955		43,870,172
1113-1-12-59	PROG. DE DEVELOPPEMENT DU SECTEUR AGRICOLE	2,963,704,029	229,600,000	88,383,610	3,045,920,419
1113-1-12-59-11	IMPLANTATION 20 DISPOSITIF DE CONCENTRATION DE POISSON (DCP)	5,000,000			5,000,000
1113-1-12-59-12	REHAB. HYDRO-AGR. DU SYST. D'IRR. DE LATANNERIE/CO-FIN JAPON	45,000,000			45,000,000
1113-1-12-59-13	CONST. DU SYST. D'IRRIGATION DE KA-ROOCK	1,138,847			1,138,847
1113-1-12-59-14	PROG. SPECIALE DE SECURITE ALIM. (PSSA)	17,887,200		1,000,000	16,887,200
1113-1-12-59-15	PROG. INTENSIFICATION DE CULT VIVRIERES (PICV-II) AU CENTRE	128,400,000		4,400,000	124,000,000
1113-1-12-59-16	PROGRAMME FAO A MARMELADE-PLAISANCE	30,000,000			30,000,000
1113-1-12-59-17	PROJET CAFE-BAMBOU (MARMELADE, MARIGOT)	47,000,000			47,000,000
1113-1-12-59-18	TRANSFERT DE TECHNOLOGIE EN NOIX D'ACAJOU AU NORD	10,110,560			10,110,560
1113-1-12-59-19	APPUI AUX ACTIVITES AGRICOLES DE LA COOPERATION CUBAINE	15,000,000	-		15,000,000
1113-1-12-59-20	PROJETS DE PETITS PERIMETRES IRRIGUES A SAINT-MARC	13,640,000		1,240,000	12,400,000
1113-1-12-59-21	RECENSEMENT GENERAL DE L'AGRICULTURE	143,490,000	1,500,000		144,990,000
1113-1-12-59-22	APPUI A LA PLAN., DECENTRALIS. ET DEV. LOCAL	10,584,000			10,584,000
1113-1-12-59-23	APPUI AUX FILIERES D'EXPORTATION STABEX	2,500,000			2,500,000
1113-1-12-59-24	DEVELOPPEMENT RURAL DANS LE CENTRE (PDR-CENTRE)	76,525,076			76,525,076
1113-1-12-59-25	DEVELOPPEMENT RURAL DANS LA GRANDE-ANSE (PDR-GA)	126,717,353			126,717,353
1113-1-12-59-26	DEVELOPPEMENT RURAL DANS LE SUD (PDR-SUD)	116,000,000			116,000,000
1113-1-12-59-27	INTERVENTION SPECIFIQUES DE DEV. RURAL PDR (8 ACP HA 06)	345,641,120			345,641,120
1113-1-12-59-28	PROG. DE DEV. RURAL ZONE CENTRE SUD : VOLET GOPA	25,412,298			25,412,298
1113-1-12-59-29	APPUI AU SUIVI-EVAL. DES PROG. DU MARNDR	840,000			840,000
1113-1-12-59-30	REHAB. DES MARAIS SALANTS (PROG. DE REHAB. DES GONAIVES) BON	20,000,000			20,000,000
1113-1-12-59-31	RELANCE AGRICOLE (PROG. DE REHAB. DES GONAIVES) (BON)	15,000,000			15,000,000
1113-1-12-59-32	PROG. D'INTENSIFICATION DE LA VALLE ART. (PIA/BID1490 SF-HA)	635,023,600		41,543,600	593,480,000
1113-1-12-59-33	PROG. D'INTENSIFICATION D'ENNERY LA QUINTE PRET 1490 SF-HA	214,684,800		14,044,800	200,640,000
1113-1-12-59-34	APPUI A LA PRODUCTION DE BAMBOU/CAFE A MARMELADE	15,000,000		2,000,000	13,000,000
1113-1-12-59-35	AMENAGEMENT DU BASSIN VERSANT RAVINE NAN GALET	1,088,078			1,088,078
1113-1-12-59-36	AMENAGEMENT DU BASSIN VERSANT A COQ CHANTE	1,158,032			1,158,032
1113-1-12-59-37	REHABILITATION SYSTEME IRRIGATION DE PRECHET	317,457			317,457
1113-1-12-59-38	IRRIGATION A MARIBOUX (OUANAMINTHE) (PRET 1493/SF-HA)	86,000,000		6,000,000	80,000,000
1113-1-12-59-39	RENFORCEMENT DE LA FILIERE CANNE A SUCRE PRET 1493 SF-HA	81,000,000		5,000,000	76,000,000
1113-1-12-59-40	ETUDE COMPLEMENTAIRE PROJET RENF. FILIERE CANNE A SUCRE	8,800,000		800,000	8,000,000
1113-1-12-59-41	IRRIGATION A LA TANNERIE (GDE RIV DU NORD) PRET 1493 SF-HA	127,000,000		7,000,000	120,000,000
1113-1-12-59-42	PROG. APPUI DE L'AGRICULTURE FINACE PAR LA FRANCE	19,157,255			19,157,255
1113-1-12-59-43	PROG.SPECIAUX SUR STABEX 90-93	15,179,000			15,179,000
1113-1-12-59-45	PROG.SPECIAUX SUR STABEX 94	11,778,856			11,778,856
1113-1-12-59-46	APPUI A LA PROD. ET A LA COMMERCIALISAT. DU CAFE (COOPACVOD)	678,794			678,794
1113-1-12-59-47	APPUI A L'AMELIORATION DE LA FILIERE DU CAFE A BAPTISTE	8,426,662			8,426,662

**PROJET DE LOI DE FINANCES RECTIFICATIVE 2006 - 2007**  
**DETAIL DES INVESTISSEMENTS PAR PROGRAMMES ET PROJETS**

		BUDGET 06-07	AFFECTATION	DESAFFECTATION	BUD-RECTIF 06-07
1113-1-12-59-48	APPUI A LA PROD. ET A LA COMMERCIALISAT. DU CAFE (NORD/ N-E)	3,371,087			3,371,087
1113-1-12-59-50	RENFORCEMENT CAPACITE COLLECTE ET TRAITEMENT DU CAFE	934,057			934,057
1113-1-12-59-51	AMELIORATION DE LA COLLECTE DU CAFE LAVE	1,018,861			1,018,861
1113-1-12-59-52	PROJET AMELIORATION DU CAFE LAVE A THIOTTE	1,200,000			1,200,000
1113-1-12-59-53	ETAT DES LIEUX DE LA FERME A BAPTISTE (PROJ. REHABILITATION)	547,826			547,826
1113-1-12-59-54	PROG. APPUI AUX COOPERATIVES CACAOYERES DANS LE NORD	3,998,254			3,998,254
1113-1-12-59-55	APPUI A LA COMMERCIALISATION DES FRUITS AQUIN/ST LOUIS NORD	7,911,216			7,911,216
1113-1-12-59-56	CONT. AU RENF. STRATEGIE CONTROLE INTEGRE DU CAFE EN HAITI	7,255,338			7,255,338
1113-1-12-59-57	PROMOTION EN HAITI DE PRODUITS BIOLOGIQUES PR EXPORTATION	374,238			374,238
1113-1-12-59-58	CONSTRUCTION D'USINE TRAITEMENT FINAL DE CAFE DANS LE NORD	873,839			873,839
1113-1-12-59-59	PROG.SPECIAUX SUR STABEX 98-99	13,511,794			13,511,794
1113-1-12-59-60	SUPERVISION IRRIGATION A LA TANNERIE (PRET 1493 SF-HA)	11,000,000		1,000,000	10,000,000
1113-1-12-59-61	SUPERVISION IRRIGATION A MARIBAROUX (PRET 1493 SF-HA)	4,400,000		400,000	4,000,000
1113-1-12-59-62	APPUI A L'USINE SUCRIERE DE DARBONNE	15,000,000	-		15,000,000
1113-1-12-59-63	IMPLANTATION USINE EXPORTATION DE CAFE (INCA)	8,000,000		2,000,000	6,000,000
1113-1-12-59-64	CONST. BARAGE DEVIATION DU SYST. IRRIGATION DE MONTROUIS	4,747,171			4,747,171
1113-1-12-59-65	APPUI AU SECTEUR AGRICOLE FINANCEMENT FINANCEMENT USAID	271,413,360			271,413,360
1113-1-12-59-66	APPUI A LA MAITRISE DE L'EAU ET A LA PROD D'HARICOTS D'HIVER 2006	-	17,500,000		17,500,000
1113-1-12-59-67	APPUI A LA COMPETITIVITE DU CAFE	25,500,000		1,955,210	23,544,790
1113-1-12-59-68	APPUI A LA PRODUCTION DE MANGUES EXPORTABLES	8,000,000			8,000,000
1113-1-12-59-69	APPUI A LA PRODUCTION DE BANANES A L'ARCAHAIE	8,000,000			8,000,000
1113-1-12-59-70	AIDE ALIMENTAIRE (PAM)	96,000,000			96,000,000
1113-1-12-59-71	PROJET DE SECURITE ALIMENTAIRE / ESPAGNE	19,200,000			19,200,000
1113-1-12-59-72	IMPLANTATION DE DISPOSITIF DE CONCENTRATION DE POISSON (DCP) DS LE SUD-EST	20,160,000			20,160,000
1113-1-12-59-73	REDUC/PAUVR/UTIL/RESS/REG. FRONT. ET ARTIBONITE	10,108,000			10,108,000
1113-1-12-59-74	TRANSFERT DE TECHNOLOGIE EN MANIOC (FORT LIBERTE, TROU DU NORD, FERRIER)		-		-
1113-1-12-59-75	REMISE EN FONCT. DE L'USINE DE TOMATE CLAIRE HEUREUSE DE PONT SONDE		60,000,000		60,000,000
1113-1-12-59-76	PROMOTION DE CREDIT AGRICOLE		45,000,000		
1113-1-12-59-77	ACQUISITION DE SEMENCES DE HARICOT D'HIVER 2006		14,000,000		
1113-1-12-59-78	PROG. D'INTERVENTIONS D'URGENCES DS LE DOMAINE AGRICOLE		20,000,000		20,000,000
1113-1-12-59-79	PROJETS DE PETITS PERIMETRES IRRIGUES PHASE II		11,600,000		11,600,000
1113-1-12-59-80	Prog. de renforcement secteur mangue		60,000,000		60,000,000
1113-1-12-60	PROG. DE PROTECTION ET REHAB. DE L'ENVIRON. DU MARNDR	261,019,134	-	13,548,000	247,471,134
1113-1-12-60-11	AMENAGEMENT DE LA RAVINE TI FEUIL	1,076,870			1,076,870
1113-1-12-60-12	PROD ET TRANSP. DE BAMBOU DES B. V. RIV. LA GROSSELINE-FELSES	594,264			594,264
1113-1-12-60-13	BASSIN VERSANT LAMATRA-JASSA (PRET 1493/SF-HA)	16,412,000		1,492,000	14,920,000
1113-1-12-60-14	BASSIN VERSANT RIVIERE MARION (PRET 1493 SF-HA)	22,616,000		2,056,000	20,560,000
1113-1-12-60-15	TRAV. DE PROTECTION A MAPOU (PRET 1493 SF-HA)	85,000,000		5,000,000	80,000,000
1113-1-12-60-16	PROTECTION VILLE JACMEL (PRET 1493 SF-HA)	85,000,000		5,000,000	80,000,000
1113-1-12-60-17	ETUDE DE PROTECTION MAPOU (PRET 1493 SF-HA)	2,280,000			2,280,000
1113-1-12-60-18	ETUDE DE PROTECTION VILLE JACMEL (PRET 1493 SF-HA)	3,600,000			3,600,000
1113-1-12-60-19	SUPERVISION TRAVAUX DE PROTECTION A MAPOU (PRET 1493 SF-HA)	4,000,000			4,000,000
1113-1-12-60-20	SUPERVISION PROTECTION VILLE JACMEL (PRET 1493 SF-HA)	4,000,000			4,000,000
1113-1-12-60-21	SUPERVISION BASSIN VERSANT LAMATRY-JASSA (PRET 1493 SF-HA)	1,200,000			1,200,000
1113-1-12-60-22	SUPERVISION BASSIN VERSANT RIVIERE MARION (PRET 1493 SF-HA)	1,640,000			1,640,000
1113-1-12-60-23	REHABILITATION DE BASSIN VERSANT DE MAPOU	7,200,000			7,200,000

**PROJET DE LOI DE FINANCES RECTIFICATIVE 2006 - 2007**  
**DETAIL DES INVESTISSEMENTS PAR PROGRAMMES ET PROJETS**

		BUDGET 06-07	AFFECTATION	DESAFFECTATION	BUD-RECTIF 06-07
1113-1-12-60-24	REHABILITATION DE BASSIN VERSANT DE PEDERNALES # 1	12,000,000			12,000,000
1113-1-12-60-25	REHABILITATION DE BASSIN VERSANT DE PEDERNALES # 2	14,400,000			14,400,000
1113-2	SERVICES CENTRAUX TECHNIQUEMENT DÉCONCENTRÉ	40,000,000	-	7,000,000	33,000,000
1113-2-13	ORGANISME DE LA VALLEE DE L'ARTIBONITE	30,000,000	-	7,000,000	23,000,000
1113-2-13-59	PROGRAMME DE DEVELOPPEMENT DU SECTEUR AGRICOLE	30,000,000	-	7,000,000	23,000,000
1113-2-13-59-11	APPUI A ODVA	30,000,000	-	7,000,000	23,000,000
1113-2-14	INSTITUT NATIONAL DE REFORME AGRAIRE	10,000,000	-	-	10,000,000
1113-2-14-59	PROGRAMME DE DEVELOPPEMENT DU SECTEUR AGRICOLE	10,000,000	-	-	10,000,000
1113-2-14-59-11	APPUI AUX ACTIVITES DE L'INARA	10,000,000	-	-	10,000,000

**PROJET DE LOI DE FINANCES RECTIFICATIVE 2006 - 2007**  
**DETAIL DES INVESTISSEMENTS PAR PROGRAMMES ET PROJETS**

		BUDGET 06-07	AFFECTATION	DESAFFECTATION	BUD-RECTIF 06-07
1114	MINISTERE DES TRAVAUX PUBLICS, TRANSPORTS ET COMMUNICATIONS	11,480,628,691	4,767,852,961	4,231,354,499	12,017,127,153
1114-1	SERVICES CENTRAUX	10,511,680,975	4,767,852,961	4,224,584,499	11,054,949,437
1114-1-12	DIRECTION GENERALE DES SERVICES INTERNES	10,511,680,975	4,767,852,961	4,224,584,499	11,054,949,437
1114-1-12-62	PROGRAMME DE RENFORCEMENT SECTEUR ENERGIE/ELECTRICITE	520,198,043	-	8,000,000	512,198,043
1114-1-12-62-11	REHABILITATION CENTRALE HYDRO-ELECT.DROUET (PRET 1493/SF-HA)	112,000,000		8,000,000	104,000,000
1114-1-12-62-12	APPUI SECT.ELECTRICIT'(PROJET D'ELEC.(REDUCTION PERTES))	120,000,000			120,000,000
1114-1-12-62-13	APPUI A EDH JACMEL (ASS.TECH.PHASES I, II ET III)	73,043,478			73,043,478
1114-1-12-62-14	TRANSFERT DU MODEL JACMEL	36,521,739			36,521,739
1114-1-12-62-15	GENERATION/ REHABILITATION (EDH)	173,704,348			173,704,348
1114-1-12-62-16	FS REHABILITATION CENTRALES HYDROELEC	4,928,478			4,928,478
					-
1114-1-12-63	PROGRAMME DE DEVELOPPEMENT DES INFRASTRUCTURES DE TRANSPORT	6,532,918,932	4,763,876,788	4,173,584,499	7,123,211,221
1114-1-12-63-11	PROJET DE TRANSPORT ET DEVELOPPEMENT TERRITORIAL	200,000,000		190,000,000	10,000,000
1114-1-12-63-13	MANICHE-KANZ, CARREFOUR JOUTE-ABACOU	7,512,107		4,512,107	3,000,000
1114-1-12-63-14	SOLON-CHERETTE	1,571,088			1,571,088
1114-1-12-63-15	MONTROUIS-GROSMORNE-STMARC-TIMONETTE	9,881,217		4,881,217	5,000,000
1114-1-12-63-16	Cré BELLEVUE	3,875,999		1,875,999	2,000,000
1114-1-12-63-17	PAILLANT-BERKIN, PAILLANT-SALAGNAC	532,922	2,467,078		3,000,000
1114-1-12-63-18	JEREMIE-BONBON	4,148,703		2,148,703	2,000,000
1114-1-12-63-19	JEREMIE-CARREFOUR SANON	4,524,995			4,524,995
1114-1-12-63-20	PLAISANCE-SUDRE(OPEP)	25,944,516		25,944,516	-
1114-1-12-63-21	L'AZILE-SANAI(OPEP)	22,272,723		22,272,723	-
1114-1-12-63-22	L'AZILE-NAN KASSE(OPEP)	22,272,723		22,272,723	-
1114-1-12-63-23	CARREFOUR SAUT D'EAU-VILLE BONHEUR	12,140,159		4,540,159	7,600,000
1114-1-12-63-24	DESSALINES- GROS CHAUDIERE	32,508,144		8,508,144	24,000,000
1114-1-12-63-25	TI-DESDUNES-PONT L'ESTERE	8,068,806		2,068,806	6,000,000
1114-1-12-63-26	MARCHAND DESSALINES-POSTE PIERROT (OPEP)	22,056,248	20,943,752		43,000,000
1114-1-12-63-27	BOUCAN PATRIOTE-LA RESERVE, LA RESERVE-JEAN-RABEL	36,906,477		18,906,477	18,000,000
1114-1-12-63-28	HINCHE-THOMASSIQUE	51,012,041		1,012,041	50,000,000
1114-1-12-63-29	CARREFOUR PEYE-PETITE RIVIERE	26,593,465		4,093,465	22,500,000
1114-1-12-63-31	CAR, ST ANTOINE-LAVANON-LA VALLEE, LA VALLEE-BLOCKKAUSS	41,493,009		9,493,009	32,000,000
1114-1-12-63-32	ROUTE NTLÉ #2 (GRAND-GOAVE-MIRAGOANE)	469,133,516		189,133,516	280,000,000
1114-1-12-63-33	CONSTR. D' OUVRAGES D'ART	106,307,905		46,307,905	60,000,000
1114-1-12-63-34	ETUDES GROS MORNE - CHERETTE, CHERETTE (091/SF-HA)	564,461			564,461
1114-1-12-63-35	POINTS PARTICULIERS,OUVRAGES D'ART MANICHE KANS ET J. ABACOU	676,396			676,396
1114-1-12-63-36	SUP. MANICHE-KANZ, CARREFOUR JOUTE-ABACOU	1,510,703			1,510,703
1114-1-12-63-37	SUP. MONTROUIS-DELUGE, GROS MORNE ST MARC-TIMONETTE	205,377			205,377
1114-1-12-63-38	SUP. DESSALINES-GROS CHAUDIERE	3,936,781			3,936,781
1114-1-12-63-39	SUP. CARREFOUR PEYE-PETITE RIVIERE	3,936,781		1,936,781	2,000,000
1114-1-12-63-40	SUP. Cré BELLEVUE- BELLEVUE	403,254			403,254
1114-1-12-63-41	SUP. Car St. ANTOINE -LAVANON- LA VALLEE, LA VALLEE-BLOCKKAUSS	3,718,497			3,718,497
1114-1-12-63-42	SUP. BOCAN PATRIO- LA RESERVE, LA RESERVE-JEAN RABEL	6,023,013		4,023,013	2,000,000
1114-1-12-63-43	SUP. CARREFOUR SAUT D'EAU- VILLE BONHEUR	1,997,324		1,197,324	800,000
1114-1-12-63-44	TI-DESDUNES- PONT L'ESTERE	326,243			326,243
1114-1-12-63-45	REHABILITATION INFRASTRUCTURES DE TRANSPORTS( 1638/ SF-HA)	299,600,000		299,600,000	-
1114-1-12-63-46	FS/ ROUTE CARREFOUR RAIL/ HAITI	5,818,314		5,818,314	-
1114-1-12-63-49	CONSTRUCTION PONT BAYEUX (PRET 1493/SF-HA)	72,000,000		15,840,000	56,160,000
1114-1-12-63-50	CONSTRUCTION PONT LASCAHOBAS (PRET 1493/SF-HA)	46,400,000		5,684,000	40,716,000
1114-1-12-63-51	REHABILIT. RTE LIMBE-BORGNE,PORT DE PAIX-ANSE A FOLEUR(PRET)	315,000,000		165,499,935	149,500,065
1114-1-12-63-52	DRAINAGE AUX GONAIVES (PRET 1493/SF-HA)	363,000,000		113,462,400	249,537,600
1114-1-12-63-53	ROUTES URBAINES A JACMEL	208,000,000		37,147,474	170,852,526
1114-1-12-63-54	DRAGAGE EXUTOIRES CANAUX DRAINAGE GONAIVES( PRET 1493/SF-HA)	61,600,000	4,700,000		66,300,000
1114-1-12-63-55	ROUTE INTERNE APN (PRET 1493/ SF-HA)	35,200,000		200,000	35,000,000
1114-1-12-63-56	DECHARGE PUBLIQUE A JACMEL	15,400,000		15,400,000	-
1114-1-12-63-57	DRAINAGE VILLE DE PORT DE PAIX (PRET 1493/SF-HA)	358,915,748		82,483,748	276,432,000
1114-1-12-63-58	ASSAINISSEMENT A FORT-LIBERTE (PRET 1493/SF-HA)	22,000,000		22,000,000	-

**PROJET DE LOI DE FINANCES RECTIFICATIVE 2006 - 2007**  
**DETAIL DES INVESTISSEMENTS PAR PROGRAMMES ET PROJETS**

		BUDGET 06-07	AFFECTATION	DESAFFECTATION	BUD-RECTIF 06-07
1114-1-12-63-59	PORT DE SAINT-MARC(PRET 1493/ SF-HA)	59,000,000		59,000,000	-
1114-1-12-63-60	AEROGARE DE JACMEL ( PRET 1493/SF-HA)	26,000,000		6,500,000	19,500,000
1114-1-12-63-61	TRAV.CURAGE OUVR. ASSAINIS. AIRE METROP. P-A-P (PAS)(1493/SF)	48,344,070	4,181,130		52,525,200
1114-1-12-63-62	ETUDES PREINVEST. INFRAST. ECO. DE BASE (PRET 1493/SF-HA)	21,120,000		21,120,000	-
1114-1-12-63-63	SUPERV TRAV. INFRAST. ECO. DE BASE (PRET 1493/SF-HA)	78,200,000		78,200,000	-
1114-1-12-63-64	RECONSTRUCTION PONT DE TORBECK	32,400,000	3,090,000	-	35,490,000
1114-1-12-63-65	REHAB.PARC JEAN MARIE VINCENT OPTION 1 INCLUANT EAU POTABLE	123,000,000		123,000,000	-
1114-1-12-63-66	REHABILITATION ROUTE PORT SALUT - PORT-A-PIMENT	1,044,000,000		1,044,000,000	-
1114-1-12-63-67	REHABILITATION ROUTE DE CARREFOUR SECTION 2	168,000,000		168,000,000	-
1114-1-12-63-68	REHABILITATION ROUTE PORT-A-PIMENT - TIBURON	846,000,000		846,000,000	-
1114-1-12-63-69	REHABILITATION ROUTE GELEE (CAYES)	16,000,000		16,000,000	-
1114-1-12-63-70	PONT BARQUE	8,000,000			8,000,000
1114-1-12-63-71	DRAINAGE BOULEVARD 15 OCTOBRE	20,000,000		20,000,000	-
1114-1-12-63-72	ROUTE NATIONAL NO1 (ST MARC-GONAIVES)	200,000,000		160,000,000	40,000,000
1114-1-12-63-73	REHABILITATION ROUTE GONAIVES/ANSE ROUGE	30,000,000		15,000,000	15,000,000
1114-1-12-63-74	CONSTRUCTION D'OUVRAGE D'ART A DELMAS 105 (RUE JEANTY)	15,000,000		6,000,000	9,000,000
1114-1-12-63-75	ROUTE NATIONAL NO1 (BLV IND-BON REPOS	50,000,000	50,000,000		100,000,000
1114-1-12-63-75	CONTRE PARTIE PROGRAMME PRET 991 BID		10,000,000		10,000,000
1114-1-12-63-76	ROUTE LA SALINE - BON REPOS	40,000,000		40,000,000	-
1114-1-12-63-77	REHABILITATION RTE FONDS PARISIEN -FONDS VERETTES	20,000,000			20,000,000
1114-1-12-63-78	ROUTE DE KENSKOFF (LABOULE 12-KENSKOFF)	30,000,000			30,000,000
1114-1-12-63-79	RUES DU CAP HAITIEN	40,000,000		40,000,000	-
1114-1-12-63-80	ROUTE CARREFOUR LA MORT - MILOT	60,000,000		60,000,000	-
1114-1-12-63-81	REHABILITATION RTE PLAINE DU NORD-GRISON GARDE	30,000,000		10,000,000	20,000,000
1114-1-12-63-82	ENTRETIEN ROUTES	60,000,000		60,000,000	-
1114-1-12-63-84	ASSAINISSEMENT QUARTIER POPULAIRE	60,000,000		60,000,000	-
1114-1-12-63-85	CONTROLE POIDS VEHICULES	10,000,000		6,100,000	3,900,000
1114-1-12-63-86	SUPERVISION TRAVAUX RN3 ET PONT TORBECK	14,000,000		6,400,000	7,600,000
1114-1-12-63-87	REHABILITATION RTE CAP/OUANAMINTE/DAHABON	448,865,207	51,134,793		500,000,000
1114-1-12-63-88	ENTRETIEN PORT A PIMENT TIBURON (FER)		7,000,000		7,000,000
1114-1-12-63-89	REHABILITATION RN6-FERRIE		3,278,496		3,278,496
1114-1-12-63-90	ETUDES ROCADE-CAP HAITIEN (ACUL)		9,600,000		9,600,000
1114-1-12-63-91	ETUDES ROCADE-CAP HAITIEN PLAINE DU NORD		3,900,000		3,900,000
1114-1-12-63-92	CONSTRUCTION PONT L'ACUL		58,500,000		58,500,000
1114-1-12-63-93	REH. TRONCON PONT-MIRAG./PONT CHALON /RTE RENTREE VILLE DE MIRAGOANE				-
1114-1-12-63-94	REHAB. RTES URBAINES DE L'AIRES METROP. DE P-A-P				-
1114-1-12-63-95	REHABI. BELLADERE-BAPTISTE, CARREFOUR FLANDE SAVANETTE				-
1114-1-12-63-96	REHABI. DES RUES A BELLADERES		20,000,000		20,000,000
1114-1-12-63-97	REHABI. DES ROUTES D'ACCES A CARRIERE DE RN3		5,000,000		5,000,000
1114-1-12-63-98	ROUTE NATIONAL NO1 ( MORNE LA COUPE ENNERY)		15,000,000		15,000,000
1114-1-12-63-99	ROUTE NATIONAL NO1 (BON REPOS-ST MARC)		240,000,000		240,000,000
1114-1-12-63-100	ROUTE NATIONAL NO2 ( PONT CHALON-MIRAGOANE)		14,100,000		14,100,000
1114-1-12-63-101	ROUTE NATIONAL NO2 (MIRAGOANE-AQUIN)(991/SF-HA)(1638/SF-HA.)		96,000,000		96,000,000
1114-1-12-63-102	ROUTE NATIONAL NO3 CROIX DES BOUQUETS MIREBALAIS		450,000,000		450,000,000
1114-1-12-63-103	INONDATIONS (PORT DE PAIX, ST MARC, LIMBE, LEOGANE, TIT ANSE, CITE SOLEIL, MARIANI, CAYES, JEREMIE, ABRICOT (MICT)		15,000,000		15,000,000
1114-1-12-63-104	ETUDES PONT HYPOLITE (1493 / SF-HA)		1,560,000		1,560,000
1114-1-12-63-105	PARTICIPATION DS L'ENTRETIEN ET TRANSFERT AUX MUNICIPALITES (JACMEL, ABRICOTS, CAP, AQUIN) 1493/SF-HA		5,000,000		5,000,000
1114-1-12-63-106	PROTECTION BERGES RAVINE DU SUD A CAMP PERRIN(DETTES)		1,197,000		1,197,000
1114-1-12-63-107	RAMASSAGE D'ORDURES A PORT-AU-PRINCE		27,500,000		27,500,000
1114-1-12-63-108	ROUTE NATIONAL NO5 CARREFOUR JOFFRE-GROS MORNE (1638/SF-HA)		140,000,000		140,000,000
1114-1-12-63-109	RN7 (CAYES-JEREMIE) /ACTUALISATION D'ETUDES (1638/SF-HA)		16,000,000		16,000,000
1114-1-12-63-110	MIRAGOANE PETIT TROU DE NIPPES /ACTUALISATION D'ETUDES (1638/SF-HA)		9,000,000		9,000,000
1114-1-12-63-111	GROS MORNE PORT DE PAIX /ACTUALISATION D'ETUDES (1638/SF-HA)		20,000,000		20,000,000



## PROJET DE LOI DE FINANCES RECTIFICATIVE 2006 - 2007

### DETAIL DES INVESTISSEMENTS PAR PROGRAMMES ET PROJETS

	BUDGET 06-07	AFFECTATION	DESAFFECTATION	BUD-RECTIF 06-07
1114-1-12-63-112	MIREBALAIS HINCHE /ACTUALISATION D'ETUDES (1638/SF-HA)		8,311,780	8,311,780
1114-1-12-63-113	REHABILITATION URBAINE AU CAP, GONAIVES, MIRAGOANE, ET PETION VILLE	-	40,000,000	40,000,000
1114-1-12-63-114	REHABILITATION DES RUES A OUANAMINTHE ET AUTRES VILLES NORD EST	-	4,500,000	4,500,000
1114-1-12-63-115	REHAB. URBAINES A CARREFOUR (PRET 1639/SF-HA)		120,000,000	120,000,000
1114-1-12-63-116	REHAB. ROUTES L'ASILE-SINAI, PLAISANCE- KA SUDRE ASILE NAN KAS (OPEP)		58,000,000	58,000,000
1114-1-12-63-117	REHABILITATION THOMASSIQUE-CERCA LA SOURCE LOS CACAOS(FAES)		16,000,000	16,000,000
1114-1-12-63-118	ENTRETIEN JEREMIE /BONBON(FER)		1,200,000	1,200,000
1114-1-12-63-119	ENTRETIEN JEREMIE /CARREFOUR SANON(FER)		1,500,000	1,500,000
1114-1-12-63-120	ENTRETIEN PAILLANT-BERKIN, PAILLANT SALAGNAC (FER)		150,000	150,000
1114-1-12-63-121	REHABIL. RTE THOMONDE BELLADERE VIA ROYE SEC ET TERRA MUSCADI/FOIRE BI-NAT.		4,000,000	4,000,000
1114-1-12-63-122	ENTRETIEN SUR TROCON SOLON CHERETTE (SOLON SUCRERIE HENRIE (FER)		850,000	850,000
1114-1-12-63-123	ENTRETIEN LASCAHOBAS -BELLADERE, GROS MORNE, PILATE, GROS MORNE -TERRE NEUVE, PLAISANCE PILATE		15,000,000	15,000,000
1114-1-12-63-124	EQUIPEMENT CNE ET CENTRES REGIONAUX D'EQUIPEMENTS	1,200,000,000		1,200,000,000
1114-1-12-63-125	ETUDES REHALISATION PISTE AEROPORT DE P-A-P		14,000,000	14,000,000
1114-1-12-63-126	ENTRETIEN DES PONTS A TRAVERS LE PAYS		5,000,000	5,000,000
1114-1-12-63-127	ETUDE PONT CROIX DES MISSIONS(COOPERATION JAPONAISE)		5,000,000	5,000,000
1114-1-12-63-128	PISTE AEROGARE DU CAP(VENEZUELA)		100,000,000	100,000,000
1114-1-12-63-129	ETUDES PORT DE PORT AU PRINCE		14,000,000	14,000,000
1114-1-12-63-130	TRAVAUX D'ENTRETIEN SUR LES TROCONS SUIVANTS: CARREFOUR 44 - COTES DE FER, VIEUX BOURG D'AQUYIN-L'ASILE, L'ASILE-CHANGEUX, CAVAILLON, BONNE FIN-FLANDE (MICT)		15,000,000	15,000,000
1114-1-12-63-131	ENTRETIEN BELLADERE-BAPTISTE, SAVANETTE-FLANDE(MICT)			-
1114-1-12-63-132	ETUDES: PLANIFICATION URBAINE (GONAIVES, ST-MARC, PORT DE PAIX, OUANAMINTHE, MIRAGOANE RTES, DRAINAGE		5,000,000	5,000,000
1114-1-12-63-133	ACQUISITION D'EQUIP. PR RAMASSAGE DES ORDURES		384,425,190	384,425,190
1114-1-12-63-134	ETUDES DE DRAINAGE BLVD 15 OCTOBRE/TABARRE			-
1114-1-12-63-135	INTERVENTION A L'OCCASION DES FETES PATRONALES (MICT)		15,000,000	15,000,000
1114-1-12-63-136	INTERVENTION DS LES ZONES FRAGILES		60,000,000	60,000,000
1114-1-12-63-137	REHABILITATION PARC JEAN MARIE VINCENT (TAIWAN)		80,180,100	80,180,100
1114-1-12-63-138	ETUDES DU PONT DE GRAND GOAVE (1493/SF-HA)		2,845,752	2,845,752
1114-1-12-63-139	REHABILITATION GROS CHODYE-MARCHAND, KAFOU PEY/GROS CHODYE (UCE)		40,000,000	40,000,000
1114-1-12-63-140	ENTRETIEN JEREMIE CORAIL-PESTEL, JEREMIE - BONBON-ABRICOT		4,000,000	4,000,000
1114-1-12-63-141	ENTRETIEN ROUTE KANZ-CAMP PERRIN		5,000,000	5,000,000
1114-1-12-63-142	RTE ROCHE BLANCHE-BELLADERE (ONDE VERTE)			-
1114-1-12-63-143	ANSE A FOLEUR , RIVIERE DES BARRES (1493/SF-HA)		140,000,000	140,000,000
1114-1-12-63-144	CONSTRUCTION PONT GRAND GOAVE (TAIWAN)		60,255,000	60,255,000
1114-1-12-63-145	OUVRAGES D'ART SUR AXE GROS MORNE /PORT DE PAIX (1493/SF-HA)		65,000,013	65,000,013
1114-1-12-63-146	ETUDES ROUTE BAIE DE L'ACUL-MILOT (1493 / SF-HA)		1,560,000	1,560,000
1114-1-12-63-147	ETUDES DE REHABILITATION DE CITE SOLEIL (1493/SF-HA)		1,131,000	1,131,000
1114-1-12-63-148	ETUDES MARMELADE-DONDON (1493 / SF-HA)		1,950,000	1,950,000
1114-1-12-63-149	REHABILITATION OUANAMINTHE-MONT ORGANISE (1493/SF-HA)		40,000,000	40,000,000
1114-1-12-63-150	REHAB. BELLADERE-CACHIMAN (ELIAS PINAS)			-
1114-1-12-63-151	ROUTE BEL AIR (CAP HAITIEN)1493/SF-HA		25,000,000	25,000,000
1114-1-12-63-152	RUE FAUSTIN PREMIER (DELMAS)1639/SF-HA		185,000,000	185,000,000
1114-1-12-63-153	REHABILITATION DES RUES A PORT AU PRINCE		130,000,000	130,000,000
1114-1-12-63-154	REHABILITATION ROUTE CARREFOUR PAR LES RAILS		105,000,000	105,000,000
1114-1-12-63-155	REHABILITATION RN2 (1639/SF-HA)		100,000,000	100,000,000
1114-1-12-63-156	ETUDE ROUTE CARREFOUR CHEVRY-PEPILLO SALCEDO (1493 / SF-HA)		780,000	780,000
1114-1-12-63-157	ETUDE PONT SUR TROIS RIVIERES (1493 / SF - HA)		2,535,000	2,535,000
1114-1-12-63-158	ETUDE ROUTE TERRE NEUVE - GROS MORNE (1493/SF-HA)		3,900,000	3,900,000

**PROJET DE LOI DE FINANCES RECTIFICATIVE 2006 - 2007**  
**DETAIL DES INVESTISSEMENTS PAR PROGRAMMES ET PROJETS**

	BUDGET 06-07	AFFECTATION	DESAFFECTATION	BUD-RECTIF 06-07	
1114-1-12-63-159	PONT BAYEUX ET LASCAHOBAS (1493/SF-HA)	7,928,408		7,928,408	
1114-1-12-63-160	ROUTE FERRIE -RN6 (Balance) (1493/SF-HA)	499,083		499,083	
1114-1-12-63-161	DRAINAGE DES GONAIVES (1493/SF-HA)	12,869,103		12,869,103	
1114-1-12-63-162	REHABILITATION A JACMEL (1493/SF-HA)	1,560,000		1,560,000	
1114-1-12-63-163	RAMASSAGE D'ORDURES (1493/SF-HA)	468,000		468,000	
1114-1-12-63-164	DRAINAGE DE PORT DE PAIX (1493/SF-HA)	12,133,370		12,133,370	
1114-1-12-63-165	SUP. AEROGARE DE JACMEL (1493/SF-HA)	1,624,740		1,624,740	
1114-1-12-63-166	ENTRETIEN RN4 - CRF DUFORT-JACMEL (FER)	120,000,000		120,000,000	
1114-1-12-63-167	ENTRETIEN PONT SONDE MIREBALAIS (FER)	40,000,000		40,000,000	
1114-1-12-63-168	ENTRETIEN RNS - CROIX DES BOUQUETS-MALPASSE (FER)	20,000,000		20,000,000	
1114-1-12-63-169	AUTRES TRAVAUX D'URGENCES D'ENTRETIEN (FER)	67,868,000		67,868,000	
1114-1-12-63-170	MIREBALAIS-LASCAHOBAS (FER)	30,000,000		30,000,000	
1114-1-12-63-171	ADOQUINAGE MIREBALAIS	6,100,000		6,100,000	
1114-1-12-63-172	REHABILITATION VOIRIE A LEOGANE/AMELIORATION RTES RURALE ZONE ARCAHAIE	10,000,000		10,000,000	
1114-1-12-63-173	AMELIORATION RTE DEPARTEMENT SUD	7,600,000		7,600,000	
1114-1-12-63-174	REHAB. URBAINE ET ENTRETIEN DE RTES DANS LE NORD	30,000,000		30,000,000	
1114-1-12-63-175	REHABILITATION ET ENTRETIEN RTES DANS LE CADRE FOIRE BI-NATIONAL/BELLADERE	10,000,000		10,000,000	
1114-1-12-64	PROGRAMME EAU POTABLE ET ASSAINISSEMENT	3,458,564,000	3,976,173	43,000,000	3,419,540,173
1114-1-12-64-11	CURAGE DES OUVRAGES DE DRAINAGE DES EAUX PLUVIALES DE P-A-P	25,000,000			25,000,000
1114-1-12-64-12	IMPL. D'UNE DECHARGE CONTR. /COMM DE CARREFOUR ET GRESSIER.	24,000,000			24,000,000
1114-1-12-64-13	IMPL. D'UNE DECHARGE CONTR. DESSERVANT LA CAP-HAITIEN	24,000,000			24,000,000
1114-1-12-64-14	ASS. ET CONTROLE DE DECHETS SOLIDES/GONAIVES(9ACP-HA017)	25,000,000			25,000,000
1114-1-12-64-15	EAU POTABLE ET ASSAINISSEMENT/ESPAGNE	13,780,000			13,780,000
1114-1-12-64-16	ACCES A L'EAU POTABLE /ESPAGNE	14,400,000			14,400,000
1114-1-12-64-17	PROG. DE REF. ET D'INVEST/SECTEUR EAU POT ET ASS.(PERT1010)	1,026,600,000		43,000,000	983,600,000
1114-1-12-64-18	PROG. DE REF. ET D'INVEST/SECTEUR EAU POT ET ASS.(PERT6097)	34,000,000	3,976,173		37,976,173
1114-1-12-64-19	RECONSTRUCTION SAEP DE ST MARC	430,480,000			430,480,000
1114-1-12-64-20	RACCORDEMENT ELECTRIQUE DE LA STATION DE POMPAGE DE DESS.	800,000			800,000
1114-1-12-64-21	INTERVENTION SAEP DE L'ESTERE ET DE DESDUNES	4,000,000			4,000,000
1114-1-12-64-22	REHABILITATION SAEP DE PETITE RIVIERE DE L'ARTIBONITE	8,000,000			8,000,000
1114-1-12-64-23	RECONSTRUCTION SAEP DES CAYES	479,200,000			479,200,000
1114-1-12-64-24	DRAINAGE DES EAUX PLUVIALES DES GONAIVES	425,000,000			425,000,000
1114-1-12-64-25	DRAINAGE DES EAUX PLUVIALES DE PORT DE PAIX	364,000,000			364,000,000
1114-1-12-64-26	IMPLANTATION D'UNE DECHARGE CONTROLEE A JACMEL	16,000,000			16,000,000
1114-1-12-64-27	RENFORCEMENT DE LA PRODUCTION DE LA CAMEP(P-A-P)	200,000,000			200,000,000
1114-1-12-64-28	ALIMENTATION EN EAU POTABLE DU HAUT DE TURGEAU	111,760,000			111,760,000
1114-1-12-64-29	RENFORCEMENT DU POMPAGE VERS NAZON	55,880,000			55,880,000
1114-1-12-64-30	RENFORCEMENT DE L'ALIMENTATION EN EAU POTABLE A CITE SOLEIL	20,664,000			20,664,000
1114-1-12-64-32	SUBVENTION DE 200 MILLE GALLONS DE GAZOLE POUR LA CAMEP(PAP)	20,800,000			20,800,000
1114-1-12-64-33	FOURNITURE A LA CAMEP DES PRODUITS DE TRAITEMENT	1,200,000			1,200,000
1114-1-12-64-34	RENFORCEMENT SAEP DES QUARTIERS PAUVRES DE PROT-AU-PRINCE	4,000,000			4,000,000
1114-1-12-64-35	AUDITS CAMEP ET APPUI A SA MODERNISATION	130,000,000			130,000,000
1114-1-12-64-36	PROG. D'INTERVENTIONS D'URGENCES DU SNEP				-
1114-2	SERVICES CENTRAUX TECHNIQUEMENT DÉCONCENTRÉ	968,947,716	-	6,770,000	962,177,716
1114-2-13	SERVICE NATIONAL D'EAU POTABLE	824,920,000			824,920,000
1114-2-13-64	PROG. EAU POTABLE ET ASSAINISSEMENT DU SNEP	824,920,000			824,920,000
1114-2-13-64-11	INTERVENTION SAEP KENSCOFF	32,000,000			32,000,000
1114-2-13-64-12	RENFORCEMENT CAPACITES SAEP GRAND GOAVE	4,800,000			4,800,000
1114-2-13-64-13	INTERVENTION SAEP PETIT GOAVE	2,800,000			2,800,000
1114-2-13-64-14	EAU POTABLE ET ASSAI. A ST LOUIS DU SUD/CAVAILLON/ABRICOTS	40,000,000			40,000,000
1114-2-13-64-15	EAU POTABLE AU CAP-HAITIEN 1(PRET 1493/SF-HA)	60,000,000			60,000,000
1114-2-13-64-16	EAU POTABLE AU CAP-HAITIEN 2(PRET 1493/SF-HA)	24,000,000			24,000,000

## PROJET DE LOI DE FINANCES RECTIFICATIVE 2006 - 2007

### DETAIL DES INVESTISSEMENTS PAR PROGRAMMES ET PROJETS

		BUDGET 06-07	AFFECTATION	DESAFFECTATION	BUD-RECTIF 06-07
1114-2-13-64-17	CONST. D'UNE LIGNE ELECTRIQUE/STATION DE POMPAGE SNEP/BALAN	10,000,000			10,000,000
1114-2-13-64-18	REHAB. SYST. EAU POTABLE AUX GONAIVES(PRET 1493/SF-HA)	22,400,000			22,400,000
1114-2-13-64-19	REHAB. PART. ET EXTENSION RESEAU EAU POTABLE CAP-HAITIEN	195,760,000			195,760,000
1114-2-13-64-20	BORNES-FONTAINES ET ASSAIS. A FORT ST.MICHEL ET PT ANSE	142,800,000			142,800,000
1114-2-13-64-21	PROTECTION/SECUR. ET ALIMENT. EN ENERGIE ELECT. FORAGES/SNEP	5,200,000			5,200,000
1114-2-13-64-22	AMEL. DE L'APPROV. EN EAU POTABLE (9ACP-HA017)	30,000,000			30,000,000
1114-2-13-64-23	REHAB. SAEP DE ST. RAPHAEL(PRET 1493/SF-HA)	12,000,000			12,000,000
1114-2-13-64-24	REHAB. SAEP DE GRDE RIVIERE DU NORD (PRET 1493/SF-HA)	8,000,000			8,000,000
1114-2-13-64-25	REHAB. SAEP DE PIGNON (PRET 1493/SF-HA)	8,000,000			8,000,000
1114-2-13-64-26	REHAB. SAEP DE PORT MARGOT (PRET 1493/SF-HA)	8,000,000			8,000,000
1114-2-13-64-27	SUPERV. EAU POTABLE A ST, RAPHAEL (PRET 1493/SF-HA)	1,200,000			1,200,000
1114-2-13-64-28	SUPERV. EAU POTABLE A PORT-MARGOT (PRET 1493/SF-HA)	800,000			800,000
1114-2-13-64-29	SUPERV. EAU POTABLE GDE RIV. DU NORD (PRET 1493/SF-HA)	800,000			800,000
1114-2-13-64-30	SUPERV. EAU POTABLE A PIGNON (PRET 1493/SF-HA)	800,000			800,000
1114-2-13-64-31	SUPERV. EAU POTABLE AU CAP-HAITIEN 1 (PRET 1493/SF-HA)	3,000,000			3,000,000
1114-2-13-64-32	SUPERV. EAU POTABLE AU CAP-HAITIEN 2 (PRET 1493/SF-HA)	1,200,000			1,200,000
1114-2-13-64-33	REHAB. SAEP BORD DE MER LIMONADE	6,000,000			6,000,000
1114-2-13-64-34	REHAB. SAEP DU BAS LIMBE	6,000,000			6,000,000
1114-2-13-64-35	REHAB. SAEP BORGNE (PRET 1493/SF-HA)	8,000,000			8,000,000
1114-2-13-64-36	REHAB. SAEP LIMONADE	10,160,000			10,160,000
1114-2-13-64-37	REHAB. SAEP FERRIER	6,000,000			6,000,000
1114-2-13-64-38	REHAB. SAEP TERRIER ROUGE	8,000,000			8,000,000
1114-2-13-64-39	REHAB. SAEP DE PERCHES	8,000,000			8,000,000
1114-2-13-64-40	REHAB. SAEP DE GRAND BASSIN	8,000,000			8,000,000
1114-2-13-64-41	REHAB. SAEP DE CARACOL	8,000,000			8,000,000
1114-2-13-64-42	REHAB. SAEP DE TROU DU NORD	12,000,000			12,000,000
1114-2-13-64-43	REHAB. SAEP DE PORT DE PAIX	44,000,000			44,000,000
1114-2-13-64-44	REHAB. SAEP DE JEAN RABEL	13,000,000			13,000,000
1114-2-13-64-46	REHAB. SAEP DE ANSE ROUGE	23,000,000			23,000,000
1114-2-13-64-47	CONSTRUCTION DE RESEAUX D'AEP EN MILIEU RURAL	35,000,000			35,000,000
1114-2-13-64-48	CONSTRUCTION DE CITERNES FAMILIALES A LA TORTUE	15,000,000			15,000,000
1114-2-13-64-49	SUPER. REHAB. SYS. EAU POTABLE AUX GONAIVES (PRET 1493/SF-HA)	1,200,000			1,200,000
<b>1114-2-15</b>	<b>LABOR. NATIONAL DU BATIMENT ET DES TRAV. PUBLI.</b>	<b>5,000,000</b>	<b>-</b>	<b>-</b>	<b>5,000,000</b>
1114-2-15-52	PROGRAMME DE DEVELOPPEMENT DES CAPACITES INSTIT./LNBTP	5,000,000	-	-	5,000,000
1114-2-15-52-11	RENFORCEMENT INSTITUTIONNEL LNBTP	5,000,000			5,000,000

**PROJET DE LOI DE FINANCES RECTIFICATIVE 2006 - 2007**  
**DETAIL DES INVESTISSEMENTS PAR PROGRAMMES ET PROJETS**

		BUDGET 06-07	AFFECTATION	DESAFFECTATION	BUD-RECTIF 06-07
1114-2-16	OFFICE NATIONAL DU CADASTRE	5,000,000	-	-	5,000,000
1114-2-16-52	PROGRAMME DE DEVELOPPEMENT CAPACITES INSTITUT,ONACA	5,000,000	-	-	5,000,000
1114-2-16-52-11	RENFORCEMENT INSTITUTIONNEL DE L'ONACA	5,000,000			5,000,000
1114-2-17	SERVICES MARITIME ET DE NAVIGATION	3,820,000	-	3,820,000	-
1114-2-17-52	PROG.DE DEV.DES CAPACITES INSTITUTIONNELLES DU SEMANAH	3,820,000	-	3,820,000	-
1114-2-17-52-11	AMELIORATION DE LA SIGNALISATION MARITIME	3,820,000		3,820,000	-
1114-2-17-52-12	AMENAGEMENT SIEGE SOCIAL SEMANAH				-
1114-2-17-52-13	ASSAINISSEMENT DU LITTORAL DES ZONES COTIERES STRATEGIQUES				-
1114-2-17-52-14	APPUI AUX REPRESENTATIONS TERRITORIALES				-
1114-2-19	BUREAU DES MINES ET DE L'ENERGIE	130,207,716	-	2,950,000	127,257,716
1114-2-19-52	PROG. DEVELOPPEMENT DES CAPACITES INSTITUTIONNELLES DU BME	130,207,716	-	2,950,000	127,257,716
1114-2-19-52-12	IDENTIF MENACE SISMIQUE EN HAITI MISE A JOUR CODE CONSTRUCTI	4,870,000		350,000	4,520,000
1114-2-19-52-13	DEVELOPPEMENT D'ENERGIE NOUVELLES (SOLAIRES ET EOLIENNE)	41,120,216		900,000	40,220,216
1114-2-19-52-14	ALLEGEMENT PRESSION SUR LES RESSOURCES LIGNIEUSES NATIONALES	74,820,000		500,000	74,320,000
1114-2-19-52-15	RENFORCEMENTGESTION ET DEVELOPP. DES RESSOURCES ENERGETIQUES	6,560,000		500,000	6,060,000
1114-2-19-52-16	RENFOR GESTION,DEV. DES RESSOURCES ENERGETIQUES FINALISATION	2,837,500		700,000	2,137,500
					-

**PROJET DE LOI DE FINANCES RECTIFICATIVE 2006 - 2007**  
**DETAIL DES INVESTISSEMENTS PAR PROGRAMMES ET PROJETS**

		BUDGET 06-07	AFFECTATION	DESAFFECTATION	BUD-RECTIF 06-07
1115	MINISTERE DU COMMERCE ET DE L'INDUSTRIE	306,602,036	2,625,000	9,900,000	299,327,036
1115-1	SERVICES CENTRAUX	306,602,036	2,625,000	9,900,000	299,327,036
1115-1-12	DIRECTION GENERALE DES SERVICES INTERNES	306,602,036	2,625,000	9,900,000	299,327,036
1115-1-12-52	PROGRAMME DEVEL. DES CAPACITES INSTITUTIONNELLES DU MCI	41,283,216	2,625,000	7,000,000	36,908,216
1115-1-12-52-11	MISE EN PLACE DE 5 ANTENNES DU CFI	16,283,216			16,283,216
1115-1-12-52-12	RENFORCEMENT INST. OFFICE POSTE D'HAITI (OPH)	10,000,000	-	2,000,000	8,000,000
1115-1-12-52-13	RENFORCEMENT INSTITUTIONNEL DU MCI	10,000,000	2,625,000		12,625,000
1115-1-12-52-15	FORMATION POLIT.INDUST.ET STRAT.DEVELOP.EXPORT.PR HAITI	5,000,000		5,000,000	-
1115-1-12-52-16	APPUI A LA DECONCENTRATION DU MCI				-
1115-1-12-53	PROGRAMME DE PROMOTION DES INVESTISSEMENTS PRIVES	265,318,820	-	2,900,000	262,418,820
1115-1-12-53-11	MISE EN PLACE D'UN BUREAU NORMALISATION ET DE METROLOGIE	51,945,500		900,000	51,045,500
1115-1-12-53-12	APPUI AUX PROMOTIONS DES INITIATIVE PRIVE,FINANCEMENT USAID	203,373,320			203,373,320
1115-1-12-53-14	APPUI AUX ACTIVITES PROMOTIONS DES PRODUITS LOCAUX	10,000,000		2,000,000	8,000,000

**PROJET DE LOI DE FINANCES RECTIFICATIVE 2006 - 2007**  
**DETAIL DES INVESTISSEMENTS PAR PROGRAMMES ET PROJETS**

		BUDGET 06-07	AFFECTATION	DESAFFECTATION	BUD-RECTIF 06-07
1116	MINISTERE DE L'ENVIRONNEMENT	756,765,160	74,200,000	12,200,000	818,765,160
1116-1	SERVICES CENTRAUX	756,765,160	74,200,000	12,200,000	818,765,160
1116-1-12	DIRECTION GENERALE DES SERVICES INTERNES	756,765,160	74,200,000	12,200,000	818,765,160
1116-1-12-60	PROGRAMME DE PROTECTION ET REHABILITATION DE L'ENVIRONNEMENT	636,765,160	74,200,000	12,200,000	698,765,160
1116-1-12-60-11	PROG.DE RENFORCEMENT INST.PR LA GEST.DE L'ENV. (PRET 1668/SF)	97,200,000		7,200,000	90,000,000
1116-1-12-60-12	SYSTEME NAT'L GESTION DES RISQUES & DESASTRES - 2E PHASE	20,000,000			20,000,000
1116-1-12-60-13	PROG. D'APPUI A LA GESTION DE L'ENVIRONNEMENT	20,000,000			20,000,000
1116-1-12-60-14	AUTO EVALUATION DES CAPACITES PR MISE EN OEUVRE CONV. DE RIO	8,000,000			8,000,000
1116-1-12-60-15	GESTION DES RESSOURCES NATURELLES	200,000,000			200,000,000
1116-1-12-60-19	PROTECTION DE LA VILLE DE LEOGANE ET PETIT GOAVE	15,000,000	2,000,000		17,000,000
1116-1-12-60-20	CORRECTION DES RAVINS A CARREFOUR FAUCHE	5,000,000		5,000,000	-
1116-1-12-60-21	PROTECTION DES BASSINS VERSANTS DE PORT-DE-PAIX	15,000,000			15,000,000
1116-1-12-60-22	PROJET ARAUCARIA	14,400,000			14,400,000
1116-1-12-60-23	PROG. DE PETITES SUBV. GEF (SGP ET PDF)	12,000,000			12,000,000
1116-1-12-60-24	PROJET TRANSFONTALIER DU FLEUVE ART. (PROJET BINATIONAL)	24,000,000			24,000,000
1116-1-12-60-25	PROG. DE PROTECTION ET DE REHAB. DE L'ENV. FINANCEMENT USAID	166,165,160			166,165,160
1116-1-12-60-26	STRAT. D'ALEG/SUR LES RESS. LIGNEUSES	40,000,000			40,000,000
1116-1-12-60-27	SENSIBILISATION AUTOUR DE LA PROBLEMATIQUE ENVIRONNEMENTALE NTL		10,200,000		10,200,000
1116-1-12-60-28	NETTOIEMENT DES VOIES PUBLIQUES/CONDITIONNEMENT DE DECHETS SOLIDES		42,000,000		42,000,000
1116-1-12-60-29	PROGRAMME DE PROTECTION ET REHABILITATION DE L'ENVIRONNEMENT		20,000,000		20,000,000
1116-1-12-62	PROGRAMME DE RENFORCEMENT DU SECTEUR ENERGIE/ ELECTR. / MDE	120,000,000	-	-	120,000,000
1116-1-12-62-11	MICRO/MINI PROJETS HYDROELECTRIQUES	80,000,000			80,000,000
1116-1-12-62-12	ENERGIE RENOUVLABLE (VALORISATION ENERGETIQUE)	40,000,000			40,000,000

**PROJET DE LOI DE FINANCES RECTIFICATIVE 2006 - 2007  
DETAIL DES INVESTISSEMENTS PAR PROGRAMMES ET PROJETS**

		BUDGET 06-07	AFFECTATION	DESAFFECTATION	BUD-RECTIF 06-07
1117	MINISTERE DU TOURISME	71,800,000	-	-	71,800,000
1117-1	SERVICES CENTRAUX	71,800,000	-	-	71,800,000
1117-1-12	DIRECTION GENERALE DES SERVICES INTERNES	71,800,000	-	-	71,800,000
1117-1-12-52	PROGRAMME DEVEL.CAPACITES INSTITUTIONNELLES DU TOURISME	23,400,000	-	-	23,400,000
1117-1-12-52-11	PDT POUR LE SUD'EST ( LA COTE CARAIBES)	3,500,000			3,500,000
1117-1-12-52-12	REVISION PLAN DIRECTEUR DU TOURISME	7,400,000			7,400,000
1117-1-12-52-13	ACTUALISATION PDT COTE DES ARCADINS	3,500,000			3,500,000
1117-1-12-52-14	PLAN DIRECTEUR REGIONAL NORD	3,500,000			3,500,000
1117-1-12-52-15	REVISION DES LOIS REGISANT LE TOURISME	2,000,000			2,000,000
1117-1-12-52-16	PDT CHAMPS DE MARS	3,500,000			3,500,000
1117-1-12-61	PROGRAMME DE DEVELOPPEMENT SECTEUR TOURISTIQUE	48,400,000	-	-	48,400,000
1117-1-12-61-11	PROGRAMME D'APPUI AU DEVELOPPEMENT DU TOURISME	40,000,000			40,000,000
1117-1-12-61-12	AMELIORATION DE L'IMAGE D'HAITI	8,400,000			8,400,000
					-

**PROJET DE LOI DE FINANCES RECTIFICATIVE 2006 - 2007**  
**DETAIL DES INVESTISSEMENTS PAR PROGRAMMES ET PROJETS**

		BUDGET 06-07	AFFECTATION	DESAFFECTATION	BUD-RECTIF 06-07
1211	MINISTERE DE LA JUSTICE	2,624,668,748	260,270,726	33,676,915	2,851,262,559
1211-1	SERVICES CENTRAUX	879,139,171	40,270,726	33,676,915	885,732,982
1211-1-12	DIRECTION GENERALE DES SERVICES INTERNES	879,139,171	40,270,726	33,676,915	885,732,982
1211-1-12-52	PROG. DE DVPT DES CAPACITES INSTITUTIONNELLES DU MJSP	863,639,171	40,270,726	28,676,915	875,232,982
1211-1-12-52-11	APPUI INSTITUTIONNEL AU MJSP	20,000,000	10,400,000		30,400,000
1211-1-12-52-13	PROG. D'APPUI JUSTICE, DROITS HUMAINS (FAJDH)	12,501,120			12,501,120
1211-1-12-52-14	APPUI A LA DEMOCRATIE ET A LA PAIX	69,217,391			69,217,391
1211-1-12-52-19	FONDS D'URGENCE(FLOU) REHAB. INST. OUEST	317,320			317,320
1211-1-12-52-20	PROJET D'APPUI A LA JUSTICE	114,720,000			114,720,000
1211-1-12-52-22	AGRANDISSEMENT ET REHABILITATION PARQUET D'AQUIN	7,700,000		2,700,000	5,000,000
1211-1-12-52-23	AGRANDISSEMENT ET REHABILITATION PARQUET ANSE A VEAU	7,700,000		2,700,000	5,000,000
1211-1-12-52-24	APPUI EN LOGISTIQUE A L'ECOLE DE LA MAGISTRATURE	5,070,000			5,070,000
1211-1-12-52-25	APPUI AUX COMM. INFORMATIONS DS LE SYST JUD. HAITIEN	6,200,000		6,200,000	-
1211-1-12-52-26	REHAB. DES BATIMENTS ET AMENAGEMENT DE L'ECOLE DE LA MAGIST.	6,000,000			6,000,000
1211-1-12-52-27	FORMATION DES PERS. ADM. ET JUDIC. EN MAT. DE CAPACITE TECH.	10,000,000		10,000,000	-
1211-1-12-52-28	APPUI AU MINISTERE DE LA JUSTICE	73,043,478			73,043,478
1211-1-12-52-29	PROG. D'APPUI A LA JUSTICE ET A LA SECURITE	455,220,108			455,220,108
1211-1-12-52-32	CONST. DE COMPLEXE JUDICIAIRE BICENTENAIRE DE P-A-P	26,730,000			26,730,000
1211-1-12-52-33	AGRANDISSEMENT ET REHAB. PARQUET DE P-A-P	7,120,000			7,120,000
1211-1-12-52-34	CONST. DE COMPLEXE JUDICIAIRE A HINCHE	21,049,877		5,000,000	16,049,877
1211-1-12-52-35	CONST. DE COMPLEXE JUDICIAIRE A ST MARC	21,049,877		2,076,915	18,972,962
1211-1-12-52-36	REHABILITATION PALAIS DE JUSTICE DE P-A-P (PHASE II)		15,000,000		15,000,000
1211-1-12-52-37	CONSTRUCTION NOUVEAU PARQUET DE P-A-P		14,870,726		14,870,726
1211-1-12-76	PROGRAMME D'AMELIORATION DE L'ETAT CIVIL	15,500,000	-	5,000,000	10,500,000
1211-1-12-76-11	APPUI AUX ACTES D'ETAT CIVIL ET AUX REGISTRES	10,000,000		5,000,000	5,000,000
1211-1-12-76-12	RECYCLAGE D'OFFICIERS DE L'ETAT CIVIL	5,500,000			5,500,000
1211-2	SERVICES CENTRAUX TECHNIQUEMENT DÉCONCENTRÉ	1,745,529,577	220,000,000	-	1,965,529,577
1211-2-16	POLICE NATIONALE D'HAÏTI	1,745,529,577	220,000,000	-	1,965,529,577
1211-2-16-52	PROGRAMME DE DVPT DES CAPACITES INST. DU SYSTEME PENITENCIER	322,312,170	-	-	322,312,170
1211-2-16-52-11	REHABILITATION DES CENTRES DE DETENTION	50,000,000			50,000,000
1211-2-16-52-12	APPUI A LA MISSION SPECIALE - OEA (PENITENCIER)	182,608,692			182,608,692
1211-2-16-52-13	ETAT DE DROIT -PNUD (SYSTEME PENAL ET JUSTICE)	73,043,478			73,043,478
1211-2-16-52-14	DOTATION DE L'ADMINISTRATION PENITENCIERE EN LOGISTIQUE	16,660,000			16,660,000
1211-2-16-52-15	REHABILITATION DES CENTRES DE DETENTION PHASE II		-		-
1211-2-16-75	PROGRAMME DE RENF. DE LA POLICE NATIONALE	1,423,217,407	220,000,000	-	1,643,217,407
1211-2-16-75-12	RENFORCEMENT DU CENTRE EXISTANT	20,000,000			20,000,000
1211-2-16-75-13	APPUI A LA PNH:APPUI DIRECTION PLANIFICATION	19,391,320			19,391,320
1211-2-16-75-14	APPUI A LA PNH:APPUI AU DEV.DU PLAN STRAT.ET PROJET EN INST.	63,913,038			63,913,038
1211-2-16-75-15	APPUI A LA JUSTICE (PROGRAMME START)	547,826,087			547,826,087
1211-2-16-75-16	REH.DES INFRACT.DE LA PNH (COMMISSARIATS ET SOUS-COMMISS.)	225,000,000			225,000,000
1211-2-16-75-17	RENF.EN MAT.ET EQUIP.DE TRANSP.DE LA PNH	25,000,000	50,000,000		75,000,000
1211-2-16-75-18	RENF.DU SYSTEME DE COMMUNICATION DE LA (PNH)	40,000,000			40,000,000
1211-2-16-75-19	PROG. DE LA GRC/RENF. INST. PNH (CANADA)	482,086,962			482,086,962
1211-2-16-75-20	RENF.EN MAT.ET EQUIP.DE POLICE		75,000,000		75,000,000
1211-2-16-75-21	RENF. CAPACITE DE LA PNH		95,000,000		95,000,000



**PROJET DE LOI DE FINANCES RECTIFICATIVE 2006 - 2007**  
**DETAIL DES INVESTISSEMENTS PAR PROGRAMMES ET PROJETS**

		BUDGET 06-07	AFFECTATION	DESAFFECTATION	BUD-RECTIF 06-07
1212	MINISTERE DES HAITIENS VIVANT A L'ETRANGER	47,739,130	4,000,000	-	51,739,130
1212-1	SERVICES CENTRAUX	47,739,130	4,000,000	-	51,739,130
1212-1-12	DIRECTION GENERALE DES SERVICES INTERNES	47,739,130	4,000,000	-	51,739,130
1212-1-12-52	PROGRAMME DE DVPT DES CAPACITES INSTITUTIONNELLES DU MHAVE	47,739,130	4,000,000	-	51,739,130
1212-1-12-52-11	RENFORCEMENT INSTITUTIONNEL DU MHAVE	6,000,000	4,000,000		10,000,000
1212-1-12-52-13	DIASPORA/PARTENAIRES	41,739,130			41,739,130
	MINISTERE DES AFFAIRES ETRANGERES	-	8,000,000	-	8,000,000
	SERVICES CENTRAUX	-	8,000,000	-	8,000,000
	DIRECTION GENERALE DES SERVICES INTERNES	-	8,000,000	-	8,000,000
1213-1-12-52	PROGRAMME DE DVPT DES CAPACITES INSTITUTIONNELLES DU MAE	-	8,000,000	-	8,000,000
1213-1-12-52-11	RENFORCEMENT DES CAPACITES DES MISSIONS DIPLOMATIQUES HAITIENNES				-
1213-1-12-52-12	RENFORCEMENT INSTITUTIONNEL DU MAE		8,000,000		8,000,000

**PROJET DE LOI DE FINANCES RECTIFICATIVE 2006 - 2007**  
**DETAIL DES INVESTISSEMENTS PAR PROGRAMMES ET PROJETS**

		BUDGET 06-07	AFFECTATION	DESAFFECTATION	BUD-RECTIF 06-07
1215	BUREAU DU PREMIER MINISTRE	41,869,565	10,000,000	-	51,869,565
1215-1	SERVICES CENTRAUX	35,869,565	10,000,000	-	45,869,565
1215-1-12	ADMINISTRATION GENERALE	35,869,565	10,000,000	-	45,869,565
1215-1-12-72	PROGRAMME D'APPUI A LA REFORME DE LA FONCTION PUBLIQUE	35,869,565	10,000,000	-	45,869,565
1215-1-12-72-11	APPUI A LA RE-INGENERIE DE L'ETAT	7,500,000			7,500,000
1215-1-12-72-12	FORMATION HAUTE FONCTION PUBLIQUE(ENAP)APPUI A LA GOUVERNANC	20,869,565			20,869,565
1215-1-12-72-13	APPUI A LA REFORME DE LA FONCTION PUBLIQUE	7,500,000			7,500,000
1215-1-12-72-14	PROGRAMME D'INTERVENTION SPEC. DE LA PRIMATURE		5,000,000		5,000,000
1215-1-12-72-15	RENFORCEMENT INSTIT. DE LA PRIMATURE		5,000,000		5,000,000
1215-2	SERVICES CENTRAUX TECHNIQUEMENT DÉCENTRÉ	6,000,000	-	-	6,000,000
1215-2-19	COMMISSION NATIONALE INTERIMAIRE DE PASSATION DE MARCHES	6,000,000	-	-	6,000,000
1215-2-19-71	APPUI A LA PASSATION DE MARCHES PUBLICS	6,000,000	-	-	6,000,000
1215-2-19-71-11	APPUI A LA COMMISSION NATIONALE DE PASSATION DE MARCHE PUBLI	6,000,000			6,000,000

**PROJET DE LOI DE FINANCES RECTIFICATIVE 2006 - 2007**  
**DETAIL DES INVESTISSEMENTS PAR PROGRAMMES ET PROJETS**

		BUDGET 06-07	AFFECTATION	DES AFFECTATION	BUD-RECTIF 06-07
1216	MINISTERE DE L'INTERIEUR & DES COLLECTIVITÉS TERRITORIALES	1,193,278,171	48,500,000	15,000,000	1,226,778,171
1216-1	SERVICES CENTRAUX	1,193,278,171	48,500,000	15,000,000	1,226,778,171
1216-1-12	DIRECTION GENERALE DES SERVICES INTERNES	1,193,278,171	48,500,000	15,000,000	1,226,778,171
1216-1-12-52	PROGRAMME DE DEV.DES CAPACITES INSTITUTIONNELLES DE	36,000,000	25,000,000	-	61,000,000
1216-1-12-52-21	PROGRAMME D'INTERVENTION SPEC. DU MICT	36,000,000	15,000,000		51,000,000
1216-1-12-52-22	RENFORCEMENT CAPACITE LOGISTIQUE DU MICT				-
1216-1-12-52-23	APPUI A LA PRODUCTION DE PASSEPORT		10,000,000		10,000,000
1216-1-12-73	PROGRAMME DE PREVENTION, DE GESTION DE DESASTRES NATURELS	1,041,384,811	-	15,000,000	1,026,384,811
1216-1-12-73-11	PROJET D'URGENCE GESTION RISQUES,DESASTRES HAITI(PUGRD)O.A.N	171,541,491			171,541,491
1216-1-12-73-12	PROGRAMME DEV.SYST.NATIONAL GESTION RISQUE DESASTRE N.S.G.A.A	47,150,000			47,150,000
1216-1-12-73-13	PROGR.NATIO.ALERTE PRECOCE INONDATION(13 BAS.VERS.PREC)PRET	69,000,000			69,000,000
1216-1-12-73-14	PROGR.ASSISTANCE HUMANITAIRE EN HAITI(PAP,NIPPE,NO)	102,500,000			102,500,000
1216-1-12-73-15	PROG.RENFORC.CAPACITES LOCALES GESTION RISQUES HAITI(SE.NO.N	328,000,000			328,000,000
1216-1-12-73-16	PREVENTION ET GFESTION DES RISQUES ET DESASTRES	15,000,000		15,000,000	-
1216-1-12-73-17	PROJET D'URGENCE DE GESTION DES RISQUES ET DESASTRES PL480	64,500,000			64,500,000
1216-1-12-73-18	PROJET D'URGENCE ET DE GESTION DES RISQUES PL480	225,000,000			225,000,000
1216-1-12-73-19	PROG.DE PREVENTION, GESTION DESASTRES NATURELS	18,693,320			18,693,320
1216-1-12-74	PROG.D'APPUI A LA DECENTRALISATION ET AUX COLLECTIVITES /TER	115,893,360	23,500,000	-	139,393,360
1216-1-12-74-20	PROG. D'APPUI A LA DECENT. ET AUX COLLECT. TERRITORIALES	115,893,360			115,893,360
1216-1-12-74-21	APPUI AU RENF. INST. DES ORGANES DES COLLECT. TERRITORIALES		23,500,000		23,500,000

**PROJET DE LOI DE FINANCES RECTIFICATIVE 2006 - 2007**  
**DETAIL DES INVESTISSEMENTS PAR PROGRAMMES ET PROJETS**

		BUDGET 06-07	AFFECTATION	DESAFFECTATION	BUD-RECTIF 06-07
1311	MINISTERE DE L'EDUCATION NATIONALE ET DE LA FORM. PROFESS.	1,888,988,281	197,163,000	91,863,000	1,994,288,281
1311-1	SERVICES CENTRAUX	1,674,188,281	197,163,000	86,863,000	1,784,488,281
1311-1-12	DIRECTION GENERALE DES SERVICES INTERNES	1,674,188,281	197,163,000	86,863,000	1,784,488,281
1311-1-12-52	PROG. DE DEV. DES CAPACITES INSTITUTIONNELLES DU MENFP	484,191,320	118,800,000	6,000,000	596,991,320
1311-1-12-52-11	PLANIFICATION ET REALISATION DU RECENSEMENT SCOLAIRE 06-07,	8,000,000			8,000,000
1311-1-12-52-12	APPUI A L'EDUCATION	88,000,000			88,000,000
1311-1-12-52-13	PROJET D'EDUCATION DE BASE (PRET 1016/SF-HA)	370,800,000		6,000,000	364,800,000
1311-1-12-52-14	STATISTIQUES EDUCATIVES: APPUI AU MENC(MANAGEMENT DU SYST. E	17,391,320			17,391,320
1311-1-12-52-15	PROG. D'APPUI AU RENF. DU SYST EDUC.		118,800,000		118,800,000
1311-1-12-65	PROG. DE DEVELOPPEMENT DU SECTEUR EDUCATIF	1,155,975,361	78,363,000	80,863,000	1,153,475,361
1311-1-12-65-11	PROG. D'APPUI A L'EDUCATION DE L'ARTIBONITE	98,369,120			98,369,120
1311-1-12-65-12	PROG. AMELIORATION INFRASTRUCTURES SCOLAIRES-PAMIS	80,000,000			80,000,000
1311-1-12-65-13	PROG. EDUCATION DE QUALITE EN ARTIBONITE-PEQA	52,173,913			52,173,913
1311-1-12-65-14	PROJET EDUCATION 2006 ESPAGNE/UNESCO	9,600,000			9,600,000
1311-1-12-65-15	REHABILITATION DU CENTRE MGR. R.A. DE DROUILLARD	10,000,000			10,000,000
1311-1-12-65-16	MISE EN PLACE DE LA FILIERE PROF.DU 3EME CYCLE FONDAMENTALE	1,111,320			1,111,320
1311-1-12-65-17	PRONEI (PIENASECO+PAE)	30,400,834	43,363,000		73,763,834
1311-1-12-65-18	PAE	43,363,000		43,363,000	-
1311-1-12-65-19	DIFFUSION DES PROG. DE L'ENSEIGNEMENT FONDAMENTAL	10,960,000			10,960,000
1311-1-12-65-20	REHA. ET DOTATION DE...ECOLES NLES EN EQUIPEMENTS	40,000,000		22,500,000	17,500,000
1311-1-12-65-21	REHA. DE CENTRES EDUCATIFS	30,881,360		15,000,000	15,881,360
1311-1-12-65-22	UNIVERSITE D'ETE AOUT 2006	3,112,500			3,112,500
1311-1-12-65-24	PARQE CAPIG#1 (8 ACP HA 039) PARQE CENTRAL #1	54,594,750			54,594,750
1311-1-12-65-25	PARQE DDE SUD (8 ACP HA 039)#1	68,479,515			68,479,515
1311-1-12-65-26	PARQE NORD (8 ACP HA 039) #1	62,338,894			62,338,894
1311-1-12-65-27	PARQE DDE CENTRE (8 ACP HA 039) #1	44,803,358			44,803,358
1311-1-12-65-28	PARQE GRANDE'ANSE (8 ACP HA 039) #1	49,288,586			49,288,586
1311-1-12-65-29	PARQE RACINPAM #1	16,629,418			16,629,418
1311-1-12-65-30	PARQE CAPIG#1 (8 ACP HA 039) PARQE CENTRAL #2	35,173,971			35,173,971
1311-1-12-65-31	PARQE DDE SUD (8 ACP HA 039) #2	12,159,362			12,159,362
1311-1-12-65-32	PARQE DDE NORD (8 ACP HA 039) #2	12,070,352			12,070,352
1311-1-12-65-33	PARQE DDE CENTRE (8 ACP HA 039) #2	10,022,320			10,022,320
1311-1-12-65-34	PARQE DDE GRAND'ANSE (8 ACP HA 039) #2	10,033,468			10,033,468
1311-1-12-65-35	PARQE RACINPAM (PREVISION DP 3)	32,900,000			32,900,000
1311-1-12-65-36	PROG. D'APPUI A L'EDUCATION. FINANCEMENT USAID	337,509,320			337,509,320
1311-1-12-65-37	PROG. D'APPUI AU RENF. SU SYSTEME EDUCATIF				-
1311-1-12-65-38	APPUI A LA CAMPAGNE D'ALPHABETISATION		15,000,000		15,000,000
1311-1-12-65-39	DEVELOP. DE L'ENSEIGNEMENT SUP. EN REGIONS(CAYES , GONAIVES)		15,000,000		15,000,000
1311-1-12-65-40	REHA. LYCEE NATIONAL MARROUGE		2,000,000		2,000,000
1311-1-12-65-41	CLOTURE REHA., ECOLE NATIONALE JACQUES MOREPAS		3,000,000		3,000,000
1311-1-12-66	PROG. D'APPUI AL SECURITE ET LA PROTECTION SOCIALE	34,021,600	-	-	34,021,600
1311-1-12-66-11	RENFORCEMENT INSTITUTIONNEL ET CANTINES SCOLAIRES	12,021,600			12,021,600
1311-1-12-66-12	APPUI AU PROG. DE CANTINES SCOLAIRES	22,000,000			22,000,000
1311-2	SERVICES CENTRAUX TECHNIQUEMENT DECONCENTRE	214,800,000	-	5,000,000	209,800,000
1311-2-17	INSTITUT NATIONAL DE FORMATION PROFESSIONNELLE	214,800,000	-	5,000,000	209,800,000
1311-2-17-80	PROGRAMME DE DEVELOPPEMENT DE LA FORMATION PROFESSIONNELLE	214,800,000	-	5,000,000	209,800,000
1311-2-17-80-11	FORMATION PROFESSIONNELLE (PRET 1626 SF-HA)	209,800,000			209,800,000
1311-2-17-80-12	APPUI AUX ACTIVITES DE L'INFP	5,000,000		5,000,000	-

**PROJET DE LOI DE FINANCES RECTIFICATIVE 2006 - 2007**  
**DETAIL DES INVESTISSEMENTS PAR PROGRAMMES ET PROJETS**

		BUDGET 06-07	AFFECTATION	DES AFFECTATION	BUD-RECTIF 06-07
1312	MINISTERE DES AFFAIRES SOCIALES	223,097,405	48,900,000	9,958,100	262,039,305
1312-1	SERVICES CENTRAUX	10,000,000	500,000	1,958,100	8,541,900
1312-1-12	DIRECTION GENERALE DES SERVICES INTERNES	10,000,000	500,000	1,958,100	8,541,900
1312-1-12-52	PROGRAMME DE DEVEL.OP.DES CAPACITES INSTITUTIONNELLES DE MAST	10,000,000	500,000	1,958,100	8,541,900
1312-1-12-52-11	RENFORCEMENT INSTITUTIONNEL DU MAST	10,000,000		1,958,100	8,041,900
1312-1-12-52-12	APPUI AUX DIRECTIONS DEPARTEMENTALES DU MAST				-
1312-1-12-52-13	APPUI A L'ONART ET ORGANISATION DE FOIRE		500,000		500,000
1312-2	SERVICES CENTRAUX TECHNIQUEMENT DECONCENTRES	213,097,405	48,400,000	8,000,000	253,497,405
1312-2-13	INSTITUT DU BIEN ETRE SOCIAL ET DE RECHERCHES	91,957,320	48,400,000	5,000,000	135,357,320
1312-2-13-57	PROG.ACCESSION SERVICES SOCIAUX DE BASE/SANTE ET NUTR.ZONES MARG	8,000,000	48,400,000	-	56,400,000
1312-2-13-57-11	OUVERTURE DE CENTRE MEDICO SOCIAUX A L'EHELLE NATIONALE	8,000,000			8,000,000
1312-2-13-57-12	ETUDES DE PROG. ET PROJET DU MAST				-
1312-2-13-57-13	APPUI AU CENTRE D'ACCEUIL DE CARREFOUR		4,000,000		4,000,000
1312-2-13-57-14	APPUI AU COMPLEXE EDUCATIF DE BEL-AIR		4,000,000		4,000,000
1312-2-13-57-15	PROG. D'APAISEMENT SOCIAL MAST (ACTIVITE DE NOEL)		40,400,000		40,400,000
1312-2-13-66	PROG.D'APPUI A LA SECURITE ET LA PROTECTION SOCIALE DE MAST	83,957,320	-	5,000,000	78,957,320
1312-2-13-66-11	PROTECTION SOCIALE	5,000,000		5,000,000	-
1312-2-13-66-12	PROG. DE SECURITE ET DE PROTECTION SOCIALE	78,957,320			78,957,320
1312-2-14	E.P.P.I.S	121,140,085	-	3,000,000	118,140,085
1312-2-14-52	PROGRAMME DE DEVEL.DES CAPACITES INSTITUTIONNELLES DE MAST	3,200,000	-	-	3,200,000
1312-2-14-52-11	RENFORCEMENT INSTITUTIONNEL	3,200,000			3,200,000
1312-2-14-68	PROGRAMME DE PROMOTION DE L'HABITAT	117,940,085	-	3,000,000	114,940,085
1312-2-14-68-12	PROJET EXTENSION CAYES III	117,940,085		3,000,000	114,940,085

**PROJET DE LOI DE FINANCES RECTIFICATIVE 2006 - 2007**  
**DETAIL DES INVESTISSEMENTS PAR PROGRAMMES ET PROJETS**

		BUDGET 06-07	AFFECTATION	DESFFECTATION	BUD-RECTIF 06-07
1313	MINISTERE DE LA SANTE PUBLIQUE ET DE LA POPULATION	4,284,536,907	74,559,898	29,199,134	4,329,897,671
1313-1	SERVICES CENTRAUX	4,279,536,907	74,559,898	24,199,134	4,329,897,671
1313-1-12	DIRECTION GENERALE DES SERVICES INTERNES	4,279,536,907	74,559,898	24,199,134	4,329,897,671
1313-1-12-52	PROG. DE DEV. DES CAPACITES INSTITUTIONNELLES DU MSPP	307,567,028	-	-	307,567,028
1313-1-12-52-11	RENFORCEMENT DE LA DIRECTION D'EPIDEMIOLOGIE	16,671,708			16,671,708
1313-1-12-52-12	POST-CONFLIT- SANTE	20,000,000			20,000,000
1313-1-12-52-13	SUIVI ET EVALUATION	6,480,000			6,480,000
1313-1-12-52-14	RENFORCEMENT INSTITUTIONNEL/CANADA(FORMATION)	249,391,320			249,391,320
1313-1-12-52-15	RENFORCEMENT INSTITUTIONNEL	15,024,000			15,024,000
1313-1-12-57	PROG. ACCES AUX SERV. DE BASE EN MATIERE SANTE ET NUTRITION	3,935,828,023	74,559,898	24,199,134	3,986,188,787
1313-1-12-57-11	REORGANI. ET RATIONAL DU SECTEUR DE SANTE(PRET 1009/SF-A-FA)	526,546,725		13,199,134	513,347,591
1313-1-12-57-12	LUTTE CONTRE LE VH/SIDA	143,095,640			143,095,640
1313-1-12-57-13	LUTTE CTRE MORTALITE MATERNELLE/INFANTILLE-PALM-UNICEF-FNUAP	69,565,217			69,565,217
1313-1-12-57-14	VACCINATION-OPS/OMS-PAPEV	69,565,217			69,565,217
1313-1-12-57-15	COOPERATION TRILATERALE (BRESIL) FAISABILITE	2,191,304			2,191,304
1313-1-12-57-16	PROG. DE LUTTE ANTIVECTORIELLE	12,000,000			12,000,000
1313-1-12-57-17	APPUI A DES INTERVENTIONS DU MSPP EN MATIERE DE SANTE	14,400,000			14,400,000
1313-1-12-57-18	PROGRAMME DE SANTE ET DE NUTRITION FINANCEMENT USAID	3,063,463,920			3,063,463,920
1313-1-12-57-19	REHAB. ET AGRAND. HOPITAL P-DE-P	35,000,000		11,000,000	24,000,000
1313-1-12-57-20	INTERVENTION D'URGENCE A L'HOPITAL SAINT ANTOINE DE JEREMIE		10,000,000		10,000,000
1313-1-12-57-21	AMENAGEMENT HUEH BLOC CHIRURGIE		12,000,000		12,000,000
1313-1-12-57-22	REHAB. ET AGRAND. HOPITAL DE OUANAMINTHE				-
1313-1-12-57-23	ACQUISITION DE MATERIELS ET EQUIP. MEDICAUX (HOPIT. G. GOAVE , MIRAG, ET ELIAZAR G.)		27,559,898		27,559,898
1313-1-12-57-24	REAMENAGEMENT ET REHAB LOCAUX MATERNITE HUEH		12,000,000		12,000,000
1313-1-12-57-25	RENFOC EN MATERIELS ET TRANSP ET EN HYDRO.		8,000,000		8,000,000
1313-1-12-57-26	CONSTRUCTION/CENTRE RADIO ET CHIMIOETHERAPETIQUE		5,000,000		5,000,000
1313-1-12-64	PROGRAMME EAU POTABLE ET ASSAINISSEMENT DE LA POCHEP	36,141,856	-	-	36,141,856
1313-1-12-64-11	SAEP K-ROUCK	5,956,000			5,956,000
1313-1-12-64-12	SAEP PETIT TROU DE NIPPES	6,300,000			6,300,000
1313-1-12-64-13	AUTRES INTERVENTIONS ITALIE EN SAEP	8,140,000			8,140,000
1313-1-12-64-14	SAEP ST MICHEL DE L'ATTALAYE	9,300,000			9,300,000
1313-1-12-64-15	SAEP SAVANETTE	6,445,856			6,445,856
1313-1-12-64-16	PROGRAMME DE POSTES COMMUNAUTAIRES D'HYGIENE ET D'EAU POTABLE (POCHEP)				-
1313-2	SERVICES CENTRAUX TECHNIQUEMENT DÉCONCENTRÉ	5,000,000	-	5,000,000	-
1313-2-14	SUBVENTION AUX ORGANISMES PRIVÉS ET PUBLICS	5,000,000	-	5,000,000	-
1313-2-14-79	PRGO. DE SUPPORT A LA CROIX ROUGE HAITIENNE	5,000,000	-	5,000,000	-
1313-2-14-79-13	APPUI A LA CROIX ROUGE HAITIENNE	5,000,000		5,000,000	-

**PROJET DE LOI DE FINANCES RECTIFICATIVE 2006 - 2007**  
**DETAIL DES INVESTISSEMENTS PAR PROGRAMMES ET PROJETS**

		BUDGET 06-07	AFFECTATION	DESAFFECTATION	BUD-RECTIF 06-07
1314	MINISTERE A LA CONDITION FEMININE	51,945,720	5,000,000	-	56,945,720
1314-1	SERVICES CENTRAUX	51,945,720	5,000,000	-	56,945,720
1314-1-12	DIRECTION GENERALE DES SERVICES INTERNES	51,945,720	5,000,000	-	56,945,720
1314-1-12-52	PROGRAMME DE DEVEL.DES CAPACITES INSTITUIONNELLES DE MCFDF	6,425,000	5,000,000	-	11,425,000
1314-1-12-52-11	RENFORCEMENT INSTITUTIONNEL DU MCFDF	6,425,000	5,000,000	-	11,425,000
1314-1-12-56	PROG. RENFORC.INSTITUTIONS DEMOCRATIQUES	39,270,720	-	-	39,270,720
1314-1-12-56-11	PROGRAMME KORE FANMI II	39,270,720	-	-	39,270,720
1314-1-12-66	PROGRA. APPUI A LA SECURITE ET A LA PROTECTION SOCIALE MCFDF	6,250,000	-	-	6,250,000
1314-1-12-66-11	RENFORCEMENT CAPACITE PRISE EN CHARGE DE LA VIOLENCE	2,250,000	-	-	2,250,000
1314-1-12-66-13	ALLEGEMENT DE LA PAUVRETE DES FEMMES	4,000,000	-	-	4,000,000

**PROJET DE LOI DE FINANCES RECTIFICATIVE 2006 - 2007**  
**DETAIL DES INVESTISSEMENTS PAR PROGRAMMES ET PROJETS**

		BUDGET 06-07	AFFECTATION	DESAFFECTATION	BUD-RECTIF 06-07
1315	MINISTERE DE LA JEUNESSE DES SPORTS ET DE L'ACTION CIVIQUE	90,601,000	17,750,000	5,000,000	103,351,000
1315-1	SERVICES CENTRAUX	90,601,000	17,750,000	5,000,000	103,351,000
1315-1-12	DIRECTION GENERALE DES SERVICES INTERNES	90,601,000	17,750,000	5,000,000	103,351,000
1315-1-12-67	PROG. D'APPUI A LA JEUNESSE AUX SPORTS ET A L'ACTION CIVIQUE	90,601,000	17,750,000	5,000,000	103,351,000
1315-1-12-67-11	APPUI AU DEV. DU SPORT (DEV. ET PROMOTION DE LA JEUNESSE)	15,000,000			15,000,000
1315-1-12-67-12	APPUI AU DEV. DU SPORT (FORMATION ET COOPERATION)	10,000,000			10,000,000
1315-1-12-67-13	APPUI AU DEV. DU SPORT (DEV. ET PROMOTION DES SPORTS)	15,000,000			15,000,000
1315-1-12-67-14	APPUI AU DEV. DU SPORT (REHAB. INFRAS. PHYS.)	15,000,000			15,000,000
1315-1-12-67-15	APPUI A LA STRUCTURATION DE LA JEUNESSE DE PT GOAVE	5,000,000		5,000,000	-
1315-1-12-67-16	PROGRAM. APPUI A LA JEUNESSE ET AUX SPORTS FINANCEMENT USAID	30,601,000			30,601,000
1315-1-12-67-17	APPUI A LA FEDERATION HAITIENNE DE FOOTBALL		15,000,000		15,000,000
1315-1-12-67-18	APPUI A LA PARTICIPATION HAITIENNE AU JEU D'ALBA		2,750,000		2,750,000
1412	MINISTERE DE LA CULTURE	179,056,000	93,911,110	123,000,000	149,967,110
1412-1	SERVICES CENTRAUX	11,000,000	76,464,710	-	87,464,710
1412-1-12	DIRECTION GENERALE DES SERVICES INTERNES	11,000,000	76,464,710	-	87,464,710
1412-1-12-52	PROGRAMME DE DEVEL. DES CAPACITES INSTITUTIONNELLES DE MCC	11,000,000	68,464,710	-	79,464,710
1412-1-12-52-11	DEVELOPPEMENT DU CENTRE DE PRESSE DU MCC	1,000,000			1,000,000
1412-1-12-52-12	MODERNISATION DES STRUCT. INTERNES DU MCC /ORGA.SOUS TUTELLE	10,000,000			10,000,000
1412-1-12-52-13	COMMEMORATION FETE DRAPEAU 2007		68,464,710		68,464,710
1412-1-12-52-14	BUREAU HAITIEN DU DROIT D'AUTEUR (BHDA)				-
1412-1-12-69	PROGRAMME SUPPORT AUX ACTIVITES DE CULTURE DE COMMUNICATION	-	8,000,000	-	8,000,000
1412-1-12-69-11	UN MONDE A PARTAGER (RENC. FONDATRICES CARAIBES EN CREATIONS)		8,000,000		8,000,000
1412-2	SERVICES CENTRAUX TECHNIQUEMENT DECONCENTRES	168,056,000	17,446,400	123,000,000	62,502,400
1412-2-13	ECOLE NATIONALE DES ARTS	20,400,000	10,000,000	-	30,400,000
1412-2-13-69	PROGRAMME SUPPORT AUX ACTIVITES DE CULTURE DE COMMUNICATION	20,400,000	10,000,000	-	30,400,000
1412-2-13-69-11	ETUDE ET MUSIQUE	20,400,000	10,000,000		30,400,000
1412-2-14	INSTITUT DE SAUVEGARDE DU PATRIMOINE NATIONAL		6,446,400	-	6,446,400
1412-2-14-50	PROGRAMME REHABILITATION PATRIMOINE HISTORIQUE		6,446,400	-	6,446,400
1412-2-14-50-11	REHABILITATION PATRIMOINE HISTORIQUE		6,446,400		6,446,400
1412-2-16	MUSEE DU PANTHEON NATIONAL	2,520,000	-	-	2,520,000
1412-2-16-69	PROGRAMME SUPPORT AUX ACTIVITES DE CULTURE DE COMMUNICATION	2,520,000	-	-	2,520,000
1412-2-16-69-12	CENTRE HAITIEN RESTAURATION ATELIER DE PEINTURE ET SCULPTURE	2,520,000			2,520,000
1412-2-16-69-13	REHABILITATION DES MEDIAS D'ETAT TNH ET RNH				-
1412-2-16-69-14	REHABILITATION DU MUSEE DU BNE				-
1412-2-18	BIBLIOTHEQUE NATIONALE	7,000,000	1,000,000	7,000,000	1,000,000
1412-2-18-69	PROGRAMME SUPPORT AUX ACTIVITES DE CULTURE DE COMMUNICATION	7,000,000	1,000,000	7,000,000	1,000,000
1412-2-18-69-11	AGRANDISSEMENT DES LOCAUX LOGEANT LA BIBLIOTHEQUE NATIONALE	7,000,000		7,000,000	-
1412-2-18-69-12	REHABILITATION DES CLAC'S		1,000,000		1,000,000
1412-2-19	ARCHIVES NATIONALES	138,136,000	-	116,000,000	22,136,000
1412-2-19-69	PROGRAMME SUPPORT AUX ACTIVITES DE CULTURE DE COMMUNICATION	138,136,000	-	116,000,000	22,136,000
1412-2-19-69-11	REAMENAGEMENT BATIMENT CENTRAL ARCHIVES NATIONALES	7,000,000		2,000,000	5,000,000
1412-2-19-69-12	PROGRAMME DE GESTION DE DOCUMENTS ADMINISTRATIFS	114,000,000		114,000,000	-
1412-2-19-69-13	SYSTEME INTEGRE DE GESTION DE L'ETAT CIVIL	17,136,000			17,136,000
1412-2-19-69-14	LIVRAISON A DOMICILE D'EXTRAIT D'ETAT CIVIL				-
2211	SENAT DE LA REPUBLIQUE	92,173,920	-	40,000,000	52,173,920
2211-1	SENAT DE LA REPUBLIQUE	92,173,920	-	40,000,000	52,173,920
2211-1-12	QUESTURE DU SENAT DE LA REPUBLIQUE	92,173,920	-	40,000,000	52,173,920
2211-1-12-77	PROGRAMME D'APPUI AU PARLEMENT	92,173,920	-	40,000,000	52,173,920
2211-1-12-77-11	RENFORCEMENT DE LA LEGISLATURE (CENTRE PARLEMENTAIRE)	52,173,920		25,000,000	27,173,920
2211-1-12-77-12	APPUI AU PARLEMENT	40,000,000		15,000,000	25,000,000
3211	CONSEIL SUPERIEUR DU POUVOIR JUDICIAIRE	94,595,964	-	-	94,595,964



## PROJET DE LOI DE FINANCES RECTIFICATIVE 2006 - 2007

### DETAIL DES INVESTISSEMENTS PAR PROGRAMMES ET PROJETS

		BUDGET 06-07	AFFECTATION	DESAFFECTATION	BUD-RECTIF 06-07
3211-2	SERVICES CENTRAUX TECHNIQUEMENT DECONCENTRES	94,595,964	-	-	94,595,964
3211-2-14	TRIBUNAUX	94,595,964	-	-	94,595,964
3211-2-14-52	PROG. DE DVPT. DES CAPACITES INSTITUTIONNELLES DES TRIBUNAUX	94,595,964	-	-	94,595,964
3211-2-14-52-11	REHABILITATION DE TRIBUNAUX DE PAIX A TRAVERS LA REPUBLIQUE	40,000,000	-	-	40,000,000
3211-2-14-52-12	APPUI 20 TRIBUNAUX DE PAIX A TRAVERS LA REPUBLIQUE	8,388,027			8,388,027
3211-2-14-52-13	REHAB. TRIBUNAL 1ERE INSTANCE DE FORT-LIBERTE	507,617			507,617
3211-2-14-52-14	REHAB. TRIBUNAL 1ERE INSTANCE DE PORT DE PAIX	435,270			435,270
3211-2-14-52-15	REHAB. TRIBUNAL 1ERE INSTANCE DE SAINT-MARC	509,565			509,565
3211-2-14-52-16	REHAB. TRIBUNAL 1ERE INSTANCE DE GRD RIV. DU NORD	495,722			495,722
3211-2-14-52-17	CONSTRUCTION TRIBUNAL DE PAIX ET OEC A CAZALE	4,917,495			4,917,495
3211-2-14-52-20	CONSTRUCTION TRIBUNAL DE PAIX ET OEC A VERRETTE, ARNIQUET...	32,742,268			32,742,268
3211-2-14-52-21	ACHAT ET REHAB. TRIBUNAL DE PAIX ET OEC DE PV	6,600,000			6,600,000
4111	COUR SUPERIEURE DES COMPTES ET DU CONTENTIEUX ADMINISTRATIF	25,000,000	10,000,000	-	35,000,000
4111-1	COUR SUPERIEURE DES COMPTES ET DU CONTENTIEUX ADMINISTRATIF	25,000,000	10,000,000	-	35,000,000
4111-1-12	CSCCA	25,000,000	10,000,000	-	35,000,000
4111-1-12-78	PROGRAMME D'APPUI AU CSC/CA	25,000,000	10,000,000	-	35,000,000
4111-1-12-78-11	APPUI INSTITUTIONNEL A LA CSC/CA	25,000,000	10,000,000	-	35,000,000
4211	CONSEIL ELECTORAL	358,078,035	-	10,000,000	348,078,035
4211-1	CONSEIL ELECTORAL	358,078,035	-	10,000,000	348,078,035
4211-1-12	INSTITUTIONS DEMOCRATIQUES	358,078,035	-	10,000,000	348,078,035
4211-1-12-52	PROG. DE RENF. DES CAPACITES INSTIT DES INST. DEMOCRATIQUES	358,078,035	-	10,000,000	348,078,035
4211-1-12-52-11	MISSION INTERNATIONALE D'OBSERVATION DES ELECTIONS	139,130,435			139,130,435
4211-1-12-52-12	APPUI AUX ELECTIONS LOCALES (BON)	208,947,600			208,947,600
4211-1-12-52-13	APPUI AU CONSEIL ELECTORAL PERMANENT	10,000,000		10,000,000	-
4311	UNIVERSITE D'ETAT D'HAITI	76,445,208	5,000,000	26,000,000	55,445,208
4311-1	SERVICES CENTRAUX	76,445,208	5,000,000	26,000,000	55,445,208
4311-1-11	RECTORAT DE L'UNIVERSITE D'ETAT D'HAITI	76,445,208	5,000,000	26,000,000	55,445,208
4311-1-11-52	PROG. DE DVPT. DES CAPACITES DE L'UEH	76,445,208	5,000,000	26,000,000	55,445,208
4311-1-11-52-11	DEVELOPPEMENT DU CAMPUS DE L'UEH DE TABARRE	19,095,051			19,095,051
4311-1-11-52-12	DVPT. DE LA CAPACITE EN LOGISTIQUE ET EN INFOR. DE L'UEH	15,000,000		5,000,000	10,000,000
4311-1-11-52-13	AUGMENTATION DE LA CAPACITE D'ACCEUIL DE L'UEH	15,000,000		5,000,000	10,000,000
4311-1-11-52-14	APPUI AUX PROGRAMME ACADEMIQUES DE L'UEH	15,000,000		5,000,000	10,000,000
4311-1-11-52-15	AMENAGEMENT DES LOCAUX DE LA FDS	11,000,000		11,000,000	-
4311-1-11-52-16	REHABILITATION DU FAMV ET LABORATOIRE	1,350,157			1,350,157
4311-1-11-52-17	APPUI AUX PROGRAMME DE RECHERCHE DE L'UEH		5,000,000		5,000,000
<b>TOTAL</b>		<b>39,382,886,187</b>	<b>8,001,146,258</b>	<b>4,937,583,258</b>	<b>42,387,449,187</b>





PROJET DE BUDGET RECTIFICATIF 2006 - 2007  
REPARTITION MENSUELLE DES CREDITS DE FONCTIONNEMENT PAR SECTION ET ARTICLE  
(INCLUANT LES IMMOBILISATIONS ET LE SERVICE DE LA DETTE)

Table with 24 columns: Trimestre 1 (oct-06 to déc-06), Trimestre 2 (jan-07 to mars-07), Semestre 1 (avr-07 to mai-07), Trimestre 3 (juin-07 to août-07), Trimestre 4 (sept-07 to nov-07), Semestre 2 (déc-07 to fév-08). Rows include various budget items like 'TOTAL CREDIT DE FONCTIONNEMENT' and 'MINISTÈRE DE L'ÉCONOMIE ET DES FINANCES'.

**PROJET DE BUDGET RECTIFICATIF 2006 - 2007**  
**REPARTITION MENSUELLE DES CREDITS DE FONCTIONNEMENT PAR SECTION ET ARTICLE**  
**(INCLUANT LES IMMOBILISATIONS ET LE SERVICE DE LA DETTE)**

	Credit 06-07	oct. 06	nov. 06	dec. 06	Trim. 1	jan. 07	fév. 07	mars. 07	Trim. 2	sem. 1	avr. 07	mai 07	juin 07	Trim. 3	juil. 07	août. 07	sept. 07	Trim. 4	sem. 2	Budget Rectificatif 2006-2007
1112-3-17-BUREAU DU SECRETAIRE D'ETAT DES FINANCES	8,018,821	1,155,708	994,643	718,174	2,868,525	616,470	1,042,540	642,220	2,301,230	6,168,788	575,172	516,670	618,570	1,710,412	469,870	2,331,742	2,331,742	5,133,353	6,843,768	12,019,621
1-DEPENSES DE PERSONNEL	5,237,485	318,780	318,870	495,506	1,133,156	380,370	449,370	508,870	1,338,610	2,471,788	441,370	441,370	347,370	1,230,110	347,370	969,110	969,110	2,285,590	3,618,700	5,867,486
2-DEPENSES DE SERVICES ET CHARGES DIVERSES	1,075,000	265,358	120,773	0	386,131	120,850	115,400	100,850	337,100	723,231	32,500	20,000	107,450	168,050	90,000	775,909	775,909	1,641,819	1,801,789	2,525,000
3-ACHATS DE BIENS DE CONSOMMATION ET PETIT MATERIELS	880,000	77,000	32,500	112,250	221,750	115,250	32,500	32,500	180,250	402,000	101,302	55,300	32,500	189,102	32,500	33,199	33,199	98,898	288,000	690,000
4-IMMOBILISATION CORPORELLE	250,000	0	0	12,918	12,918	0	0	0	12,918	12,918	0	0	0	0	0	118,541	118,541	237,082	237,082	250,000
7-SUBVENTIONS,QUOTES-PARTS ET CONTRIB.,ALLOCS, INDEMNISATIONS	300,000	0	0	97,500	97,500	0	85,000	0	85,000	182,500	0	0	50,000	50,000	0	33,750	33,750	87,500	117,500	300,000
9-AUTRES DEPENSES PUBLIQUES	1,461,836	494,570	522,500	0	1,017,070	0	380,270	0	380,270	1,377,340	0	0	81,250	81,250	0	401,233	401,233	802,466	883,718	2,281,065
1112-2-19-FAIES	11,890,000	0	0	1,760,724	1,760,724	0	0	1,875,593	1,875,593	3,636,317	1,874,362	-1,874,362	0	0	1,874,581	2,869,551	2,869,551	7,813,083	7,813,083	11,250,000
7-SUBVENTIONS,QUOTES-PARTS ET CONTRIB.,ALLOCS, INDEMNISATIONS	11,250,000	0	0	1,760,724	1,760,724	0	0	1,875,593	1,875,593	3,636,317	1,874,362	-1,874,362	0	0	1,874,581	2,869,551	2,869,551	7,813,083	7,813,083	11,250,000
1112-2-21-UNITE DE LUTTE CONTRE LA CORRUPTION	25,000,000	3,968,500	0	3,176,501	7,145,001	1,984,250	1,857,375	3,968,500	7,810,125	15,065,128	0	1,984,250	1,984,250	3,968,500	1,984,250	1,996,062	1,996,062	5,976,374	9,944,874	25,000,000
7-SUBVENTIONS,QUOTES-PARTS ET CONTRIB.,ALLOCS, INDEMNISATIONS	25,000,000	3,968,500	0	3,176,501	7,145,001	1,984,250	1,857,375	3,968,500	7,810,125	15,065,128	0	1,984,250	1,984,250	3,968,500	1,984,250	1,996,062	1,996,062	5,976,374	9,944,874	25,000,000
1112-2-22-ECOLE NATIONALE D'ADMINISTRATION FINANCIERE	14,000,000	0	0	4,000,000	4,000,000	0	3,500,000	0	3,500,000	7,000,000	0	3,500,000	0	3,500,000	3,000,000	7,562,800	7,562,800	18,125,600	21,625,600	28,125,600
7-SUBVENTIONS,QUOTES-PARTS ET CONTRIB.,ALLOCS, INDEMNISATIONS	14,000,000	0	0	4,000,000	4,000,000	0	3,500,000	0	3,500,000	7,000,000	0	3,500,000	0	3,500,000	3,000,000	7,562,800	7,562,800	18,125,600	21,625,600	28,125,600
1112-2-23-COMMISSION INTERMINISTERIELLE DES INVESTISSEMENTS	1,000,000	0	0	0	0	0	0	0	0	0	90,000	0	0	90,000	90,000	410,000	410,000	810,000	1,000,000	1,000,000
7-SUBVENTIONS,QUOTES-PARTS ET CONTRIB.,ALLOCS, INDEMNISATIONS	1,000,000	0	0	0	0	0	0	0	0	0	90,000	0	0	90,000	90,000	410,000	410,000	810,000	1,000,000	1,000,000
1112-2-24-FONDS DE DEVELOPPEMENT FRONTALIER	11,000,000	0	1,833,333	0	1,833,333	0	875,066	0	875,066	2,708,399	0	743,726	0	743,726	622,432	962,721	962,721	2,547,875	3,291,601	6,000,000
7-SUBVENTIONS,QUOTES-PARTS ET CONTRIB.,ALLOCS, INDEMNISATIONS	11,000,000	0	1,833,333	0	1,833,333	0	875,066	0	875,066	2,708,399	0	743,726	0	743,726	622,432	962,721	962,721	2,547,875	3,291,601	6,000,000
1112-2-25-INSPECTION GENERALE DES FINANCES	9,100,000	0	0	0	0	0	0	0	0	0	0	0	0	0	0	4,550,400	4,550,400	9,100,800	9,100,800	9,100,800
1-DEPENSES DE PERSONNEL	7,300,800	0	0	0	0	0	0	0	0	0	0	0	0	0	0	3,650,400	3,650,400	7,300,800	7,300,800	7,300,800
9-AUTRES DEPENSES PUBLIQUES	1,800,000	0	0	0	0	0	0	0	0	0	0	0	0	0	0	900,000	900,000	1,800,000	1,800,000	1,800,000

**PROJET DE BUDGET RECTIFICATIF 2006 - 2007**  
**REPARTITION MENSUELLE DES CREDITS DE FONCTIONNEMENT PAR SECTION ET ARTICLE**  
**(INCLUANT LES IMMOBILISATIONS ET LE SERVICE DE LA DETTE)**

	Crédit 06-07	oct. 06	nov. 06	dec. 06	Trim. 1	jan. 07	fév. 07	mars. 07	Trim. 2	Sem. 1	avr. 07	mai 07	juin 07	Trim. 3	juil. 07	août 07	sept. 07	Trim. 4	Sem. 2	Budget Rectificatif 2006-2007
1113-MINISTÈRE DE L'AGRICULTURE, DES RESSOURCES NATURELLES & DU DEVELOPPEMENT RURAL	371,059,034	21,534,895	21,455,569	40,178,807	83,209,271	27,193,789	30,785,607	33,297,547	91,276,942	174,546,213	27,711,868	24,833,903	27,133,469	79,679,240	34,332,694	47,401,471	47,401,471	129,135,636	206,814,876	383,361,089
TOTAL CREDIT DE FONCTIONNEMENT	371,059,034	21,534,895	21,455,569	40,178,807	83,209,271	27,193,789	30,785,607	33,297,547	91,276,942	174,546,213	27,711,868	24,833,903	27,133,469	79,679,240	34,332,694	47,401,471	47,401,471	129,135,636	206,814,876	383,361,089
1113-1-11 BUREAU DU MINISTRE	14,580,794	368,555	627,740	1,211,044	2,307,339	657,475	827,055	2,178,031	3,862,961	6,868,899	1,108,985	1,585,896	926,118	3,830,997	845,138	3,622,360	3,622,360	8,069,858	11,710,805	17,580,754
1-DEPENSES DE PERSONNEL	9,231,710	302,555	504,555	737,275	1,544,385	436,638	403,555	1,579,326	2,519,620	4,083,905	449,155	1,199,257	730,904	2,379,316	638,192	1,065,149	1,065,149	2,789,490	5,167,808	9,231,710
2-DEPENSES DE SERVICES ET CHARGES DIVERSES	1,700,250	0	94,185	14,150	108,325	3,642	157,500	294,365	490,507	588,842	465,538	127,000	1,750	594,288	59,793	238,664	238,664	537,121	1,131,409	1,730,250
3-ACHATS DE BIENS DE CONSOMMATION ET PETIT MATERIELS	1,892,600	66,000	29,000	195,358	290,558	66,000	66,000	284,340	416,340	708,696	184,292	68,014	163,462	415,788	72,553	348,790	348,790	770,134	1,185,902	1,892,600
4-IMMOBILISATION CORPORELLE	700,000	0	0	264,250	264,250	16,195	0	0	16,195	280,455	0	191,625	0	191,625	0	113,960	113,960	227,920	419,545	700,000
7-SUBVENTIONS, QUOTES-PARTS ET CONTRIB., ALLOC., INDEMNISATIONS	1,026,194	0	0	0	0	0	200,000	20,000	220,000	220,000	10,000	0	30,000	40,000	54,600	1,855,797	1,855,797	3,788,194	3,806,194	4,026,194
1113-1-12 DIRECTION GENERALE	277,554,533	16,034,023	16,397,796	29,926,897	62,360,705	19,881,704	25,464,368	25,447,521	70,793,992	133,184,297	20,777,664	17,795,264	18,695,267	57,229,195	26,669,492	31,801,803	31,801,803	90,273,097	147,500,382	280,656,590
1-DEPENSES DE PERSONNEL	224,752,185	15,065,255	16,068,910	28,325,608	59,487,773	17,574,572	17,522,388	18,618,771	53,715,712	113,173,465	16,141,152	16,911,529	16,724,553	49,777,334	19,058,844	21,809,779	21,809,779	62,688,402	112,485,736	225,630,221
2-DEPENSES DE SERVICES ET CHARGES DIVERSES	18,829,322	0	177,539	222,138	399,677	9,917	3,571,627	2,740,893	6,322,437	8,722,114	1,194,987	97,518	384,682	1,877,186	3,119,406	3,780,307	3,780,307	10,880,022	12,267,209	19,079,323
3-ACHATS DE BIENS DE CONSOMMATION ET PETIT MATERIELS	25,841,400	968,768	153,337	1,067,422	2,189,626	1,949,615	2,435,642	3,418,472	7,804,730	9,994,256	3,245,435	747,217	1,565,932	5,578,585	3,062,500	3,960,530	3,960,530	10,983,559	15,582,144	26,566,400
4-IMMOBILISATION CORPORELLE	6,131,846	0	0	313,728	313,728	347,600	1,534,730	668,364	2,950,714	3,294,442	196,090	0	0	199,090	1,418,740	2,251,187	2,251,187	5,821,114	6,117,204	9,381,846
1113-2-13-ODVA	47,948,814	3,440,658	2,281,208	4,650,997	10,372,863	4,634,275	2,081,050	3,619,335	10,334,660	30,707,524	3,370,195	2,690,595	4,958,141	11,018,831	4,259,842	5,981,359	5,981,359	16,222,360	27,241,291	47,948,814
1-DEPENSES DE PERSONNEL	42,801,438	3,340,660	2,167,958	4,354,149	9,882,767	4,634,275	2,081,050	3,538,085	10,251,410	20,114,177	3,212,035	2,240,845	4,767,343	10,220,223	4,074,403	4,096,317	4,096,317	12,267,036	22,487,280	42,801,437
2-DEPENSES DE SERVICES ET CHARGES DIVERSES	1,300,000	0	30,000	0	30,000	0	0	0	0	30,000	74,910	0	98,900	173,810	145,070	475,560	475,560	1,006,190	1,270,000	1,300,000
3-ACHATS DE BIENS DE CONSOMMATION ET PETIT MATERIELS	2,450,000	99,998	83,250	165,500	349,748	0	0	83,250	83,250	432,998	83,250	409,750	91,698	584,898	40,168	695,968	695,968	1,432,106	2,017,002	2,450,000
4-IMMOBILISATION CORPORELLE	1,350,000	0	0	130,349	130,349	0	0	0	0	130,349	0	0	0	0	0	609,826	609,826	1,219,651	1,219,651	1,350,000
5-IMMOBILISATION INCORPORELLE	50,000	0	0	0	0	0	0	0	0	0	0	0	0	0	25,000	25,000	50,000	50,000	50,000	
9-AUTRES DEPENSES PUBLIQUES	197,378	0	0	0	0	0	0	0	0	0	0	40,000	0	40,000	0	78,689	78,689	157,378	197,378	
1113-2-14-NUARA	31,174,833	1,791,660	2,148,835	4,387,869	8,328,364	2,020,335	2,413,134	2,052,660	6,486,128	14,814,462	2,455,024	2,401,148	2,552,945	7,816,117	2,958,422	2,995,949	2,995,949	8,550,320	16,260,437	31,174,830
1-DEPENSES DE PERSONNEL	28,169,350	1,791,660	2,049,085	3,919,751	7,751,490	1,931,835	2,208,395	1,931,510	6,071,730	13,829,226	2,297,705	2,672,732	2,314,315	7,284,752	1,921,425	2,540,578	2,540,578	7,022,581	14,287,333	28,110,559
2-DEPENSES DE SERVICES ET CHARGES DIVERSES	1,202,895	0	0	203,818	203,818	0	78,328	21,200	99,528	303,348	48,119	16,000	25,455	87,574	508,597	193,589	193,589	895,736	983,909	1,202,895
3-ACHATS DE BIENS DE CONSOMMATION ET PETIT MATERIELS	1,802,718	0	99,750	273,300	373,050	88,200	126,420	99,950	314,870	687,920	111,200	112,416	214,175	437,791	128,400	261,802	261,802	652,004	1,089,795	1,777,716
1113-2-15-BUREAU DU SECRETAIRE D'ETAT A L'AGRICULTURE	0	0	0	0	0	0	0	0	0	0	0	0	0	0	0	3,000,000	3,000,000	6,000,000	6,000,000	6,000,000
9-AUTRES DEPENSES PUBLIQUES	0	0	0	0	0	0	0	0	0	0	0	0	0	0	0	3,000,000	3,000,000	6,000,000	6,000,000	6,000,000



**PROJET DE BUDGET RECTIFICATIF 2006 - 2007**  
**REPARTITION MENSUELLE DES CREDITS DE FONCTIONNEMENT PAR SECTION ET ARTICLE**  
**(INCLUANT LES IMMOBILISATIONS ET LE SERVICE DE LA DETTE)**

	Crédit 06-07	oct. 06	nov. 06	dec. 06	Trim. 1	Jan. 07	fév. 07	mars. 07	Trim. 2	sem. 1	avr. 07	mai 07	juin 07	Trim. 3	juil. 07	août. 07	sept. 07	Trim. 4	sem. 2	Budget Rectificatif 2006-2007
1115-MINISTÈRE DU COMMERCE ET DE L'INDUSTRIE	116,048,377	7,038,971	9,807,332	13,763,621	30,609,925	10,034,924	8,437,920	12,396,104	30,868,947	81,478,872	8,390,402	10,504,476	7,885,423	26,780,301	6,677,700	15,445,145	15,445,145	40,667,581	67,348,232	138,827,194
TOTAL CREDIT DE FONCTIONNEMENT	116,048,377	7,038,971	9,807,332	13,763,621	30,609,925	10,034,924	8,437,920	12,396,104	30,868,947	81,478,872	8,390,402	10,504,476	7,885,423	26,780,301	6,677,700	15,445,145	15,445,145	40,667,581	67,348,232	138,827,194
1115-1-11 BUREAU DU MINISTRE	10,425,170	528,438	670,381	1,545,105	2,743,923	758,017	1,026,077	1,247,003	3,031,097	6,770,600	1,294,482	599,558	346,643	2,241,082	657,145	3,333,559	3,333,559	7,324,264	8,805,948	16,940,265
1-DEPENSES DE PERSONNEL	5,440,170	279,138	320,538	1,031,083	1,830,783	355,168	435,813	1,006,988	1,877,988	3,008,790	400,588	281,813	283,868	981,288	330,338	2,377,988	2,377,988	5,094,313	6,076,800	9,584,250
2-DEPENSES DE SERVICES ET CHARGES DIVERSES	1,735,000	19,650	60,150	20,350	100,150	299,230	282,380	106,260	687,875	788,605	46,960	46,660	20,660	114,340	120,680	554,965	554,965	1,230,650	1,344,860	2,133,015
3-ACHATS DE BIENS DE CONSOMMATION ET PETIT MATERIELS	900,000	0	40,193	131,384	171,577	0	118,663	23,937	142,601	314,178	11,515	133,990	36,075	181,580	114,338	139,452	139,452	353,242	574,822	889,000
4-IMMOBILISATION CORPORELLE	1,750,000	229,650	0	43,625	270,155	93,600	189,221	29,813	312,633	582,788	826,400	137,475	0	963,875	83,790	135,774	135,774	359,337	1,319,212	1,902,000
7-SUBVENTIONS QUOTES-PARTS ET CONTRIB. ALLOC. INDEMNISATIONS	800,000	0	249,500	321,778	571,278	10,000	0	0	10,000	581,278	0	0	0	0	0	125,361	125,361	250,722	250,722	832,000
1115-1-12 DIRECTION GENERALE	86,870,536	3,812,808	6,075,424	8,381,823	18,270,666	6,137,232	6,219,420	5,744,116	18,139,768	36,409,826	4,770,574	5,365,649	4,903,303	15,039,627	4,724,704	6,640,642	6,640,642	18,006,188	30,845,915	89,405,310
1-DEPENSES DE PERSONNEL	55,704,708	3,470,675	4,292,957	7,833,572	16,697,404	3,654,625	4,508,151	5,054,938	13,287,714	28,585,118	4,100,589	4,439,652	4,331,927	12,871,567	4,408,170	5,627,010	5,627,010	15,662,193	28,833,798	57,518,674
2-DEPENSES DE SERVICES ET CHARGES DIVERSES	2,822,459	111,300	623,258	0	634,558	159,000	1,155,850	210,600	1,526,450	2,480,000	0	100,375	91,789	192,164	0	472,244	472,244	544,468	1,150,962	3,698,669
3-ACHATS DE BIENS DE CONSOMMATION ET PETIT MATERIELS	3,100,000	133,333	156,233	181,673	451,240	237,983	224,919	170,099	633,001	1,684,241	183,961	316,299	281,953	782,210	283,534	247,507	247,507	778,548	1,560,759	2,645,000
4-IMMOBILISATION CORPORELLE	600,000	0	0	185,316	185,316	0	0	30,011	30,011	215,328	0	127,500	83,285	210,785	0	120,161	120,161	240,323	451,108	668,435
7-SUBVENTIONS QUOTES-PARTS ET CONTRIB. ALLOC. INDEMNISATIONS	883,989	0	0	0	0	0	0	231,500	231,500	231,500	70,000	272,500	75,000	417,500	33,000	117,436	117,436	237,872	685,872	916,872
9-AUTRES DEPENSES PUBLIQUES	4,000,000	97,300	632,977	101,262	1,001,539	2,085,625	309,500	36,965	2,432,092	3,433,631	416,025	109,926	39,350	565,301	0	56,284	56,284	112,568	677,888	4,111,500
1115-2-13 OFFICE DES POSTES DHAITI	6,240,000	0	0	1,040,000	1,040,000	0	0	1,040,000	1,040,000	2,080,000	0	1,040,000	1,040,000	2,080,000	0	1,040,000	1,040,000	2,080,000	4,160,000	6,240,000
7-SUBVENTIONS QUOTES-PARTS ET CONTRIB. ALLOC. INDEMNISATIONS	6,240,000	0	0	1,040,000	1,040,000	0	0	1,040,000	1,040,000	2,080,000	0	1,040,000	1,040,000	2,080,000	0	1,040,000	1,040,000	2,080,000	4,160,000	6,240,000
1115-2-14 BUREAU DU CARICOM	10,139,969	0	1,633,870	722,972	2,356,842	826,036	0	1,761,787	2,587,823	4,944,605	821,527	842,550	834,876	2,499,953	1,697,399	2,138,867	2,138,867	5,976,133	8,474,088	13,419,751
7-SUBVENTIONS QUOTES-PARTS ET CONTRIB. ALLOC. INDEMNISATIONS	10,139,969	0	1,633,870	722,972	2,356,842	826,036	0	1,761,787	2,587,823	4,944,605	821,527	842,550	834,876	2,499,953	1,697,399	2,138,867	2,138,867	5,976,133	8,474,088	13,419,751
1115-2-15 DIRECTION GENERALE DES ZONES FRANCHES	12,372,708	1,031,059	1,427,658	2,073,721	4,532,437	1,014,178	1,153,423	1,074,394	3,241,906	7,774,343	1,503,819	1,073,036	760,601	3,337,457	1,124,485	1,068,212	1,068,212	3,260,908	6,998,385	14,372,708
7-SUBVENTIONS QUOTES-PARTS ET CONTRIB. ALLOC. INDEMNISATIONS	12,372,708	1,031,059	1,427,658	2,073,721	4,532,437	1,014,178	1,153,423	1,074,394	3,241,906	7,774,343	1,503,819	1,073,036	760,601	3,337,457	1,124,485	1,068,212	1,068,212	3,260,908	6,998,385	14,372,708
1115-2-16 CENTRE DE FACILITATION DES INVESTISSEMENTS	10,000,000	1,666,667	0	0	1,666,667	1,299,460	0	1,528,833	2,828,353	4,495,020	0	1,583,282	0	1,583,282	1,473,968	1,223,865	1,223,865	3,821,698	5,894,980	10,000,000
7-SUBVENTIONS QUOTES-PARTS ET CONTRIB. ALLOC. INDEMNISATIONS	10,000,000	1,666,667	0	0	1,666,667	1,299,460	0	1,528,833	2,828,353	4,495,020	0	1,583,282	0	1,583,282	1,473,968	1,223,865	1,223,865	3,821,698	5,894,980	10,000,000



**PROJET DE BUDGET RECTIFICATIF 2006 - 2007**  
**REPARTITION MENSUELLE DES CREDITS DE FONCTIONNEMENT PAR SECTION ET ARTICLE**  
**(INCLUANT LES IMMOBILISATIONS ET LE SERVICE DE LA DETTE)**

	Crédit 06-07	oct. 06	nov. 06	dec. 06	Trim. 1	jan. 07	fév. 07	mars 07	Trim. 2	Sem. 1	avr. 07	mai 07	juin 07	Trim. 3	juil. 07	août. 07	sept. 07	Trim. 4	Sem. 2	Budget Rectificatif 2006-2007
<b>1213-MINISTÈRE DES AFFAIRES ÉTRANGÈRES</b>	<b>882,295,344</b>	<b>4,376,389</b>	<b>136,144,639</b>	<b>150,361,420</b>	<b>290,882,448</b>	<b>78,039,426</b>	<b>7,486,460</b>	<b>134,182,710</b>	<b>219,708,606</b>	<b>618,991,066</b>	<b>71,149,453</b>	<b>70,728,386</b>	<b>70,316,462</b>	<b>212,194,301</b>	<b>70,603,148</b>	<b>97,846,895</b>	<b>97,846,895</b>	<b>268,296,937</b>	<b>478,481,239</b>	<b>988,882,293</b>
TOTAL CREDIT DE FONCTIONNEMENT	882,295,344	4,376,389	136,144,639	150,361,420	290,882,448	78,039,426	7,486,460	134,182,710	219,708,606	618,991,066	71,149,453	70,728,386	70,316,462	212,194,301	70,603,148	97,846,895	97,846,895	268,296,937	478,481,239	988,882,293
1213-1-11 BUREAU DU MINISTRE	16,284,388	417,525	753,666	1,440,795	2,611,985	517,092	517,092	1,405,967	2,440,150	5,062,136	1,950,579	772,047	294,572	3,017,197	835,789	5,898,506	5,898,506	12,833,800	16,650,758	20,762,633
1-DEPENSES DE PERSONNEL	7,723,195	417,525	484,658	1,010,675	1,913,058	507,092	507,092	639,432	1,653,675	3,786,733	1,500,292	782,092	284,617	2,547,000	825,834	4,196,003	4,196,003	9,217,640	11,784,840	15,531,673
2-DEPENSES DE SERVICES ET CHARGES DIVERSES	5,120,000	0	252,448	430,120	682,588	10,000	10,000	566,475	686,475	1,280,042	450,287	9,955	9,955	470,197	9,955	952,903	952,903	1,915,700	2,866,918	3,655,000
7-SUBVENTIONS, QUOTES PARTS ET CONTRIB. ALLOC. INDEMNISATIONS	3,441,160	0	16,360	0	18,360	0	0	0	0	18,360	0	0	0	0	0	750,000	750,000	1,500,000	1,800,000	1,618,960
1213-1-12 DIRECTION GENERALE	866,010,966	3,958,864	135,390,973	148,920,626	288,270,463	77,522,335	6,969,368	132,776,744	217,268,456	606,638,920	69,198,874	69,956,339	70,021,890	209,177,104	69,767,359	91,947,989	91,947,989	253,863,337	462,840,441	948,379,660
1-DEPENSES DE PERSONNEL	64,406,603	3,838,225	3,620,320	7,395,947	15,064,502	4,363,338	4,059,608	4,240,725	12,693,672	27,748,174	4,060,335	3,757,985	5,004,675	12,843,195	4,279,533	12,285,978	12,285,978	28,851,480	41,804,684	69,442,658
2-DEPENSES DE SERVICES ET CHARGES DIVERSES	8,330,250	0	832,574	1,407,535	2,240,110	126,583	215,104	744,533	1,066,220	3,326,329	293,670	0	0	233,670	0	3,053,124	3,053,124	6,106,247	8,588,917	9,726,247
3-ACHATS DE BIENS DE CONSOMMATION ET PETIT MATERIELS	5,293,313	0	825,020	274,250	1,099,270	274,250	347,761	401,486	1,023,497	2,122,787	383,336	1,554,205	287,375	2,224,919	274,250	2,053,752	2,053,752	4,381,753	6,606,969	8,729,436
4-IMMOBILISATION CORPORELLE	8,650,000	0	429,435	0	429,435	0	0	538,500	538,500	965,936	31,483	33,706	694,965	700,154	576,694	2,835,593	2,835,593	6,247,279	7,007,493	7,873,368
9-AUTRES DEPENSES PUBLIQUES	789,370,623	120,639	129,483,614	139,842,893	289,447,148	72,758,173	2,318,695	126,553,500	201,928,588	471,375,714	64,410,050	64,610,443	64,034,675	193,056,168	64,637,482	71,719,543	71,719,543	208,076,508	401,191,787	872,507,451

**PROJET DE BUDGET RECTIFICATIF 2006 - 2007**  
**REPARTITION MENSUELLE DES CREDITS DE FONCTIONNEMENT PAR SECTION ET ARTICLE**  
**(INCLUANT LES IMMOBILISATIONS ET LE SERVICE DE LA DETTE)**

	Crédit 06-07	oct. 06	nov. 06	dec. 06	Trim. 1	jan. 07	fév. 07	mars 07	Trim. 2	Gen. 1	avr. 07	mai 07	juin 07	Trim. 3	juil. 07	août 07	sept. 07	Trim. 4	Gen. 2	Budget Rectificatif 2006-2007
1117-MINISTÈRE DU TOURISME	87,035,369	4,507,920	6,075,415	8,545,466	19,128,801	6,517,240	10,122,503	5,683,620	22,323,163	41,021,964	6,242,915	3,783,042	4,496,378	14,522,335	7,781,454	12,039,819	12,039,819	31,861,091	48,383,426	88,035,369
TOTAL CREDIT DE FONCTIONNEMENT	87,035,369	4,507,920	6,075,415	8,545,466	19,128,801	6,517,240	10,122,503	5,683,620	22,323,163	41,021,964	6,242,915	3,783,042	4,496,378	14,522,335	7,781,454	12,039,819	12,039,819	31,861,091	48,383,426	88,035,369
1117-11 BUREAU DU MINISTRE	18,116,338	1,844,936	1,382,160	1,158,884	4,385,960	2,337,540	2,875,459	906,711	6,119,710	16,506,689	930,359	357,683	708,461	2,036,502	739,468	3,137,333	3,137,333	7,074,146	9,118,648	18,816,338
1-DEPENSES DE PERSONNEL	8,503,922	213 088	450,260	939 657	1,663,206	422 801	648 875	630 808	1,694 484	3,857 688	434 915	353 715	516 415	1,305 045	650 665	1,595 262	1,595 262	3,841 188	5,146 230	8,503 922
2-DEPENSES DE SERVICES ET CHARGES DIVERSES	4 885 603	800 715	443 548	28 534	1 272 790	-201 583	1 348 006	199 125	1 345 560	2 616 846	229 830	-15 333	19 264	233 762	18 248	1 257 663	1 257 663	2 533 574	2 767 337	5 285 603
3-ACHATS DE BIENS DE CONSOMMATION ET PETIT MATERIELS	1 145 000	49 936	67 407	33 000	147 945	132 072	90 006	72 278	294 356	441 701	82 663	-49 300	87 163	218 125	65 243	199 466	199 466	484 174	703 299	1 145 000
4-IMMOBILISATION CORPORELLE	3 130 000	0	0	80 493	80 493	1 984 250	795 000	0	2 779 250	2 639 748	182 951	0	80 494	163 445	0	47 406	47 406	64 812	278 267	3 130 000
7-SUBVENTIONS QUOTES PARTS ET CONTRIB. ALLOC. INDEMNISATIONS	300 000	0	188 109	20 000	208 109	0	0	0	0	208 109	0	10 000	0	0	45 313	0	0	81 891	81 891	300 000
9 AUTRES DEPENSES PUBLIQUES	1 143 733	781 196	232 697	0	1 014 032	0	1 570	4 800	6 070	1 080 182	80 000	0	5 125	85 125	0	19 253	19 253	38 506	123 631	1 143 733
1117-1-12 DIRECTION GENERALE	60,997,801	2,348,282	4,295,087	6,395,587	13,038,950	3,705,055	6,709,933	4,465,534	14,890,623	27,816,479	4,715,008	2,951,099	3,158,743	10,421,850	6,235,536	8,258,968	8,258,968	22,753,473	33,576,323	61,497,802
1-DEPENSES DE PERSONNEL	31,061,563	1,693,758	1,606,985	3,767,654	7,068,597	2,429,232	2,110,635	2,837,665	7,377,758	14,648,340	2,230,285	2,330,533	2,202,325	6,733,123	2,648,655	3,616,814	3,616,814	9,882,492	16,615,815	31,061,564
2-DEPENSES DE SERVICES ET CHARGES DIVERSES	8,910,413	370,576	825,454	407,634	1,803,665	133,626	449,322	289,581	674,527	2,478,182	453,423	283,909	309,168	1,043,439	433,988	2,477,397	2,477,397	5,388,782	6,432,221	8,910,413
3-ACHATS DE BIENS DE CONSOMMATION ET PETIT MATERIELS	4,634,000	169,070	478,345	265,728	934,143	222,150	271,159	238,871	732,221	1,088,384	339,214	297,208	221,164	737,565	333,763	648,144	648,144	1,630,051	2,367,636	4,634,000
4-IMMOBILISATION CORPORELLE	5,784,220	44 679	100 646	1,822 713	1,868 437	915 163	756 392	298 851	1,908 009	3,837 043	639 688	129 450	144 600	883 937	142 535	400 352	400 352	943 240	1,827 177	5,784 220
7-SUBVENTIONS QUOTES PARTS ET CONTRIB. ALLOC. INDEMNISATIONS	200 000	0	59 625	40 000	99 625	0	20 000	40 000	60 000	150 625	0	0	0	0	22 969	0	0	40 375	40 375	200 000
9 AUTRES DEPENSES PUBLIQUES	11,027,205	50 000	1,222,833	91,657	1,264,469	2,885	3,103,187	761,346	3,607,416	5,231,907	1,145,308	0	281,367	1,426,765	2,653,416	1,107,558	1,107,558	4,868,533	6,295,298	11,027,205
1117-2-11-ECOLE HOTELIERE	6,921,290	314,703	398,168	990,995	1,700,866	474,646	537,110	511,174	1,622,930	3,226,786	597,549	434,260	629,174	1,666,963	746,450	643,511	643,511	2,033,473	3,684,465	6,921,290
1-DEPENSES DE PERSONNEL	5,900,064	314 703	314 610	990 995	1,820 308	314 610	537 110	425 600	1,277 660	2,897 888	425 860	434 260	434 260	1,294 360	574 670	566 613	566 613	1,707 797	3,062 177	5,900 064
9 AUTRES DEPENSES PUBLIQUES	1,021,166	0	83,558	0	88,558	160,036	0	85,574	345,270	328,908	171,689	0	194,914	368,603	171,880	76,698	76,698	325,676	622,278	1,021,166

**PROJET DE BUDGET RECTIFICATIF 2006 - 2007**  
**REPARTITION MENSUELLE DES CREDITS DE FONCTIONNEMENT PAR SECTION ET ARTICLE**  
**(INCLUANT LES IMMOBILISATIONS ET LE SERVICE DE LA DETTE)**

	Crédit 06-07	oct. 06	nov. 06	dec. 06	Trim. 1	jan. 07	fév. 07	mars. 07	Trim. 2	sem. 1	avr. 07	mai 07	juin 07	Trim. 3	juil. 07	août. 07	sept. 07	Trim. 4	sem. 2	Budget Rectificatif 2006-2007
<b>12-SECTEUR POLITIQUE</b>	<b>5,817,226,116</b>	<b>266,551,053</b>	<b>639,903,492</b>	<b>627,274,743</b>	<b>1,533,728,286</b>	<b>371,132,181</b>	<b>346,048,072</b>	<b>498,550,225</b>	<b>1,215,730,478</b>	<b>2,749,879,785</b>	<b>447,440,680</b>	<b>362,664,650</b>	<b>371,928,211</b>	<b>1,182,033,540</b>	<b>320,202,468</b>	<b>1,076,521,129</b>	<b>1,076,521,129</b>	<b>2,473,244,728</b>	<b>3,855,278,258</b>	<b>6,404,728,330</b>
<b>1211-MINISTÈRE DE LA JUSTICE ET DE LA SÉCURITÉ PUBLIQUE</b>	<b>2,874,239,004</b>	<b>151,595,662</b>	<b>347,845,133</b>	<b>333,919,672</b>	<b>873,669,468</b>	<b>193,357,273</b>	<b>266,572,351</b>	<b>200,153,209</b>	<b>660,082,832</b>	<b>1,333,543,400</b>	<b>255,632,729</b>	<b>184,958,565</b>	<b>176,212,324</b>	<b>610,803,818</b>	<b>153,894,723</b>	<b>753,477,862</b>	<b>753,477,862</b>	<b>1,880,850,448</b>	<b>2,277,654,664</b>	<b>3,811,597,664</b>
<b>TOTAL CREDIT DE FONCTIONNEMENT</b>	<b>2,974,239,804</b>	<b>151,595,662</b>	<b>347,845,133</b>	<b>333,919,672</b>	<b>873,669,468</b>	<b>193,357,273</b>	<b>266,572,351</b>	<b>200,153,209</b>	<b>660,082,832</b>	<b>1,333,543,400</b>	<b>255,632,729</b>	<b>184,958,565</b>	<b>176,212,324</b>	<b>610,803,818</b>	<b>153,894,723</b>	<b>753,477,862</b>	<b>753,477,862</b>	<b>1,880,850,448</b>	<b>2,277,654,664</b>	<b>3,811,597,664</b>
<b>1211-1-11 BUREAU DU MINISTRE</b>	<b>15,148,289</b>	<b>476,651</b>	<b>1,216,371</b>	<b>2,555,823</b>	<b>4,238,651</b>	<b>895,331</b>	<b>1,082,451</b>	<b>1,813,316</b>	<b>3,792,069</b>	<b>6,690,948</b>	<b>566,481</b>	<b>785,681</b>	<b>840,631</b>	<b>2,193,663</b>	<b>956,161</b>	<b>2,924,043</b>	<b>2,924,043</b>	<b>6,804,248</b>	<b>8,997,241</b>	<b>17,048,289</b>
<b>1-DEPENSES DE PERSONNEL</b>	<b>12,098,299</b>	<b>421,651</b>	<b>1,140,651</b>	<b>2,510,629</b>	<b>4,373,131</b>	<b>835,651</b>	<b>950,651</b>	<b>1,687,431</b>	<b>3,703,763</b>	<b>6,676,914</b>	<b>479,461</b>	<b>554,581</b>	<b>1,166,591</b>	<b>2,231,443</b>	<b>848,931</b>	<b>2,305,501</b>	<b>2,305,501</b>	<b>5,459,933</b>	<b>7,661,370</b>	<b>13,738,269</b>
<b>2-DEPENSES DE SERVICES ET CHARGES DIVERSES</b>	<b>1,650,000</b>	<b>0</b>	<b>144,000</b>	<b>0</b>	<b>144,000</b>	<b>0</b>	<b>0</b>	<b>0</b>	<b>0</b>	<b>0</b>	<b>0</b>	<b>0</b>	<b>0</b>	<b>0</b>	<b>0</b>	<b>0</b>	<b>0</b>	<b>0</b>	<b>0</b>	<b>0</b>
<b>3-ACHATS DE BIENS DE CONSOMMATION ET PETIT MATERIELS</b>	<b>600,000</b>	<b>55,000</b>	<b>55,000</b>	<b>55,000</b>	<b>165,000</b>	<b>55,000</b>	<b>55,000</b>	<b>55,000</b>	<b>165,000</b>	<b>330,000</b>	<b>55,000</b>	<b>55,000</b>	<b>55,000</b>	<b>165,000</b>	<b>55,000</b>	<b>55,000</b>	<b>55,000</b>	<b>165,000</b>	<b>330,000</b>	<b>600,000</b>
<b>4-IMMOBILISATION CORPORELLE</b>	<b>400,000</b>	<b>0</b>	<b>302,720</b>	<b>0</b>	<b>302,720</b>	<b>0</b>	<b>0</b>	<b>0</b>	<b>0</b>	<b>302,720</b>	<b>0</b>	<b>0</b>	<b>39,109</b>	<b>58,171</b>	<b>29,066</b>	<b>29,066</b>	<b>29,066</b>	<b>58,171</b>	<b>97,280</b>	<b>400,000</b>
<b>9-AUTRES DEPENSES PUBLIQUES</b>	<b>500,000</b>	<b>0</b>	<b>274,000</b>	<b>0</b>	<b>274,000</b>	<b>0</b>	<b>0</b>	<b>0</b>	<b>0</b>	<b>274,000</b>	<b>0</b>	<b>0</b>	<b>0</b>	<b>0</b>	<b>0</b>	<b>0</b>	<b>0</b>	<b>0</b>	<b>0</b>	<b>0</b>
<b>1211-1-12 DIRECTION GENERALE</b>	<b>117,113,528</b>	<b>5,668,667</b>	<b>10,733,085</b>	<b>11,487,241</b>	<b>28,661,333</b>	<b>7,653,346</b>	<b>7,101,737</b>	<b>8,878,207</b>	<b>23,633,290</b>	<b>51,727,773</b>	<b>6,916,283</b>	<b>8,351,570</b>	<b>7,846,800</b>	<b>23,114,652</b>	<b>8,144,760</b>	<b>35,724,091</b>	<b>35,724,091</b>	<b>79,552,963</b>	<b>102,707,615</b>	<b>154,416,388</b>
<b>1-DEPENSES DE PERSONNEL</b>	<b>78,089,571</b>	<b>5,668,667</b>	<b>5,628,302</b>	<b>10,652,327</b>	<b>22,949,431</b>	<b>5,961,023</b>	<b>5,981,918</b>	<b>6,428,802</b>	<b>18,371,743</b>	<b>40,721,174</b>	<b>6,011,831</b>	<b>5,865,095</b>	<b>6,003,055</b>	<b>17,859,991</b>	<b>8,069,932</b>	<b>11,505,135</b>	<b>11,505,135</b>	<b>23,060,203</b>	<b>48,990,183</b>	<b>87,701,357</b>
<b>2-DEPENSES DE SERVICES ET CHARGES DIVERSES</b>	<b>10,624,525</b>	<b>0</b>	<b>1,219,293</b>	<b>40,340</b>	<b>1,259,633</b>	<b>359,634</b>	<b>413,199</b>	<b>977,234</b>	<b>1,750,126</b>	<b>3,009,760</b>	<b>411,132</b>	<b>463,709</b>	<b>1,014,582</b>	<b>1,889,423</b>	<b>1,029,525</b>	<b>12,907,940</b>	<b>12,907,940</b>	<b>26,845,417</b>	<b>20,734,839</b>	<b>31,744,509</b>
<b>3-ACHATS DE BIENS DE CONSOMMATION ET PETIT MATERIELS</b>	<b>11,262,251</b>	<b>199,255</b>	<b>1,383,990</b>	<b>250,765</b>	<b>1,634,010</b>	<b>588,866</b>	<b>560,839</b>	<b>1,402,656</b>	<b>2,542,355</b>	<b>4,376,306</b>	<b>419,729</b>	<b>571,480</b>	<b>775,914</b>	<b>1,767,119</b>	<b>660,020</b>	<b>2,629,373</b>	<b>2,629,373</b>	<b>5,918,760</b>	<b>7,665,885</b>	<b>12,062,251</b>
<b>4-IMMOBILISATION CORPORELLE</b>	<b>7,677,181</b>	<b>0</b>	<b>1,557,500</b>	<b>211,609</b>	<b>1,769,309</b>	<b>734,762</b>	<b>135,788</b>	<b>69,615</b>	<b>940,165</b>	<b>2,709,474</b>	<b>34,875</b>	<b>1,321,625</b>	<b>53,250</b>	<b>1,409,820</b>	<b>338,775</b>	<b>7,559,556</b>	<b>7,559,556</b>	<b>15,457,888</b>	<b>18,887,708</b>	<b>19,577,181</b>
<b>7-SUBVENTIONS, QUOTES-PARTS ET CONTRIB. ALLOC. INDEMNISATIONS</b>	<b>6,369,900</b>	<b>0</b>	<b>132,000</b>	<b>0</b>	<b>132,000</b>	<b>0</b>	<b>0</b>	<b>0</b>	<b>0</b>	<b>141,000</b>	<b>0</b>	<b>0</b>	<b>0</b>	<b>0</b>	<b>254,450</b>	<b>254,450</b>	<b>0</b>	<b>0</b>	<b>0</b>	<b>0</b>
<b>9-AUTRES DEPENSES PUBLIQUES</b>	<b>1,200,100</b>	<b>0</b>	<b>750,000</b>	<b>0</b>	<b>750,000</b>	<b>0</b>	<b>20,000</b>	<b>0</b>	<b>20,000</b>	<b>770,000</b>	<b>38,720</b>	<b>109,590</b>	<b>0</b>	<b>149,310</b>	<b>46,527</b>	<b>667,631</b>	<b>667,631</b>	<b>1,781,790</b>	<b>1,930,100</b>	<b>2,700,100</b>
<b>1211-2-16- POLICE NATIONALE D'HAITI</b>	<b>2,785,174,849</b>	<b>181,322,268</b>	<b>333,708,197</b>	<b>312,953,453</b>	<b>827,883,937</b>	<b>181,562,263</b>	<b>257,503,833</b>	<b>185,908,941</b>	<b>621,975,067</b>	<b>1,482,608,994</b>	<b>241,024,248</b>	<b>172,927,017</b>	<b>159,796,419</b>	<b>573,747,684</b>	<b>142,548,448</b>	<b>692,959,861</b>	<b>692,959,861</b>	<b>1,528,468,170</b>	<b>2,102,215,854</b>	<b>3,555,174,848</b>
<b>1-DEPENSES DE PERSONNEL</b>	<b>1,862,781,197</b>	<b>117,695,840</b>	<b>120,335,863</b>	<b>227,914,938</b>	<b>465,948,041</b>	<b>142,472,913</b>	<b>128,719,238</b>	<b>130,434,651</b>	<b>401,626,861</b>	<b>867,573,502</b>	<b>141,422,900</b>	<b>133,602,016</b>	<b>130,017,767</b>	<b>411,242,693</b>	<b>129,662,457</b>	<b>232,386,085</b>	<b>232,386,085</b>	<b>594,354,636</b>	<b>1,006,697,321</b>	<b>1,873,170,824</b>
<b>2-DEPENSES DE SERVICES ET CHARGES DIVERSES</b>	<b>40,324,000</b>	<b>500,000</b>	<b>498,792</b>	<b>787,367</b>	<b>1,780,159</b>	<b>201,904</b>	<b>1,257,294</b>	<b>731,826</b>	<b>2,130,935</b>	<b>3,977,094</b>	<b>3,787,969</b>	<b>1,516,693</b>	<b>1,223,501</b>	<b>8,530,152</b>	<b>670,401</b>	<b>40,802,552</b>	<b>40,802,552</b>	<b>82,276,504</b>	<b>88,805,666</b>	<b>92,782,750</b>
<b>3-ACHATS DE BIENS DE CONSOMMATION ET PETIT MATERIELS</b>	<b>629,096,303</b>	<b>63,126,448</b>	<b>162,826,842</b>	<b>57,653,160</b>	<b>283,500,449</b>	<b>16,622,816</b>	<b>102,173,423</b>	<b>30,214,550</b>	<b>149,010,766</b>	<b>432,519,216</b>	<b>69,178,481</b>	<b>31,153,962</b>	<b>20,332,678</b>	<b>140,665,121</b>	<b>9,937,699</b>	<b>314,463,761</b>	<b>314,463,761</b>	<b>638,865,262</b>	<b>779,530,383</b>	<b>1,212,049,598</b>
<b>4-IMMOBILISATION CORPORELLE</b>	<b>75,412,528</b>	<b>0</b>	<b>605,000</b>	<b>0</b>	<b>605,000</b>	<b>3,062,258</b>	<b>1,141,169</b>	<b>2,055,902</b>	<b>6,249,320</b>	<b>8,664,220</b>	<b>30,075</b>	<b>2,302,025</b>	<b>1,115,336</b>	<b>3,447,438</b>	<b>816,339</b>	<b>26,696,330</b>	<b>26,696,330</b>	<b>54,209,100</b>	<b>57,056,539</b>	<b>64,510,656</b>
<b>7-SUBVENTIONS, QUOTES-PARTS ET CONTRIB. ALLOC. INDEMNISATIONS</b>	<b>14,200,000</b>	<b>0</b>	<b>0</b>	<b>5,127,114</b>	<b>5,127,114</b>	<b>0</b>	<b>3,093,574</b>	<b>1,704,072</b>	<b>4,797,646</b>	<b>8,504,700</b>	<b>1,746,892</b>	<b>1,470,261</b>	<b>0</b>	<b>3,217,153</b>	<b>0</b>	<b>7,054,044</b>	<b>7,054,044</b>	<b>14,108,087</b>	<b>17,305,200</b>	<b>27,250,000</b>
<b>9-AUTRES DEPENSES PUBLIQUES</b>	<b>164,410,820</b>	<b>0</b>	<b>49,439,700</b>	<b>21,570,875</b>	<b>71,010,575</b>	<b>18,212,372</b>	<b>21,119,214</b>	<b>20,787,941</b>	<b>61,099,528</b>	<b>132,110,102</b>	<b>4,657,942</b>	<b>2,660,051</b>	<b>1,107,138</b>	<b>8,845,140</b>	<b>1,541,542</b>	<b>71,557,016</b>	<b>71,557,016</b>	<b>144,855,578</b>	<b>153,300,716</b>	<b>265,410,820</b>
<b>1211-2-17-ICREF</b>	<b>25,000,000</b>	<b>4,166,667</b>	<b>0</b>	<b>2,083,333</b>	<b>6,250,000</b>	<b>2,083,333</b>	<b>0</b>	<b>2,083,333</b>	<b>4,166,667</b>	<b>10,416,667</b>	<b>2,083,333</b>	<b>2,083,333</b>	<b>2,083,333</b>	<b>6,250,000</b>	<b>2,083,333</b>	<b>3,125,000</b>	<b>3,125,000</b>	<b>6,250,000</b>	<b>14,583,333</b>	<b>25,000,000</b>
<b>7-SUBVENTIONS, QUOTES-PARTS ET CONTRIB. ALLOC. INDEMNISATIONS</b>	<b>25,000,000</b>	<b>4,166,667</b>	<b>0</b>	<b>2,083,333</b>	<b>6,250,000</b>	<b>2,083,333</b>	<b>0</b>	<b>2,083,333</b>	<b>4,166,667</b>	<b>10,416,667</b>	<b>2,083,333</b>	<b>2,083,333</b>	<b>2,083,333</b>	<b>6,250,000</b>	<b>2,083,333</b>	<b>3,125,000</b>	<b>3,125,000</b>	<b>6,250,000</b>	<b>14,583,333</b>	<b>25,000,000</b>
<b>1211-2-18-BUREAU DU SECRETAIRE D'ETAT A LA SECURITE PUBLIQUE</b>	<b>10,802,939</b>	<b>81,000</b>	<b>201,000</b>	<b>2,717,427</b>	<b>2,999,427</b>	<b>81,000</b>	<b>81,000</b>	<b>81,000</b>	<b>243,000</b>	<b>3,242,427</b>	<b>2,471,458</b>	<b>81,000</b>	<b>2,474,177</b>	<b>5,028,635</b>	<b>81,000</b>	<b>13,794,439</b>	<b>13,794,439</b>	<b>27,669,877</b>	<b>32,696,813</b>	<b>35,938,939</b>
<b>9-AUTRES DEPENSES PUBLIQUES</b>	<b>10,802,939</b>	<b>81,000</b>	<b>201,000</b>	<b>2,717,427</b>	<b>2,999,427</b>	<b>81,000</b>	<b>81,000</b>	<b>81,000</b>	<b>243,000</b>	<b>3,242,427</b>	<b>2,471,458</b>	<b>81,000</b>	<b>2,474,177</b>	<b>5,028,635</b>	<b>81,000</b>	<b>13,794,439</b>	<b>13,794,439</b>	<b>27,669,877</b>	<b>32,696,813</b>	<b>35,938,939</b>
<b>1211-2-19-OFFICE NATIONAL D'IDENTIFICATION</b>	<b>12,000,000</b>	<b>0</b>	<b>1,999,480</b>	<b>0</b>	<b>1,999,480</b>	<b>1,000,000</b>	<b>722,310</b>	<b>650,123</b>	<b>2,372,433</b>	<b>4,371,813</b>	<b>989,926</b>	<b>648,664</b>	<b>1,751,963</b>	<b>3,290,533</b>	<b>0</b>	<b>2,118,767</b>	<b>2,118,767</b>	<b>4,237,534</b>	<b>7,628,087</b>	<b>12,000,000</b>
<b>7-SUBVENTIONS, QUOTES-PARTS ET CONTRIB. ALLOC. INDEMNISATIONS</b>	<b>12,000,000</b>	<b>0</b>	<b>1,999,480</b>	<b>0</b>	<b>1,999,480</b>	<b>1,000,000</b>	<b>722,310</b>	<b>650,123</b>	<b>2,372,433</b>	<b>4,371,813</b>	<b>989,926</b>	<b>648,664</b>	<b>1,751,963</b>	<b>3,290,533</b>	<b>0</b>	<b>2,118,767</b>	<b>2,118,767</b>	<b>4,237,534</b>	<b>7,628,087</b>	<b>12,000,000</b>
<b>1211-2-20-BUREAU DU SECRETAIRE D'ETAT A LA JUSTICE</b>	<b>9,000,000</b>	<b>81,000</b>	<b>81,000</b>	<b>2,112,351</b>	<b>2,274,291</b>	<b>81,000</b>	<b>81,000</b>	<b>738,289</b>	<b>900,289</b>	<b>3,174,680</b>	<b>1,581,000</b>	<b>81,000</b>	<b>1,419,000</b>	<b>3,081,000</b>	<b>81,000</b>	<b>2,831,660</b>	<b>2,831,660</b>	<b>5,744,321</b>	<b>6,825,321</b>	<b>12,000,000</b>
<b>9-AUTRES DEPENSES PUBLIQUES</b>	<b>9,000,000</b>																			

**PROJET DE BUDGET RECTIFICATIF 2006 - 2007**  
**REPARTITION MENSUELLE DES CREDITS DE FONCTIONNEMENT PAR SECTION ET ARTICLE**  
**(INCLUANT LES IMMOBILISATIONS ET LE SERVICE DE LA DETTE)**

	Crédit 06-07	oct 06	nov 06	dec 06	Trim. 1	jan. 07	fév. 07	mars 07	Trim. 2	sem. 1	avr. 07	mai 07	juin 07	Trim. 3	juil. 07	août 07	sept. 07	Trim. 4	sem. 2	Budget Rectificatif 2006-2007
1212-MINISTRE DES HAITIENS VIVANT A L'ETRANGER	35,273,038	2,685,014	1,660,942	5,647,726	9,993,682	2,150,687	1,988,277	2,697,475	6,836,440	16,830,122	2,468,318	3,092,766	2,150,639	7,711,723	2,518,455	7,106,369	7,106,369	16,731,194	34,442,917	41,273,839
TOTAL CREDIT DE FONCTIONNEMENT	35,273,038	2,685,014	1,660,942	5,647,726	9,993,682	2,150,687	1,988,277	2,697,475	6,836,440	16,830,122	2,468,318	3,092,766	2,150,639	7,711,723	2,518,455	7,106,369	7,106,369	16,731,194	34,442,917	41,273,839
1212-1-11 BUREAU DU MINISTRE	11,208,265	1,465,537	330,936	1,487,654	3,284,527	607,929	505,150	1,120,279	2,233,358	5,517,885	1,175,377	1,526,433	524,906	3,230,716	661,878	1,752,776	1,752,776	4,167,428	7,850,145	12,916,636
1-DEPENSES DE PERSONNEL	5,683,265	191,250	209,433	1,250,639	1,651,459	447,150	447,150	447,150	1,341,450	2,992,909	342,150	342,150	342,150	1,026,450	481,150	691,378	691,378	1,863,905	2,890,368	5,833,265
2-DEPENSES DE SERVICES ET CHARGES DIVERSES	2,660,000	1,233,954	63,536	178,845	1,440,335	102,779	0	504,336	607,115	2,063,460	0	219,938	127,038	946,975	109,500	968,920	968,920	2,047,340	2,904,216	4,447,705
3-ACHATS DE BIENS DE CONSOMMATION ET PETIT MATERIELS	955,000	70,733	58,000	58,000	188,733	58,000	58,000	168,793	264,793	471,526	66,477	98,095	55,719	240,291	71,228	85,978	85,978	243,183	483,474	955,000
4-IMMOBILISATION CORPORELLE	1,830,000	0	0	0	0	0	0	0	0	0	750,750	666,250	0	1,617,000	0	6,500	6,500	13,000	1,830,000	1,830,000
1212-1-12 DIRECTION GENERALE	23,944,773	1,219,077	1,330,006	4,160,072	6,709,155	1,542,758	1,483,127	1,577,197	4,603,062	11,312,237	1,288,941	1,566,334	1,625,733	4,481,008	1,856,577	5,353,594	5,353,594	12,563,766	17,044,772	28,357,203
1-DEPENSES DE PERSONNEL	18,716,268	1,136,620	1,128,333	2,735,229	4,972,188	1,424,893	1,266,733	1,287,814	3,979,440	8,951,626	1,044,630	1,241,323	1,455,190	3,771,203	1,481,340	3,754,684	3,754,684	8,990,709	12,781,912	21,713,540
2-DEPENSES DE SERVICES ET CHARGES DIVERSES	2,727,505	31,223	63,958	1,148,273	1,258,454	47,925	41,637	86,456	176,047	1,434,501	58,610	231,291	64,661	354,762	208,699	330,163	330,163	869,226	1,223,968	2,858,489
3-ACHATS DE BIENS DE CONSOMMATION ET PETIT MATERIELS	1,601,000	79,234	115,359	95,944	290,537	17,371	111,239	102,304	230,914	521,451	71,645	67,412	65,987	205,044	76,488	394,009	394,009	854,505	1,088,549	1,591,000
4-IMMOBILISATION CORPORELLE	200,000	0	0	19,997	19,987	0	8,640	0	8,640	28,627	28,835	0	0	28,835	69,650	26,344	26,344	142,538	171,373	200,000
9 AUTRES DEPENSES PUBLIQUES	500,000	0	5,350	162,638	167,988	52,570	54,876	100,592	206,041	376,029	65,161	26,308	9,695	121,164	0	848,393	848,393	1,699,760	1,817,951	2,183,980

**PROJET DE BUDGET RECTIFICATIF 2006 - 2007**  
**REPARTITION MENSUELLE DES CREDITS DE FONCTIONNEMENT PAR SECTION ET ARTICLE**  
**(INCLUANT LES IMMOBILISATIONS ET LE SERVICE DE LA DETTE)**

	Crédit 06-07	oct. 06	nov. 06	déc. 06	Trim. 1	jan. 07	fév. 07	mars 07	Trim. 2	sem. 1	avr. 07	mai 07	juin 07	Trim. 3	juil. 07	août 07	sept. 07	Trim. 4	sem. 2	Budget Rectificatif 2006-2007
<b>1213-MINISTÈRE DES AFFAIRES ÉTRANGÈRES</b>	<b>882,295,344</b>	<b>4,376,389</b>	<b>136,144,639</b>	<b>150,367,420</b>	<b>290,882,449</b>	<b>78,039,436</b>	<b>7,486,460</b>	<b>134,182,710</b>	<b>219,708,606</b>	<b>510,591,055</b>	<b>71,149,453</b>	<b>70,728,386</b>	<b>70,316,462</b>	<b>212,194,301</b>	<b>70,603,146</b>	<b>97,846,895</b>	<b>97,846,895</b>	<b>266,296,837</b>	<b>478,491,238</b>	<b>989,082,293</b>
<b>TOTAL CREDIT DE FONCTIONNEMENT</b>	<b>882,295,344</b>	<b>4,376,389</b>	<b>136,144,639</b>	<b>150,367,420</b>	<b>290,882,449</b>	<b>78,039,436</b>	<b>7,486,460</b>	<b>134,182,710</b>	<b>219,708,606</b>	<b>510,591,055</b>	<b>71,149,453</b>	<b>70,728,386</b>	<b>70,316,462</b>	<b>212,194,301</b>	<b>70,603,146</b>	<b>97,846,895</b>	<b>97,846,895</b>	<b>266,296,837</b>	<b>478,491,238</b>	<b>989,082,293</b>
1213-1-11 BUREAU DU MINISTRE	16,284,355	417,525	753,666	1,440,795	2,611,685	517,092	517,092	1,405,967	2,440,150	5,062,135	1,950,579	772,047	294,572	3,017,197	835,789	5,898,506	5,898,506	12,633,600	15,850,798	20,702,933
1-DEPENSES DE PERSONNEL	7,723,195	417,525	484,858	1,010,675	1,913,058	507,092	507,092	639,492	1,803,675	3,788,733	1,500,292	762,092	284,617	2,547,000	625,634	4,196,003	4,196,003	9,217,840	11,784,840	15,531,573
2-DEPENSES DE SERVICES ET CHARGES DIVERSES	5,120,000	0	252,448	430,120	682,568	10,000	10,000	566,475	586,475	1,269,042	450,287	9,955	9,955	470,197	9,955	952,903	952,903	1,915,760	2,965,958	3,955,000
7-SUBVENTIONS, QUOTES PARTS ET CONTRIB. ALLOC. INDEMNISATIONS	3,441,160	0	16,360	0	16,360	0	0	0	16,360	0	0	0	0	0	0	750,000	750,000	1,500,000	1,500,000	1,618,360
1213-1-12 DIRECTION GÉNÉRALE	866,010,989	3,958,864	135,390,973	148,920,626	288,270,764	77,522,345	6,969,368	132,776,744	217,268,456	505,528,920	69,198,874	69,956,339	70,021,890	209,177,104	69,767,359	91,947,889	91,947,889	253,663,337	462,640,441	968,370,360
1-DEPENSES DE PERSONNEL	54,466,803	3,630,225	3,620,330	7,395,847	15,054,502	4,983,338	4,069,608	4,240,725	12,693,672	27,748,174	4,080,335	3,757,955	5,004,875	12,843,195	4,279,533	12,265,978	12,265,978	28,651,469	41,804,884	69,442,656
2-DEPENSES DE SERVICES ET CHARGES DIVERSES	8,330,260	0	832,574	1,407,535	2,240,110	176,583	215,104	744,532	1,086,220	3,326,329	293,670	0	0	293,670	0	3,053,124	3,053,124	6,106,247	8,999,917	9,726,247
3-ACHATS DE BIENS DE CONSOMMATION ET PETIT MATÉRIELS	5,293,313	0	825,020	274,250	1,099,270	274,250	347,761	491,456	1,023,497	2,122,767	353,336	1,554,205	287,375	2,824,916	274,250	2,053,752	2,053,752	4,381,753	6,008,069	8,729,436
4-IMMOBILISATION CORPORELLE	8,550,000	0	429,435	0	429,435	0	0	536,500	536,500	966,935	31,453	33,706	694,965	760,154	576,094	2,835,593	2,835,593	6,247,279	7,007,433	7,973,368
9-AUTRES DEPENSES PUBLIQUES	793,970,623	120,639	129,483,614	139,942,893	269,447,146	72,758,173	2,316,895	128,653,500	201,920,588	471,375,714	64,410,050	64,610,443	64,034,675	193,056,168	64,637,482	71,719,543	71,719,543	208,076,586	401,131,737	872,507,451

**PROJET DE BUDGET RECTIFICATIF 2006 - 2007**  
**REPARTITION MENSUELLE DES CREDITS DE FONCTIONNEMENT PAR SECTION ET ARTICLE**  
**(INCLUANT LES IMMOBILISATIONS ET LE SERVICE DE LA DETTE)**

	Crédit 06-07	oct 06	nov 06	dec 06	Trim. 1	jan 07	fév 07	mars 07	Trim. 2	sem. 1	avr 07	mai 07	juin 07	Trim. 3	juil 07	août 07	sept 07	Trim. 4	sem. 2	Budget Rectificatif 2006-2007
<b>1214-LA PRÉSIDENTE</b>	<b>508,171,642</b>	<b>34,630,545</b>	<b>43,756,191</b>	<b>66,093,552</b>	<b>144,520,288</b>	<b>42,658,723</b>	<b>37,799,764</b>	<b>43,837,551</b>	<b>123,716,038</b>	<b>268,238,326</b>	<b>46,131,507</b>	<b>46,979,199</b>	<b>41,287,504</b>	<b>134,398,610</b>	<b>37,649,324</b>	<b>65,943,691</b>	<b>65,943,691</b>	<b>169,536,706</b>	<b>303,835,316</b>	<b>572,171,642</b>
<b>TOTAL CREDIT DE FONCTIONNEMENT</b>	<b>508,171,642</b>	<b>34,630,545</b>	<b>43,756,191</b>	<b>66,093,552</b>	<b>144,520,288</b>	<b>42,658,723</b>	<b>37,799,764</b>	<b>43,837,551</b>	<b>123,716,038</b>	<b>268,238,326</b>	<b>46,131,507</b>	<b>46,979,199</b>	<b>41,287,504</b>	<b>134,398,610</b>	<b>37,649,324</b>	<b>65,943,691</b>	<b>65,943,691</b>	<b>169,536,706</b>	<b>303,835,316</b>	<b>572,171,642</b>
<b>1214-1-11 BUREAU DU PRESIDENT</b>	<b>25,799,945</b>	<b>269,275</b>	<b>2,041,333</b>	<b>5,180,058</b>	<b>7,490,666</b>	<b>2,100,538</b>	<b>2,750,025</b>	<b>2,147,338</b>	<b>7,037,902</b>	<b>14,528,668</b>	<b>2,147,338</b>	<b>2,264,338</b>	<b>2,264,338</b>	<b>6,676,015</b>	<b>3,764,338</b>	<b>7,040,064</b>	<b>7,040,064</b>	<b>17,844,466</b>	<b>24,520,481</b>	<b>39,019,049</b>
1-DEPENSES DE PERSONNEL	25,799,945	269,275	2,041,333	5,180,058	7,490,666	2,100,538	2,750,025	2,147,338	7,037,902	14,528,668	2,147,338	2,264,338	2,264,338	6,676,015	3,764,338	7,040,064	7,040,064	17,844,466	24,520,481	39,019,049
<b>1214-1-12 ADMINISTRATION GENERALE</b>	<b>159,308,559</b>	<b>13,951,440</b>	<b>7,630,687</b>	<b>20,015,830</b>	<b>41,597,858</b>	<b>13,641,062</b>	<b>7,949,611</b>	<b>13,621,006</b>	<b>35,211,680</b>	<b>76,809,637</b>	<b>10,337,498</b>	<b>11,107,619</b>	<b>12,985,193</b>	<b>34,490,510</b>	<b>7,658,113</b>	<b>40,530,597</b>	<b>40,530,597</b>	<b>88,789,307</b>	<b>123,219,617</b>	<b>200,069,454</b>
1-DEPENSES DE PERSONNEL	44,482,267	1,709,935	3,016,005	7,212,528	11,808,628	3,323,879	4,434,002	3,664,649	11,422,530	23,281,059	3,567,949	3,567,949	3,567,949	10,703,847	3,893,629	8,930,629	8,930,629	21,699,209	22,373,055	65,734,114
2-DEPENSES DE SERVICES ET CHARGES DIVERSES	84,600,000	4,383,514	4,003,659	8,221,143	16,608,513	5,228,885	1,820,472	8,326,413	15,375,270	31,884,282	5,945,985	6,437,414	8,437,876	20,821,270	3,014,690	21,389,776	21,389,776	45,794,441	66,816,718	69,600,000
3-ACHATS DE BIENS DE CONSOMMATION ET PETIT MATERIELS	15,185,041	2,912,950	503,432	2,293,619	5,710,001	1,369,250	796,305	1,027,517	2,193,072	8,903,073	771,174	990,055	866,975	2,628,214	703,194	1,975,280	1,975,280	4,863,764	7,281,898	16,185,041
4-IMMOBILISATION CORPORELLE	6,000,000	4,837,591	0	67,148	4,904,738	107,630	0	469,037	597,637	5,502,576	0	0	0	0	0	2,993,237	2,993,237	15,998,474	15,998,474	21,499,049
7-SUBVENTIONS QUOTES PARTS ET CONTRIB. ALLOC. INDEMNISATIONS	1,500,000	107,391	107,391	107,391	322,173	112,391	112,391	112,391	337,173	659,346	112,391	112,391	112,391	337,173	112,391	195,545	195,545	503,481	840,854	1,500,000
9 AUTRES DEPENSES PUBLIQUES	6,541,251	0	0	2,114,005	2,114,005	3,498,637	766,441	0	4,285,298	6,399,305	0	0	0	0	59,689	41,130	41,130	141,946	141,946	8,541,251
<b>1214-1-13 SERVICE DE SECURITE DU PALAIS NATIONAL</b>	<b>305,701,100</b>	<b>18,662,693</b>	<b>32,677,334</b>	<b>39,450,828</b>	<b>91,891,155</b>	<b>24,870,286</b>	<b>25,613,291</b>	<b>26,642,370</b>	<b>77,125,647</b>	<b>168,217,102</b>	<b>32,139,834</b>	<b>32,160,206</b>	<b>24,591,535</b>	<b>69,891,676</b>	<b>24,740,036</b>	<b>16,926,193</b>	<b>16,926,193</b>	<b>68,592,422</b>	<b>147,489,699</b>	<b>315,701,100</b>
1-DEPENSES DE PERSONNEL	0	0	0	0	0	0	0	0	0	0	0	0	0	0	5,000,000	5,000,000	10,000,000	10,000,000	10,000,000	
3-ACHATS DE BIENS DE CONSOMMATION ET PETIT MATERIELS	55,104,000	4,592,000	4,592,000	4,592,000	13,776,000	4,592,000	4,592,000	4,592,000	13,776,000	27,552,000	4,592,000	4,592,000	4,592,000	13,776,000	4,592,000	4,592,000	4,592,000	13,776,000	27,552,000	65,104,000
9 AUTRES DEPENSES PUBLIQUES	250,597,100	14,370,933	28,055,334	34,858,828	77,315,155	20,278,286	21,021,291	22,050,370	63,349,647	140,665,102	27,547,834	27,568,206	19,999,535	75,115,676	20,148,036	7,334,193	7,334,193	34,818,422	110,901,699	250,597,100
<b>1214-1-14 DOTATION POUR COMPTE SPECIAL DU PRESIDENT</b>	<b>17,362,038</b>	<b>1,446,837</b>	<b>1,446,837</b>	<b>1,446,837</b>	<b>4,340,510</b>	<b>1,446,837</b>	<b>1,446,837</b>	<b>1,446,837</b>	<b>4,340,510</b>	<b>8,681,019</b>	<b>1,446,837</b>	<b>1,446,837</b>	<b>1,446,837</b>	<b>4,340,510</b>	<b>1,446,837</b>	<b>1,446,837</b>	<b>1,446,837</b>	<b>4,340,510</b>	<b>8,681,019</b>	<b>17,362,038</b>
9 AUTRES DEPENSES PUBLIQUES	17,362,038	1,446,837	1,446,837	1,446,837	4,340,510	1,446,837	1,446,837	1,446,837	4,340,510	8,681,019	1,446,837	1,446,837	1,446,837	4,340,510	1,446,837	1,446,837	1,446,837	4,340,510	8,681,019	17,362,038

**PROJET DE BUDGET RECTIFICATIF 2006 - 2007**  
**REPARTITION MENSUELLE DES CREDITS DE FONCTIONNEMENT PAR SECTION ET ARTICLE**  
**(INCLUANT LES IMMOBILISATIONS ET LE SERVICE DE LA DETTE)**

	Crédit 06-07	oct. 06	nov. 06	dec. 06	Trim. 1	jan. 07	fév. 07	mars. 07	Trim. 2	Sem. 1	avr. 07	mai 07	juin 07	Trim. 3	juil. 07	août. 07	sept. 07	Trim. 4	Sem. 2	Budget Rectificatif 2006-2007
1215-BUREAU DU PREMIER MINISTRE	534,949,000	19,530,958	22,894,344	37,746,209	80,171,510	34,626,930	20,338,871	91,818,426	146,784,228	228,955,738	36,290,951	24,624,226	45,535,907	106,451,084	24,382,719	65,898,715	65,898,715	198,180,148	282,831,232	469,598,970
TOTAL CREDIT DE FONCTIONNEMENT	634,949,090	19,530,958	22,894,344	37,746,209	80,171,510	34,626,930	20,338,871	91,818,426	146,784,228	228,955,738	36,290,951	24,624,226	45,535,907	106,451,084	24,382,719	65,898,715	65,898,715	198,180,148	282,831,232	469,598,970
1215-1-11 BUREAU DU PREMIER MINISTRE	122,769,089	9,497,128	1,274,928	16,642,243	27,417,299	12,021,849	2,582,795	15,315,560	29,919,404	87,336,703	15,086,677	2,497,662	17,486,406	35,080,745	2,866,825	14,569,618	14,569,618	22,006,061	67,006,808	124,423,609
1-DEPENSES DE PERSONNEL	28,892,236	1,734,128	934,928	1,712,397	4,431,453	2,475,045	2,336,795	2,465,212	7,229,052	11,730,505	2,424,611	2,145,662	2,174,945	6,745,218	2,251,795	1,909,584	1,909,584	6,070,959	12,810,181	24,546,896
2-DEPENSES DE SERVICES ET CHARGES DIVERSES	2,700,000	0	0	0	0	0	244,000	625,000	869,000	367,475	0	0	702,000	1,067,475	293,000	250,248	250,248	783,626	1,070,000	2,700,000
3-ACHATS DE BIENS DE CONSOMMATION ET PETIT MATERIELS	3,500,000	290,000	290,000	290,000	870,000	290,000	0	290,000	580,000	1,450,000	290,000	352,000	352,000	594,000	352,000	352,000	352,000	1,056,000	2,056,000	3,500,000
9-AUTRES DEPENSES PUBLIQUES	89,676,823	7,473,000	0	14,642,846	22,115,648	9,256,004	0	11,915,348	21,171,352	43,267,186	12,004,591	0	14,269,461	26,274,062	0	12,057,787	12,057,787	24,115,573	60,968,925	83,678,823
1215-1-12 ADMINISTRATION GENERALE	279,307,479	5,192,175	6,819,116	6,857,168	18,868,479	12,136,592	8,233,584	59,778,495	80,308,991	89,077,489	11,802,023	12,509,451	16,421,997	40,733,471	8,757,211	28,111,384	28,111,384	66,878,879	107,213,469	206,790,800
1-DEPENSES DE PERSONNEL	81,053,979	1,398,842	1,193,097	2,238,138	4,830,077	4,495,118	3,046,199	5,985,162	13,628,479	18,368,568	3,487,572	3,231,339	9,391,860	18,110,871	4,222,114	6,207,940	6,207,940	18,637,935	30,178,869	61,105,422
2-DEPENSES DE SERVICES ET CHARGES DIVERSES	15,860,000	0	1,416,020	0	1,416,020	1,705,321	894,452	0	2,599,772	4,015,792	2,221,376	166,275	1,955,410	4,343,091	361,343	4,370,287	4,370,287	8,101,918	12,444,979	17,960,771
3-ACHATS DE BIENS DE CONSOMMATION ET PETIT MATERIELS	9,400,000	410,000	410,000	916,888	1,436,888	410,000	970,000	410,000	1,790,000	3,226,888	797,532	1,009,629	691,295	2,498,455	719,246	427,705	427,705	1,674,657	4,073,112	7,300,000
4-IMMOBILISATION CORPORELLE	17,803,500	0	0	368,829	368,829	3,871,983	0	0	3,871,983	4,240,811	912,210	3,568,875	0	4,481,085	71,175	4,405,214	4,405,214	8,681,604	13,882,089	17,803,500
7-SUBVENTIONS,QUOTES-PARTS ET CONTRIB.,ALLOCS.,INDEMNISATIONS	5,000,000	0	416,666	250,000	666,666	270,748	0	0	270,748	637,414	0	150,000	0	150,000	0	24,816,901	24,816,901	49,633,802	49,633,802	50,721,216
9-AUTRES DEPENSES PUBLIQUES	165,600,000	3,383,333	3,383,333	3,383,333	10,149,999	1,383,333	3,383,333	53,383,333	58,149,999	68,299,999	4,383,333	4,383,333	4,383,333	12,149,999	3,383,333	-11,116,665	-11,116,665	-16,849,997	-5,890,999	62,800,000
1215-1-14-CEFOPOP	9,492,838	298,738	359,690	610,592	1,289,019	843,202	585,916	600,967	2,029,885	3,298,704	725,555	598,286	855,892	2,179,732	547,038	1,663,732	1,663,732	3,974,600	6,164,534	8,482,838
1-DEPENSES DE PERSONNEL	6,245,148	260,414	297,893	471,075	1,029,382	279,154	263,456	351,497	894,107	1,923,489	550,081	344,832	341,790	1,236,702	341,790	1,372,084	1,372,084	3,065,957	4,322,669	6,245,148
2-DEPENSES DE SERVICES ET CHARGES DIVERSES	1,505,000	2,920	13,725	81,800	90,445	379,300	320,000	51,955	751,255	849,700	83,229	43,750	174,964	301,835	40,000	156,683	156,683	393,989	595,900	1,505,000
3-ACHATS DE BIENS DE CONSOMMATION ET PETIT MATERIELS	1,009,840	35,403	35,403	35,403	108,210	35,403	0	70,806	108,209	212,419	35,403	76,203	216,710	328,323	265,248	101,925	101,925	489,096	797,421	1,009,840
4-IMMOBILISATION CORPORELLE	302,950	0	4,660	21,354	20,034	71,816	2,460	0	74,276	100,310	0	16,130	122,422	138,552	32,044	32,044	32,044	64,088	102,140	302,950
9-AUTRES DEPENSES PUBLIQUES	369,000	0	7,988	960	8,948	77,529	0	126,308	203,837	212,785	56,850	117,370	0	174,220	997	997	997	1,761,815	369,000	
1215-2-16-CONSEIL DE MODERNISATION DES ENTREPRISES PUBLIQUES	15,604,610	0	2,600,768	3,666,520	6,267,288	1,833,260	1,833,260	1,833,260	5,499,780	11,787,068	1,833,260	1,833,260	0	8,095,520	0	6,085,511	6,085,511	12,171,022	18,837,843	27,604,610
7-SUBVENTIONS,QUOTES-PARTS ET CONTRIB.,ALLOCS.,INDEMNISATIONS	15,604,610	0	2,600,768	3,666,520	6,267,288	1,833,260	1,833,260	1,833,260	5,499,780	11,787,068	1,833,260	1,833,260	0	8,095,520	0	6,085,511	6,085,511	12,171,022	18,837,843	27,604,610
1215-2-17-COMMISSION NATIONALE DE LUTTE CONTRE LA DROGUE	20,300,000	0	0	3,383,333	3,383,333	0	0	5,075,000	6,075,000	8,488,333	0	0	2,968,695	2,968,695	2,684,681	2,344,146	2,344,146	7,772,972	10,341,687	16,800,000
7-SUBVENTIONS,QUOTES-PARTS ET CONTRIB.,ALLOCS.,INDEMNISATIONS	20,300,000	0	0	3,383,333	3,383,333	0	0	5,075,000	6,075,000	8,488,333	0	0	2,968,695	2,968,695	2,684,681	2,344,146	2,344,146	7,772,972	10,341,687	16,800,000
1215-2-18-BUREAU DE L'ORDONNATEUR NATIONAL	14,615,004	1,209,584	2,006,509	0	3,218,092	1,209,584	1,209,584	1,209,584	3,628,751	6,844,843	1,209,584	1,209,584	1,209,584	3,628,751	1,209,584	1,415,913	1,415,913	4,041,410	7,076,181	14,615,004
7-SUBVENTIONS,QUOTES-PARTS ET CONTRIB.,ALLOCS.,INDEMNISATIONS	14,615,004	1,209,584	2,006,509	0	3,218,092	1,209,584	1,209,584	1,209,584	3,628,751	6,844,843	1,209,584	1,209,584	1,209,584	3,628,751	1,209,584	1,415,913	1,415,913	4,041,410	7,076,181	14,615,004
1215-2-19-COMM. NATIONALE INTERMEDIAIRE DE PASSATION DE MARCHES	30,000,000	0	5,000,000	2,500,000	7,500,000	2,500,000	2,500,000	2,488,138	7,488,138	14,888,138	2,300,520	1,892,652	2,500,000	6,693,172	4,134,048	2,092,321	2,092,321	8,318,890	10,011,882	30,000,000
7-SUBVENTIONS,QUOTES-PARTS ET CONTRIB.,ALLOCS.,INDEMNISATIONS	30,000,000	0	5,000,000	2,500,000	7,500,000	2,500,000	2,500,000	2,488,138	7,488,138	14,888,138	2,300,520	1,892,652	2,500,000	6,693,172	4,134,048	2,092,321	2,092,321	8,318,890	10,011,882	30,000,000
1215-2-20-BUREAU DE GESTION DES MILITAIRES DEMOBILISES	9,000,000	0	1,500,000	750,000	2,250,000	750,000	0	2,184,490	2,934,490	5,184,490	0	750,000	750,000	1,500,000	750,000	1,782,755	1,782,755	4,315,510	6,816,610	11,000,000
7-SUBVENTIONS,QUOTES-PARTS ET CONTRIB.,ALLOCS.,INDEMNISATIONS	9,000,000	0	1,500,000	750,000	2,250,000	750,000	0	2,184,490	2,934,490	5,184,490	0	750,000	750,000	1,500,000	750,000	1,782,755	1,782,755	4,315,510	6,816,610	11,000,000
1215-2-21-CONSEIL SUPERIEUR DE LA POLICE NATIONALE	40,000,000	3,333,333	3,333,333	3,333,333	9,999,999	3,333,333	3,333,333	3,333,333	9,999,999	19,999,998	3,333,333	3,333,333	3,333,333	9,999,999	3,333,333	6,833,335	6,833,335	17,000,000	27,000,000	47,000,000
9-AUTRES DEPENSES PUBLIQUES	40,000,000	3,333,333	3,333,333	3,333,333	9,999,999	3,333,333	3,333,333	3,333,333	9,999,999	19,999,998	3,333,333	3,333,333	3,333,333	9,999,999	3,333,333	6,833,335	6,833,335	17,000,000	27,000,000	47,000,000

**PROJET DE BUDGET RECTIFICATIF 2006 - 2007**  
**REPARTITION MENSUELLE DES CREDITS DE FONCTIONNEMENT PAR SECTION ET ARTICLE**  
**(INCLUANT LES IMMOBILISATIONS ET LE SERVICE DE LA DETTE)**

	Crédit 06-07	oct. 06	nov. 06	dec. 06	Trim. 1	jan. 07	fév. 07	mars. 07	Trim. 2	sem. 1	avr. 07	mai 07	juin 07	Trim. 3	juil. 07	août. 07	sept. 07	Trim. 4	sem. 2	Budget Rectificatif 2006-2007
<b>1216-MINISTÈRE DE L'INTERIEUR ET DES COLLECTIVITES TERRITORIALES</b>	<b>382,287,398</b>	<b>13,332,484</b>	<b>87,462,243</b>	<b>33,506,162</b>	<b>134,300,889</b>	<b>20,899,131</b>	<b>11,862,349</b>	<b>25,840,754</b>	<b>58,602,235</b>	<b>102,903,124</b>	<b>35,767,721</b>	<b>32,281,807</b>	<b>36,424,975</b>	<b>104,474,503</b>	<b>31,154,100</b>	<b>86,247,598</b>	<b>86,247,598</b>	<b>203,648,265</b>	<b>303,173,708</b>	<b>301,258,822</b>
<b>TOTAL CREDIT DE FONCTIONNEMENT</b>	<b>382,287,398</b>	<b>13,332,484</b>	<b>87,462,243</b>	<b>33,506,162</b>	<b>134,300,889</b>	<b>20,899,131</b>	<b>11,862,349</b>	<b>25,840,754</b>	<b>58,602,235</b>	<b>102,903,124</b>	<b>35,767,721</b>	<b>32,281,807</b>	<b>36,424,975</b>	<b>104,474,503</b>	<b>31,154,100</b>	<b>86,247,598</b>	<b>86,247,598</b>	<b>203,648,265</b>	<b>303,173,708</b>	<b>301,258,822</b>
<b>1216-1-11 BUREAU DU MINISTRE</b>	<b>42,403,450</b>	<b>3,067,185</b>	<b>989,786</b>	<b>1,090,773</b>	<b>5,147,744</b>	<b>1,309,899</b>	<b>1,020,671</b>	<b>4,757,735</b>	<b>7,088,304</b>	<b>12,236,048</b>	<b>3,313,742</b>	<b>4,162,328</b>	<b>4,069,828</b>	<b>11,866,899</b>	<b>4,435,830</b>	<b>9,129,580</b>	<b>9,129,580</b>	<b>22,694,589</b>	<b>28,200,000</b>	<b>48,486,536</b>
1-DEPENSES DE PERSONNEL	5,839,450	297,707	415,968	845,533	1,559,208	430,635	439,635	516,660	1,379,929	2,030,237	434,135	500,068	499,804	1,434,008	529,637	1,622,428	1,622,428	4,174,693	4,996,000	8,547,630
2-DEPENSES DE SERVICES ET CHARGES DIVERSES	6,224,000	647,279	498,818	170,140	1,318,236	217,682	448,388	164,075	830,345	2,146,581	254,582	281,955	824,720	1,381,258	208,746	1,696,208	1,696,208	4,001,182	4,990,418	7,509,000
3-ACHATS DE BIENS DE CONSOMMATION ET PETIT MATERIELS	1,740,000	122,200	75,000	75,000	272,200	374,397	75,000	75,000	524,387	796,697	84,721	75,000	75,000	234,721	75,000	366,841	366,841	808,682	1,040,400	1,840,000
4-IMMOBILISATION CORPORELLE	600,000	0	0	0	0	159,120	0	0	159,120	159,120	0	0	0	0	375,812	32,534	32,534	440,880	440,880	600,000
7-SUBVENTIONS,QUOTES-PARTS ET CONTRIB.,ALOC.,INDEMNISATIONS	4,000,000	0	0	0	0	0	0	0	0	0	0	750,000	150,000	900,000	700,000	1,200,000	1,200,000	3,100,000	4,000,000	4,000,000
9-AUTRES DEPENSES PUBLIQUES	24,000,000	2,000,000	0	0	2,000,000	127,865	86,843	4,003,000	4,194,513	8,194,513	2,540,305	2,555,305	2,540,305	7,636,915	2,546,435	3,811,568	3,811,568	10,189,572	17,896,487	24,000,000
<b>1216-1-12 DIRECTION GENERALE</b>	<b>237,893,948</b>	<b>10,065,299</b>	<b>71,232,736</b>	<b>18,186,897</b>	<b>98,484,933</b>	<b>12,003,675</b>	<b>10,276,803</b>	<b>13,310,592</b>	<b>36,691,070</b>	<b>136,076,003</b>	<b>17,409,410</b>	<b>20,085,222</b>	<b>24,112,719</b>	<b>81,607,381</b>	<b>18,045,843</b>	<b>60,575,664</b>	<b>60,575,664</b>	<b>138,187,171</b>	<b>262,394,828</b>	<b>245,880,825</b>
1-DEPENSES DE PERSONNEL	118,552,923	8,215,853	6,348,679	16,481,817	33,048,349	9,456,523	9,043,492	9,227,144	27,727,159	60,773,508	8,994,070	9,794,726	13,629,059	32,417,885	13,210,662	33,825,129	33,825,129	80,800,919	114,976,194	174,051,692
2-DEPENSES DE SERVICES ET CHARGES DIVERSES	22,180,000	177,050	1,243,531	536,250	1,958,631	903,862	652,784	1,052,684	2,609,529	4,588,380	1,598,713	2,791,277	3,274,440	7,664,431	2,204,522	24,626,034	24,626,034	51,456,589	69,121,000	83,887,360
3-ACHATS DE BIENS DE CONSOMMATION ET PETIT MATERIELS	14,490,000	1,302,324	736,791	679,508	2,718,623	1,209,463	545,963	1,914,651	3,870,076	8,388,696	1,363,034	1,213,231	1,131,170	3,707,405	1,199,839	1,667,014	1,667,014	4,533,667	6,081,801	14,830,000
4-IMMOBILISATION CORPORELLE	4,500,000	370,073	903,735	489,323	1,783,130	358,828	0	171,600	530,428	2,293,658	0	1,058,344	3,040	1,061,384	5,920	1,319,569	1,319,569	2,845,068	3,708,440	8,000,000
7-SUBVENTIONS,QUOTES-PARTS ET CONTRIB.,ALOC.,INDEMNISATIONS	1,800,000	0	0	0	0	0	0	0	0	0	0	240,350	75,000	315,350	1,425,500	29,575	29,575	1,484,650	1,800,000	1,800,000
9-AUTRES DEPENSES PUBLIQUES	76,131,025	0	60,000,000	0	60,000,000	75,000	34,565	944,314	1,053,679	81,053,679	5,453,593	4,987,294	6,000,000	18,440,887	0	691,656	691,656	1,703,312	14,087,314	76,711,453
<b>1216-2-15 OSAMH</b>	<b>2,400,000</b>	<b>200,000</b>	<b>200,000</b>	<b>-117,000</b>	<b>283,000</b>	<b>189,470</b>	<b>114,875</b>	<b>376,340</b>	<b>660,685</b>	<b>963,685</b>	<b>0</b>	<b>188,170</b>	<b>376,340</b>	<b>664,510</b>	<b>376,340</b>	<b>247,733</b>	<b>247,733</b>	<b>871,805</b>	<b>1,406,919</b>	<b>2,400,000</b>
7-SUBVENTIONS,QUOTES-PARTS ET CONTRIB.,ALOC.,INDEMNISATIONS	2,400,000	200,000	200,000	-117,000	283,000	189,470	114,875	376,340	660,685	963,685	0	188,170	376,340	664,510	376,340	247,733	247,733	871,805	1,406,919	2,400,000
<b>1216-2-17 SMCRS</b>	<b>100,000,000</b>	<b>0</b>	<b>15,039,721</b>	<b>14,345,491</b>	<b>25,385,212</b>	<b>7,396,088</b>	<b>450,000</b>	<b>7,396,088</b>	<b>15,242,175</b>	<b>44,627,387</b>	<b>15,044,569</b>	<b>7,846,088</b>	<b>7,846,088</b>	<b>30,736,744</b>	<b>8,296,088</b>	<b>16,294,621</b>	<b>16,294,621</b>	<b>40,885,330</b>	<b>71,882,878</b>	<b>116,249,461</b>
7-SUBVENTIONS,QUOTES-PARTS ET CONTRIB.,ALOC.,INDEMNISATIONS	100,000,000	0	15,039,721	14,345,491	29,385,212	7,396,088	450,000	7,396,088	15,242,175	44,627,387	15,044,569	7,846,088	7,846,088	30,736,744	8,296,088	16,294,621	16,294,621	40,885,330	71,882,878	116,249,461



**PROJET DE BUDGET RECTIFICATIF 2006 - 2007**  
**REPARTITION MENSUELLE DES CREDITS DE FONCTIONNEMENT PAR SECTION ET ARTICLE**  
**(INCLUANT LES IMMOBILISATIONS ET LE SERVICE DE LA DETTE)**

	Crédit 06-07	oct 06	nov 06	dec 06	Trim. 1	jan 07	fév 07	mars 07	Trim. 2	sem. 1	avr 07	mai 07	juin 07	Trim. 3	juil 07	août 07	sept 07	Trim. 4	sem. 2	Budget Rectificatif 2006-2007
13-SECTEUR SOCIAL	5,438,899,756	26,370,133	440,089,707	399,271,068	866,790,908	443,982,835	123,635,428	540,884,872	1,108,903,154	1,874,234,063	299,450,641	245,591,520	411,976,540	957,018,701	600,011,693	1,126,957,203	1,126,957,203	2,863,826,289	3,870,846,600	5,785,179,863
1311-MINISTÈRE DE L'ÉDUCATION NATIONALE ET DE LA FORMATION PROFESSIONNELLE	3,806,398,231	10,461,527	300,019,806	196,665,964	507,147,226	300,719,978	49,164,232	345,296,690	696,190,810	1,202,328,106	179,870,217	136,465,086	272,523,366	588,858,899	460,171,013	901,300,972	901,300,972	2,262,772,867	2,851,631,858	4,883,888,783
TOTAL CREDIT DE FONCTIONNEMENT	3,806,398,231	10,461,527	300,019,806	196,665,964	507,147,226	300,719,978	49,164,232	345,296,690	696,190,810	1,202,328,106	179,870,217	136,465,086	272,523,366	588,858,899	460,171,013	901,300,972	901,300,972	2,262,772,867	2,851,631,858	4,883,888,783
1311-1-11 BUREAU DU MINISTRE	402,438,789	974,597	874,278	6,494,585	8,243,460	3,852,393	3,531,485	34,054,271	41,438,190	49,791,010	3,861,915	3,643,432	29,678,045	37,183,292	51,279,553	94,589,607	94,589,607	240,458,787	277,842,198	327,423,789
1-DEPENSES DE PERSONNEL	23,185,350	205,165	507,859	5,040,088	5,752,911	2,003,400	3,058,112	2,472,036	7,533,547	13,298,459	1,891,898	2,167,182	1,755,845	5,784,925	444,953	15,827,007	15,827,007	32,098,966	37,883,892	51,170,950
2-DEPENSES DE SERVICES ET CHARGES DIVERSES	2,810,000	0	153,354	0	153,354	319,302	122,650	420,500	882,652	1,010,008	140,400	299,250	0	378,650	0	608,672	608,672	1,217,344	1,381,894	2,810,000
3-ACHATS DE BIENS DE CONSOMMATION ET PETIT MATERIELS	360,000	0	0	4,935	4,935	0	13,660	4,538	18,396	23,311	4,617	0	0	4,617	0	1,168,026	1,168,026	2,332,053	2,338,870	2,360,000
4-IMMOBILISATION CORPORELLE	250,000	56,433	53,265	0	111,899	19,691	75,164	0	94,866	206,553	0	0	0	0	0	21,724	21,724	43,447	43,447	250,000
7-SUBVENTIONS, QUOTES PARTS ET CONTRIB. ALLOC. INDEMNISATIONS	370,000,000	90,000	160,000	250,000	500,000	1,510,000	261,500	28,157,200	29,928,700	30,428,700	1,835,000	1,240,000	27,942,200	31,017,200	50,834,600	76,359,750	76,359,750	233,554,100	234,671,900	265,000,000
9-AUTRES DEPENSES PUBLIQUES	6,033,419	621,000	0	1,199,583	1,520,583	0	0	3,000,000	3,000,000	4,820,563	0	0	0	0	0	606,428	606,428	1,212,857	1,212,857	6,033,419
1311-1-12 DIRECTION GENERALE	3,202,447,893	8,344,944	276,617,616	168,169,457	453,132,017	284,838,365	40,591,530	286,531,259	611,562,155	1,065,094,172	159,872,007	118,823,394	229,616,368	508,311,729	383,280,232	780,467,046	780,467,046	1,850,314,324	2,480,828,002	3,823,820,224
1-DEPENSES DE PERSONNEL	2,056,838,374	853,939	252,878,726	137,106,912	390,839,578	244,025,292	10,700,455	271,588,634	526,352,551	917,192,130	142,755,239	36,875,341	185,825,598	305,238,179	297,513,912	409,051,418	409,051,418	1,115,619,747	1,480,882,828	2,389,045,056
2-DEPENSES DE SERVICES ET CHARGES DIVERSES	144,418,849	795,110	1,750,331	6,371,476	8,916,968	7,478,665	3,493,936	493,538	11,409,339	20,380,307	9,247,379	1,065,753	1,899,794	12,212,825	5,212,442	52,846,248	52,846,248	110,806,834	123,118,800	143,505,186
3-ACHATS DE BIENS DE CONSOMMATION ET PETIT MATERIELS	41,441,340	771,755	1,248,795	2,692,039	4,712,589	1,460,483	1,472,124	1,309,258	4,241,845	8,954,434	3,575,562	438,125	682,568	4,699,253	1,331,749	13,219,618	13,219,618	27,770,955	32,487,238	41,421,872
4-IMMOBILISATION CORPORELLE	105,183,468	2,584,140	9,162,821	14,452,030	28,598,991	2,261,389	4,052,590	1,118,843	7,452,822	34,051,813	278,201	1,453,102	8,553,152	10,284,455	3,372,856	18,737,172	18,737,172	40,847,200	51,131,865	85,163,468
7-SUBVENTIONS, QUOTES PARTS ET CONTRIB. ALLOC. INDEMNISATIONS	650,484,862	2,940,000	11,576,891	7,547,000	22,083,891	29,555,357	20,872,425	12,017,616	62,445,698	84,509,489	4,015,826	17,038,533	13,401,358	34,455,517	4,510,033	263,494,687	263,494,687	531,499,857	565,956,373	650,484,862
9-AUTRES DEPENSES PUBLIQUES	205,000,000	0	0	0	0	0	0	0	0	0	0	0	0	0	77,338,191	23,117,704	23,117,704	123,573,600	205,000,000	205,000,000
1311-2-13-BUREAU DE L'ALPHABETISATION	55,813,880	527,841	5,513,137	5,732,885	11,773,863	3,748,407	4,680,886	6,560,428	14,889,722	26,783,685	4,748,333	4,835,666	4,725,583	14,307,682	5,670,937	5,536,288	5,536,288	16,742,613	31,809,186	57,813,880
1-DEPENSES DE PERSONNEL	39,533,091	227,193	4,502,093	4,907,519	9,836,604	3,157,817	1,988,869	4,930,596	10,077,202	19,714,106	3,285,840	3,041,410	3,720,495	10,047,245	3,132,843	4,319,198	4,319,198	11,771,240	21,818,885	41,533,091
2-DEPENSES DE SERVICES ET CHARGES DIVERSES	8,500,000	19,019	727,394	297,160	963,573	190,637	1,553,468	870,959	2,621,323	3,574,896	837,757	577,792	596,046	2,012,244	1,373,365	789,747	789,747	2,912,880	4,025,104	8,500,000
3-ACHATS DE BIENS DE CONSOMMATION ET PETIT MATERIELS	3,681,289	277,530	211,905	395,118	884,583	287,100	352,450	251,768	891,328	1,775,882	575,902	468,750	323,156	1,365,808	211,800	163,900	163,900	639,600	1,305,408	3,681,289
4-IMMOBILISATION CORPORELLE	2,900,000	0	53,265	123,088	178,353	106,593	535,423	215,775	857,792	1,034,145	35,334	295,177	85,238	415,748	945,029	252,539	252,539	1,450,107	1,865,866	2,900,000
7-SUBVENTIONS, QUOTES PARTS ET CONTRIB. ALLOC. INDEMNISATIONS	200,000	0	18,483	100,000	118,480	0	65,000	0	65,000	183,480	11,500	0	0	11,500	0	2,510	2,510	5,020	18,520	200,000

**PROJET DE BUDGET RECTIFICATIF 2006 - 2007**  
**REPARTITION MENSUELLE DES CREDITS DE FONCTIONNEMENT PAR SECTION ET ARTICLE**  
**(INCLUANT LES IMMOBILISATIONS ET LE SERVICE DE LA DETTE)**

	Crédit 06-07	oct. 06	nov. 06	dec. 06	Trim. 1	jan. 07	fév. 07	mars. 07	Trim. 2	sem. 1	avr. 07	mai 07	juin 07	Trim. 3	juil. 07	août 07	sept. 07	Trim. 4	sem. 2	Budget Rectificatif 2006-2007
9 AUTRES DEPENSES PUBLIQUES	999,500	4,200	0	0	4,200	0	185,646	291,331	476,977	481,177	0	454,537	0	454,537	7,000	28,393	28,393	63,780	618,923	699,500
1311-2-15-COMMISS. NATIONALE DE COOPERATION AVEC L'UNESCO	10,348,842	152,294	548,823	1,477,568	2,178,625	761,417	232,830	1,087,956	2,142,243	4,320,667	701,529	1,265,108	809,096	2,776,133	912,272	1,373,385	1,373,385	3,659,042	6,435,176	10,786,013
1-DEPENSES DE PERSONNEL	8,122,437	67,500	475,317	1,383,964	1,931,781	632,552	188,333	938,715	1,819,601	3,751,322	601,758	905,248	618,431	2,185,438	724,908	984,665	984,665	2,694,211	4,879,696	6,881,037
2-DEPENSES DE SERVICES ET CHARGES DIVERSES	1,124,430	17,121	2,500	20,944	40,564	50,765	35,964	29,103	116,632	158,207	10,532	226,163	121,191	357,911	42,600	268,761	268,761	580,123	605,034	1,094,430
3-ACHATS DE BIENS DE CONSOMMATION ET PETIT MATERIELS	1,012,075	67,673	71,006	67,600	208,279	78,130	68,532	71,147	217,810	424,069	78,639	73,673	69,473	221,765	144,763	110,719	110,719	905,201	587,869	1,012,075
4-IMMOBILISATION CORPORELLE	60,000	0	0	0	0	0	0	0	0	0	0	0	0	0	0	0	0	0	0	0
7-SUBVENTIONS QUOTES-PARTS ET CONTRIB. ALLOC. INDEMNISATIONS	40,000	0	0	0	0	0	0	11,000	-11,000	-11,000	11,000	0	0	11,000	0	9,250	9,250	18,500	28,500	18,500
1311-2-17-INSTITUT NATIONAL DE FORMATION PROFESSIONNELLE	130,758,028	481,750	16,465,562	14,791,529	31,718,231	7,518,365	67,500	17,062,676	24,648,540	56,267,772	10,688,063	7,897,525	7,634,275	26,279,863	13,028,918	17,540,742	17,540,742	48,110,400	74,090,987	130,758,028
1-DEPENSES DE PERSONNEL	110,238,897	241,053	15,225,705	14,426,269	29,652,157	7,518,365	67,500	17,062,531	24,648,296	54,499,554	6,275,776	7,758,675	7,634,275	23,728,028	8,070,365	12,678,192	12,678,192	33,428,760	67,198,694	111,656,249
2-DEPENSES DE SERVICES ET CHARGES DIVERSES	4,870,952	50,815	147,377	223,208	421,399	0	0	91,635	91,635	618,035	530,454	138,650	0	689,104	0	1,814,425	1,814,425	3,828,800	4,237,813	4,870,952
3-ACHATS DE BIENS DE CONSOMMATION ET PETIT MATERIELS	3,498,000	95,000	132,870	95,000	322,870	0	0	629,423	529,423	652,293	197,320	0	0	197,320	0	1,351,669	1,351,669	2,703,337	2,650,707	3,753,000
4-IMMOBILISATION CORPORELLE	2,250,000	74,853	950,000	66,953	1,121,805	0	0	618,914	-618,914	502,891	260,504	0	0	260,504	0	956,607	956,607	1,913,213	3,193,717	2,698,605
5-IMMOBILISATION INCORPORELLE	100,000	0	0	0	0	0	0	0	0	0	0	0	0	0	0	50,000	50,000	100,000	100,000	100,000
7-SUBVENTIONS QUOTES-PARTS ET CONTRIB. ALLOC. INDEMNISATIONS	1,800,000	0	0	0	0	0	0	0	0	0	0	0	0	0	0	820,000	820,000	1,240,000	1,240,000	1,240,000
9 AUTRES DEPENSES PUBLIQUES	8,000,090	0	0	0	0	0	0	0	0	0	1,434,000	0	0	1,434,000	4,968,533	69,851	69,851	5,098,235	6,502,235	6,502,235
1311-2-18-OFFICE NATIONAL DE PARTENARIAT	3,587,608	0	0	0	0	0	0	0	0	0	0	0	0	0	0	1,793,904	1,793,904	3,587,608	3,587,608	3,587,608
7-SUBVENTIONS QUOTES-PARTS ET CONTRIB. ALLOC. INDEMNISATIONS	3,587,608	0	0	0	0	0	0	0	0	0	0	0	0	0	0	1,793,904	1,793,904	3,587,608	3,587,608	3,587,608

PROJET DE BUDGET RECTIFICATIF 2006 - 2007
REPARTITION MENSUELLE DES CREDITS DE FONCTIONNEMENT PAR SECTION ET ARTICLE
(INCLUANT LES IMMOBILISATIONS ET LE SERVICE DE LA DETTE)

Table with multiple columns representing months (oct 06 to sept 07) and quarterly totals (Trim. 1-4). Rows list various budget items such as 'TOTAL CREDIT DE FONCTIONNEMENT', 'DEPENSES DE PERSONNEL', 'ACHATS DE BIENS DE CONSOMMATION ET PETIT MATERIELS', etc.

**PROJET DE BUDGET RECTIFICATIF 2006 - 2007**  
**REPARTITION MENSUELLE DES CREDITS DE FONCTIONNEMENT PAR SECTION ET ARTICLE**  
**(INCLUANT LES IMMOBILISATIONS ET LE SERVICE DE LA DETTE)**

	Crédit 06-07	oct. 06	nov. 06	dec. 06	Trim. 1	jan. 07	fév. 07	mars 07	Trim. 2	sem. 1	avr. 07	mai 07	juin 07	Trim. 3	juil. 07	août 07	sept. 07	Trim. 4	sem. 2	Budget Rectificatif 2006-2007
<b>1313-MINISTÈRE DE LA SANTÉ PUBLIQUE ET DE LA POPULATION</b>	<b>1,180,819,206</b>	<b>1,628,869</b>	<b>119,957,332</b>	<b>143,404,376</b>	<b>264,990,576</b>	<b>107,784,716</b>	<b>49,735,427</b>	<b>154,244,476</b>	<b>311,764,618</b>	<b>676,795,195</b>	<b>81,332,705</b>	<b>69,999,218</b>	<b>105,656,377</b>	<b>256,988,299</b>	<b>98,623,186</b>	<b>115,776,264</b>	<b>115,776,264</b>	<b>330,176,714</b>	<b>697,144,819</b>	<b>1,163,819,206</b>
<b>TOTAL CREDIT DE FONCTIONNEMENT</b>	<b>1,150,819,206</b>	<b>1,628,869</b>	<b>119,957,332</b>	<b>143,404,376</b>	<b>264,990,576</b>	<b>107,784,716</b>	<b>49,735,427</b>	<b>154,244,476</b>	<b>311,764,618</b>	<b>676,795,195</b>	<b>81,332,705</b>	<b>69,999,218</b>	<b>105,656,377</b>	<b>256,988,299</b>	<b>98,623,186</b>	<b>115,776,264</b>	<b>115,776,264</b>	<b>330,176,714</b>	<b>697,144,819</b>	<b>1,163,819,206</b>
1313-1-11 BUREAU DU MINISTRE	19,248,646	269,000	1,894,586	1,014,525	3,188,111	1,325,304	985,185	2,148,278	4,458,787	7,646,878	872,250	1,820,858	1,436,856	4,129,964	2,299,765	3,822,052	3,822,052	8,943,869	16,070,834	21,720,711
1-DEPENSES DE PERSONNEL	9,199,846	101,000	992,596	991,800	2,065,996	392,750	214,650	1,132,608	1,740,008	3,825,404	404,783	567,900	644,704	1,717,368	648,275	3,115,950	3,115,950	6,878,174	8,990,882	12,420,898
2-DEPENSES DE SERVICES ET CHARGES DIVERSES	5,337,000	168,000	901,990	32,725	1,102,715	932,554	0	799,033	1,725,587	2,628,302	53,815	360,938	389,600	804,353	521,975	251,933	251,933	1,025,841	1,830,170	4,658,496
3-ACHATS DE BIENS DE CONSOMMATION ET PETIT MATERIELS	835,000	0	0	0	0	0	0	119,220	119,220	119,220	98,760	21,770	117,515	228,045	429,040	74,348	74,348	677,795	818,700	335,000
4-IMMOBILISATION CORPORELLE	275,000	0	0	0	0	0	0	0	0	0	0	0	5,037	5,037	0	100,606	100,606	201,213	818,500	206,250
7-SUBVENTIONS,QUOTES-PARTS ET CONTRIB.,ALLOCS.,INDEMNISATIONS	1,000,000	0	0	0	0	0	0	0	0	0	314,892	226,250	280,000	821,142	74,750	52,054	52,054	178,856	1,000,000	1,000,000
9-AUTRES DEPENSES PUBLIQUES	2,600,000	0	0	0	0	0	770,535	103,417	873,952	873,952	0	544,000	0	544,000	627,725	227,162	227,162	1,082,049	1,806,848	2,500,000
1313-1-12 DIRECTION GENERALE	1,126,222,790	1,312,869	117,615,746	142,292,601	261,221,216	106,412,412	48,703,242	151,245,198	306,364,832	667,698,067	80,413,454	68,131,360	103,772,520	252,217,335	96,276,421	110,675,037	110,675,037	317,628,466	699,943,828	1,157,828,896
1-DEPENSES DE PERSONNEL	972,080,074	597,058	112,374,515	136,631,252	249,602,825	100,791,265	18,750,359	141,307,385	260,840,009	510,451,833	71,002,987	60,262,031	95,480,486	228,845,605	70,967,702	90,144,810	90,144,810	251,257,322	478,190,227	968,654,860
2-DEPENSES DE SERVICES ET CHARGES DIVERSES	47,844,331	321,185	534,158	943,358	1,798,742	899,791	7,633,267	1,065,580	9,598,637	11,597,979	2,568,207	2,175,587	2,161,456	8,803,250	5,500,604	10,361,367	10,361,367	28,223,339	31,188,800	44,521,968
3-ACHATS DE BIENS DE CONSOMMATION ET PETIT MATERIELS	73,418,355	394,625	2,443,680	2,829,696	5,668,001	3,823,978	15,799,457	3,393,573	23,013,008	28,661,009	5,519,572	3,815,941	3,830,332	13,165,845	12,728,744	8,837,068	8,837,068	30,402,881	43,806,725	72,249,734
4-IMMOBILISATION CORPORELLE	10,280,000	0	614,840	1,815,893	2,430,533	696,696	2,043,758	1,448,709	4,189,191	6,819,694	248,578	235,355	818,687	1,300,819	804,241	942,990	942,990	2,690,221	3,800,840	10,613,534
7-SUBVENTIONS,QUOTES-PARTS ET CONTRIB.,ALLOCS.,INDEMNISATIONS	2,600,000	0	0	41,000	41,000	0	815,000	35,000	780,000	821,000	687,500	247,100	15,000	929,800	361,760	114,320	114,320	590,400	1,800,000	2,941,000
9-AUTRES DEPENSES PUBLIQUES	20,000,000	0	1,648,713	31,403	1,680,115	200,683	3,661,494	4,072,950	7,935,037	9,815,152	408,611	1,295,346	1,468,560	3,172,517	5,913,370	274,481	274,481	6,462,332	9,684,848	19,250,000
1313-2-14-SUBVENTION AUX ORGANISMES PRIVES ET PUBLICS	5,449,800	47,000	447,000	87,250	581,250	47,000	47,000	847,000	941,000	1,822,250	47,000	47,000	447,000	841,000	47,000	1,279,175	1,279,175	2,805,300	3,148,350	4,868,800
7-SUBVENTIONS,QUOTES-PARTS ET CONTRIB.,ALLOCS.,INDEMNISATIONS	5,449,800	47,000	447,000	87,250	581,250	47,000	47,000	847,000	941,000	1,822,250	47,000	47,000	447,000	841,000	47,000	1,279,175	1,279,175	2,805,300	3,148,350	4,868,800

**PROJET DE BUDGET RECTIFICATIF 2006 - 2007**  
**REPARTITION MENSUELLE DES CREDITS DE FONCTIONNEMENT PAR SECTION ET ARTICLE**  
**(INCLUANT LES IMMOBILISATIONS ET LE SERVICE DE LA DETTE)**

	Crédit 06-07	oct. 06	nov. 06	dec. 06	Trim. 1	jan. 07	fév. 07	mars. 07	Trim. 2	Sam. 1	avr. 07	mai 07	juin 07	Trim. 3	juil. 07	août. 07	sept. 07	Trim. 4	Sam. 2	Budget Rectificatif 2006-2007
1314-MINISTÈRE A LA CONDITION FEMMINE ET AUX DROITS DE LA FEMME	44,159,022	2,552,499	3,168,692	6,423,929	12,145,120	2,942,794	3,132,824	3,071,528	9,147,146	21,292,266	3,590,715	3,510,944	3,363,694	10,465,353	3,173,316	6,114,044	6,114,044	15,401,404	25,804,737	47,199,023
TOTAL CREDIT DE FONCTIONNEMENT	44,159,022	2,552,499	3,168,692	6,423,929	12,145,120	2,942,794	3,132,824	3,071,528	9,147,146	21,292,266	3,590,715	3,510,944	3,363,694	10,465,353	3,173,316	6,114,044	6,114,044	15,401,404	25,804,737	47,199,023
1314-1-11 BUREAU DU MINISTRE	9,483,001	244,100	369,600	1,883,493	2,497,193	657,754	652,754	616,579	1,927,087	4,424,281	674,605	557,729	874,781	2,607,115	682,631	1,418,268	1,418,268	3,819,188	6,044,253	10,450,584
1-DEPENSES DE PERSONNEL	8,700,001	244,100	215,350	1,839,933	2,299,443	652,754	652,754	612,604	1,916,113	4,217,569	667,105	720,229	714,781	2,102,115	657,631	970,550	970,550	2,596,732	4,700,847	8,918,400
7-SUBVENTIONS QUOTES PARTS ET CONTRIB. ALLOC. INDEMNISATIONS	650,000	0	35,000	43,500	78,500	5,000	0	0	5,000	83,500	7,500	237,500	160,000	405,000	25,000	368,250	368,250	781,500	1,166,800	1,250,000
9-AUTRES DEPENSES PUBLIQUES	125,000	0	119,250	0	119,250	0	0	3,975	3,975	123,225	0	0	0	0	0	79,458	79,458	159,930	158,950	282,181
1314-1-12 DIRECTION GENERALE	34,676,021	2,308,399	2,799,092	4,540,436	9,647,927	2,285,039	2,480,070	2,454,949	7,220,059	16,867,985	2,916,110	2,553,215	2,488,913	7,858,238	2,490,685	4,695,775	4,695,775	11,832,236	18,840,474	36,708,499
1-DEPENSES DE PERSONNEL	28,186,007	1,951,133	1,866,900	3,974,728	7,792,761	1,953,346	2,123,747	2,101,830	6,178,922	13,971,884	2,359,680	2,116,266	2,917,568	6,495,714	1,993,386	3,309,020	3,309,020	8,871,407	15,187,121	29,158,905
2-DEPENSES DE SERVICES ET CHARGES DIVERSES	3,115,014	211,433	584,060	324,185	1,119,696	53,705	109,459	139,492	302,656	1,422,354	195,429	160,410	225,542	681,381	208,924	740,725	740,725	1,690,575	2,271,765	3,894,109
3-ACHATS DE BIENS DE CONSOMMATION ET PETIT MATERIELS	3,275,000	145,833	348,112	241,523	735,466	265,320	246,864	189,533	701,717	1,437,184	380,601	293,302	245,833	683,906	288,395	569,280	569,280	1,426,956	2,284,861	3,734,045
4-IMMOBILISATION CORPORELLE	100,000	0	0	0	0	12,889	0	24,995	38,783	38,783	0	11,238	0	11,238	0	48,750	48,750	83,459	104,737	141,500

**PROJET DE BUDGET RECTIFICATIF 2006 - 2007**  
**REPARTITION MENSUELLE DES CREDITS DE FONCTIONNEMENT PAR SECTION ET ARTICLE**  
**(INCLUANT LES IMMOBILISATIONS ET LE SERVICE DE LA DETTE)**

	Crédit 06-07	oct. 06	nov. 06	dec. 06	Trim. 1	jan. 07	fév. 07	mars 07	Trim. 2	avr. 07	mai 07	juin 07	Trim. 3	juil. 07	août 07	sept. 07	Trim. 4	Oct. 07	Budget Rectificatif 2006-2007	
1315-MINISTÈRE DE LA JEUNESSE, DES SPORTS ET DE L'ACTION CIVIQUE	204,204,608	369,815	5,611,291	28,715,349	34,690,455	13,240,878	7,890,662	18,497,721	39,629,261	74,325,716	18,288,008	20,030,652	12,812,274	51,151,153	21,355,687	33,250,113	38,250,113	97,656,003	103,807,838	223,513,642
TOTAL CREDIT DE FONCTIONNEMENT	204,204,608	369,815	5,611,291	28,715,349	34,690,455	13,240,878	7,890,662	18,497,721	39,629,261	74,325,716	18,288,008	20,030,652	12,812,274	51,151,153	21,355,687	33,250,113	38,250,113	97,656,003	103,807,838	223,513,642
1315-1-11 BUREAU DU MINISTRE	23,957,221	151,300	736,143	4,876,860	5,764,282	3,285,401	1,687,653	3,034,118	7,407,622	13,171,574	1,253,316	1,600,660	1,136,726	4,200,922	1,042,668	8,482,660	8,482,660	18,006,620	20,206,001	35,280,505
1-DEPENSES DE PERSONNEL	17,022,201	101,000	760,570	3,514,970	3,690,528	2,014,412	435,371	2,291,613	4,741,468	8,038,012	1,108,667	1,603,320	1,031,243	3,600,630	559,921	2,143,349	2,143,349	6,270,620	8,180,620	17,768,670
2-DEPENSES DE SERVICES ET CHARGES DIVERSES	2,333,333	0	270,000	490,234	768,234	455,533	5,214	1,381,933	799,440	1,687,674	19,880	0	10,183	30,000	0	607,766	607,766	1,615,500	1,615,500	3,213,333
3-ACHATS DE BIENS DE CONSOMMATION ET PETIT MATERIELS	682,482	50,300	50,300	73,169	173,769	55,619	228,368	50,233	334,527	508,293	50,300	142,549	50,300	241,140	50,300	100,123	100,123	250,540	491,660	699,662
4-IMMOBILISATION CORPORELLE	438,600	0	28,335	0	28,335	68,634	0	213,532	300,426	328,781	84,469	0	0	84,469	6,438	0	0	8,438	62,007	418,638
7-SUBVENTIONS QUOTES PARTS ET CONTRIB. ALLOC. INDEMN. SATIONS	2,140,805	0	108,638	730,530	893,433	642,674	418,700	170,630	1,231,374	2,130,812	0	0	15,000	15,000	0	677,244	677,244	1,754,488	1,754,488	3,670,229
9-AUTRES DEPENSES PUBLIQUES	0	0	0	0	0	0	0	0	0	0	0	0	0	0	4,554,167	4,554,167	4,554,167	0	0	9,108,333
1315-1-12 DIRECTION GENERALE	181,247,287	218,515	4,875,149	23,838,470	28,926,173	9,955,477	6,603,009	15,463,603	32,221,639	61,154,142	17,034,692	18,229,991	11,675,548	46,950,231	20,313,199	23,767,432	23,767,432	78,681,003	123,778,004	187,832,457
1-DEPENSES DE PERSONNEL	103,601,705	67,600	3,699,550	17,442,639	20,639,659	6,199,305	301,835	12,249,414	16,741,527	39,351,087	13,024,782	7,908,433	7,162,731	25,935,945	15,108,677	15,091,319	15,091,319	45,289,314	70,878,659	138,734,643
2-DEPENSES DE SERVICES ET CHARGES DIVERSES	24,423,605	29,600	911,670	4,855,611	5,797,231	236,672	856,637	572,151	1,655,600	7,482,941	1,629,584	9,491,930	589,644	11,681,000	1,945,523	2,387,414	2,387,414	6,380,351	18,001,601	25,494,222
3-ACHATS DE BIENS DE CONSOMMATION ET PETIT MATERIELS	7,537,517	115,900	158,650	237,799	450,249	832,617	432,734	1,591,067	2,601,616	3,141,687	814,900	287,005	355,210	1,437,115	732,200	1,783,505	1,783,505	4,299,209	5,786,084	8,678,191
4-IMMOBILISATION CORPORELLE	4,371,500	7,315	0	129,230	136,565	422,334	172,592	376,500	977,608	1,114,071	163,938	69,100	428,516	600,666	370,370	2,009,110	2,009,110	4,588,680	5,078,146	6,193,210
7-SUBVENTIONS QUOTES PARTS ET CONTRIB. ALLOC. INDEMN. SATIONS	754,165	0	0	0	0	474,000	237,500	56,500	738,000	738,000	0	0	12,000	10,000	0	2,343,713	2,343,713	4,697,425	4,707,485	6,446,425
9-AUTRES DEPENSES PUBLIQUES	40,519,724	0	706,119	1,733,000	1,908,179	1,799,290	4,825,538	792,610	7,417,609	9,025,677	4,388,501	431,663	3,153,245	6,029,615	2,559,423	6,147,373	6,147,373	14,853,175	22,006,704	32,206,667

**PROJET DE BUDGET RECTIFICATIF 2006 - 2007**  
**REPARTITION MENSUELLE DES CREDITS DE FONCTIONNEMENT PAR SECTION ET ARTICLE**  
**(INCLUANT LES IMMOBILISATIONS ET LE SERVICE DE LA DETTE)**

	Crédit 06-07	oct. 06	nov. 06	dec. 06	Trim. 1	jan. 07	fév. 07	mars 07	Trim. 2	Sem. 1	avr. 07	mai 07	juin 07	Trim. 3	juil. 07	août 07	sept. 07	Trim. 4	Sem. 2	Budget Rectificatif 2006-2007
<b>14-SECTEUR CULTUREL</b>	<b>403,607,289</b>	<b>9,771,101</b>	<b>23,058,689</b>	<b>35,009,689</b>	<b>67,839,479</b>	<b>92,450,788</b>	<b>23,462,987</b>	<b>28,332,601</b>	<b>144,276,876</b>	<b>213,118,028</b>	<b>24,686,086</b>	<b>28,534,722</b>	<b>26,327,751</b>	<b>79,648,689</b>	<b>27,187,177</b>	<b>56,814,879</b>	<b>56,814,879</b>	<b>140,816,906</b>	<b>208,925,324</b>	<b>432,891,849</b>
<b>1411-MINISTERE DES CULTES</b>	<b>78,499,628</b>	<b>1,627,513</b>	<b>9,664,407</b>	<b>9,062,690</b>	<b>20,354,610</b>	<b>6,842,891</b>	<b>6,782,088</b>	<b>6,479,544</b>	<b>20,104,523</b>	<b>40,459,133</b>	<b>6,723,069</b>	<b>5,692,889</b>	<b>9,431,700</b>	<b>21,847,658</b>	<b>5,717,883</b>	<b>7,737,427</b>	<b>7,737,427</b>	<b>21,192,738</b>	<b>42,040,585</b>	<b>83,499,529</b>
<b>TOTAL CREDIT DE FONCTIONNEMENT</b>	<b>78,499,628</b>	<b>1,627,513</b>	<b>9,664,407</b>	<b>9,062,690</b>	<b>20,354,610</b>	<b>6,842,891</b>	<b>6,782,088</b>	<b>6,479,544</b>	<b>20,104,523</b>	<b>40,459,133</b>	<b>6,723,069</b>	<b>5,692,889</b>	<b>9,431,700</b>	<b>21,847,658</b>	<b>5,717,883</b>	<b>7,737,427</b>	<b>7,737,427</b>	<b>21,192,738</b>	<b>42,040,585</b>	<b>83,499,529</b>
<b>1411-1-12 DIRECTION GENERALE</b>	<b>78,499,628</b>	<b>1,627,513</b>	<b>9,664,407</b>	<b>9,062,690</b>	<b>20,354,610</b>	<b>6,842,891</b>	<b>6,782,088</b>	<b>6,479,544</b>	<b>20,104,523</b>	<b>40,459,133</b>	<b>6,723,069</b>	<b>5,692,889</b>	<b>9,431,700</b>	<b>21,847,658</b>	<b>5,717,883</b>	<b>7,737,427</b>	<b>7,737,427</b>	<b>21,192,738</b>	<b>42,040,585</b>	<b>83,499,529</b>
1-DEPENSES DE PERSONNEL	23,887,266	1,627,513	1,681,553	3,307,268	6,616,354	2,536,585	1,948,265	2,021,628	6,506,479	13,122,833	1,500,563	1,638,138	1,704,645	4,541,348	1,748,090	3,254,602	3,254,602	8,255,294	13,098,843	28,219,473
2-DEPENSES DE SERVICES ET CHARGES DIVERSES	1,432,333	0	59,450	99,397	158,847	249,029	94,061	273,349	616,449	775,299	124,415	98,368	59,709	282,459	103,613	135,498	135,498	374,609	657,067	1,432,333
3-ACHATS DE BIENS DE CONSOMMATION ET PETIT MATERIELS	2,740,000	0	176,507	393,136	509,642	185,349	163,742	323,638	872,789	1,242,431	199,172	27,633	322,614	549,419	183,190	383,989	383,989	948,149	1,497,509	2,740,000
4-IMMOBILISATION CORPORELLE	3,310,713	0	0	1,244,250	1,244,250	0	741,000	0	741,000	1,985,250	625,512	0	0	825,512	0	253,976	253,976	507,951	1,034,403	3,310,713
7-SUBVENTIONS,QUOTES-PARTS ET CONTRIB. ALLOC. INDEMNISATIONS	45,939,138	0	7,650,000	3,650,000	11,500,000	3,835,000	3,635,000	3,635,000	11,505,000	23,005,000	3,770,000	3,655,000	7,290,000	14,715,000	3,660,000	3,603,474	3,603,474	10,806,949	26,881,949	48,588,949
9-AUTRES DEPENSES PUBLIQUES	1,202,000	0	96,697	168,620	265,517	39,928	0	25,878	62,606	328,323	333,437	275,750	54,736	833,692	27,990	105,697	105,697	239,785	873,677	1,202,000





**PROJET DE BUDGET RECTIFICATIF 2006 - 2007**  
**REPARTITION MENSUELLE DES CREDITS DE FONCTIONNEMENT PAR SECTION ET ARTICLE**  
**(INCLUANT LES IMMOBILISATIONS ET LE SERVICE DE LA DETTE)**

	Crédit 06-07	oct. 06	nov. 06	dec. 06	Trim. 1	jan. 07	fév. 07	mars. 07	Trim. 2	Sem. 1	avr. 07	mai 07	juin 07	Trim. 3	juil. 07	août. 07	sept. 07	Trim. 4	Sem. 2	Budget Rectificatif 2006-2007
1412-2-19-ARCHIVES NATIONALES	11,145,834	896,625	134,781	2,553,521	3,584,927	1,031,406	1,031,406	1,031,406	3,094,218	6,678,145	1,139,406	1,031,406	1,031,406	3,202,218	896,625	1,183,773	1,183,773	3,284,170	6,466,593	11,145,834
1-DEPENSES DE PERSONNEL	11,628,160	896,625	0	2,553,521	3,450,146	896,625	896,625	896,625	2,689,875	6,140,021	1,064,625	896,625	896,625	2,797,875	696,625	846,820	846,820	2,590,264	6,388,130	11,628,160
7-SUBVENTIONS,QUOTES-PARTS ET CONTRIB. ALLOC. INDEMNISATIONS	1,817,374	0	134,781	0	134,781	134,781	134,781	134,781	404,343	538,125	134,781	134,781	134,781	404,343	0	336,953	336,953	673,906	1,078,463	1,817,374
1412-2-20-TELEVISION NATIONALE D'HAÏTI	85,042,893	2,354,930	3,324,130	4,432,883	10,112,043	1,598,687	2,582,387	5,723,080	10,304,155	20,416,138	3,353,746	2,615,156	2,670,065	8,638,967	4,270,235	14,478,149	14,478,149	33,226,632	42,098,900	85,042,893
1-DEPENSES DE PERSONNEL	85,280,218	1,854,930	2,241,130	3,703,387	7,789,447	1,875,430	2,835,796	3,970,163	7,881,389	15,680,836	2,157,505	1,825,509	1,577,016	5,560,030	3,482,251	11,590,665	11,590,665	26,863,981	32,294,011	85,280,218
2-DEPENSES DE SERVICES ET CHARGES DIVERSES	3,940,025	0	25,000	12,500	37,600	48,257	12,500	515,549	574,306	811,806	319,734	139,647	47,150	506,530	37,500	1,162,782	1,162,782	2,363,065	2,804,889	3,940,025
3-ACHATS DE BIENS DE CONSOMMATION ET PETIT MATERIELS	10,269,116	500,000	500,000	500,000	1,500,000	75,000	534,092	1,239,368	1,848,400	3,348,400	876,508	500,000	546,839	1,923,407	678,747	1,544,251	1,544,251	3,787,250	4,894,858	10,269,116
4-IMMOBILISATION CORPORELLE	3,200,000	0	0	217,096	217,096	0	0	0	0	217,096	0	0	699,000	699,000	71,737	160,250	160,250	432,238	1,131,238	3,200,000
9-AUTRES DEPENSES PUBLIQUES	2,334,234	0	558,000	0	558,000	0	0	0	0	558,000	0	150,000	0	150,000	0	1	1	1	160,001	2,334,234
1412-2-21-RADIO NATIONALE D'HAÏTI	21,870,307	999,292	911,574	2,072,465	3,963,751	1,898,539	2,872,993	1,511,063	6,282,595	10,266,348	2,305,839	1,381,349	1,526,781	5,213,969	1,651,883	3,419,055	3,419,055	8,449,893	13,703,968	21,870,307
1-DEPENSES DE PERSONNEL	16,370,307	832,625	828,178	1,655,357	3,316,160	854,420	1,766,790	1,205,017	3,826,227	7,142,387	1,992,757	1,152,867	1,165,869	4,311,493	1,152,867	2,881,780	2,881,780	6,916,428	11,227,920	16,370,307
2-DEPENSES DE SERVICES ET CHARGES DIVERSES	1,400,000	0	33,796	33,796	67,591	123,400	67,591	69,380	280,371	347,962	146,415	11,816	194,245	352,478	161,412	269,075	269,075	699,683	1,052,598	1,400,000
3-ACHATS DE BIENS DE CONSOMMATION ET PETIT MATERIELS	2,600,000	166,667	50,000	383,333	600,000	216,667	266,667	216,667	700,000	1,300,000	166,667	216,667	166,667	550,000	216,667	266,667	266,667	750,000	1,000,000	2,600,000
4-IMMOBILISATION CORPORELLE	1,800,000	0	0	0	0	704,053	771,945	0	1,475,998	1,475,998	0	0	0	0	120,938	1,533	1,533	124,003	1,800,000	1,800,000
1412-2-23-ACTIVITES CULTURELLES	70,050,810	0	0	0	0	70,050,800	0	0	70,050,800	70,050,800	0	0	0	0	0	5	5	16	16	70,050,810
2-DEPENSES DE SERVICES ET CHARGES DIVERSES	70,050,810	0	0	0	0	70,050,800	0	0	70,050,800	70,050,800	0	0	0	0	0	5	5	16	16	70,050,810
1412-2-24- DIRECTION NATIONALE DU LIVRE	5,000,000	0	0	0	0	0	67,500	2,159,500	2,227,000	2,227,000	232,000	326,000	1,040,000	1,898,000	185,000	1,095,000	1,095,000	2,375,000	3,873,000	5,000,000
7-SUBVENTIONS,QUOTES-PARTS ET CONTRIB. ALLOC. INDEMNISATIONS	5,000,000	0	0	0	0	0	67,500	2,159,500	2,227,000	2,227,000	232,000	326,000	1,040,000	1,898,000	185,000	1,095,000	1,095,000	2,375,000	3,873,000	5,000,000
1412-2-25- BUREAU HAÏTIEN DU DROIT D'AUTEUR	6,000,000	0	0	0	0	0	147,300	79,800	227,100	227,100	772,625	502,125	349,500	1,824,250	259,375	1,444,638	1,444,638	3,148,660	4,772,800	6,000,000
7-SUBVENTIONS,QUOTES-PARTS ET CONTRIB. ALLOC. INDEMNISATIONS	6,000,000	0	0	0	0	0	147,300	79,800	227,100	227,100	772,625	502,125	349,500	1,824,250	259,375	1,444,638	1,444,638	3,148,660	4,772,800	6,000,000



**PROJET DE BUDGET RECTIFICATIF 2006 - 2007**  
**REPARTITION MENSUELLE DES CREDITS DE FONCTIONNEMENT PAR SECTION ET ARTICLE**  
**(INCLUANT LES IMMOBILISATIONS ET LE SERVICE DE LA DETTE)**

	Credit 06-07	oct. 06	nov. 06	dec. 06	Trim. 1	jan. 07	fév. 07	mars 07	Trim. 2	Sem. 1	avr. 07	mai 07	juin 07	Trim. 3	juil. 07	août. 07	sept. 07	Trim. 4	Sem. 2	Budget rectificatif 2006-2007
<b>1512-DETTE PUBLIQUE</b>	<b>4,434,428,898</b>	<b>215,365,697</b>	<b>147,878,202</b>	<b>255,124,627</b>	<b>618,368,527</b>	<b>147,245,781</b>	<b>87,815,003</b>	<b>35,073,575</b>	<b>270,134,359</b>	<b>868,502,885</b>	<b>49,384,317</b>	<b>52,162,266</b>	<b>290,649,549</b>	<b>391,696,132</b>	<b>55,406,011</b>	<b>1,470,672,706</b>	<b>1,588,091,063</b>	<b>3,271,588,138</b>	<b>3,863,184,269</b>	<b>4,651,687,155</b>
<b>TOTAL CREDIT DE FONCTIONNEMENT</b>	<b>5,634,428,898</b>	<b>215,365,697</b>	<b>147,878,202</b>	<b>255,124,627</b>	<b>618,368,527</b>	<b>147,245,781</b>	<b>87,815,003</b>	<b>35,073,575</b>	<b>270,134,359</b>	<b>868,502,885</b>	<b>49,384,317</b>	<b>52,162,266</b>	<b>290,649,549</b>	<b>391,696,132</b>	<b>55,406,011</b>	<b>1,470,672,706</b>	<b>1,588,091,063</b>	<b>3,271,588,138</b>	<b>3,863,184,269</b>	<b>4,651,687,155</b>
1512-1-11-INSTITUTIONS FINANCIERES CREATRICES DE MONNAIE	840,000,000	0	0	0	0	0	0	0	0	0	0	0	0	0	0	25,000,000	25,000,000	50,000,000	50,000,000	50,000,000
2 DEPENSES DE SERVICES ET CHARGES DIVERSES	840,000,000	0	0	0	0	0	0	0	0	0	0	0	0	0	0	25,000,000	25,000,000	50,000,000	50,000,000	50,000,000
1512-1-12-AUTRES INSTITUTIONS FINANCIERES	100,848,000	0	16,459,908	8,158,868	24,648,776	8,079,207	7,822,235	7,919,884	23,821,325	48,470,101	7,786,258	7,760,561	0	15,546,620	15,233,313	76,103,683	76,103,683	167,441,660	182,987,899	231,458,059
2 DEPENSES DE SERVICES ET CHARGES DIVERSES	28,940,000	0	4,155,241	1,991,535	8,148,778	1,911,873	1,654,901	1,752,551	5,319,325	11,468,101	1,616,925	1,593,228	0	3,212,153	2,899,647	4,681,550	4,681,550	12,261,747	15,473,899	28,940,000
8 AMORTISSEMENT DE LA DETTE	74,000,000	0	12,304,667	6,167,333	18,502,000	6,167,333	6,167,333	6,167,333	18,502,000	37,004,000	6,167,333	6,167,333	0	12,334,467	12,334,667	71,422,333	71,422,333	155,179,333	187,514,000	204,518,000
1512-1-13-AUTRES CREANCIERS INTERIEURS	223,000,000	0	0	819,022	819,022	250,000	5,694,677	3,892,030	9,836,707	10,656,629	38,729,491	17,811,775	103,619,885	160,161,251	10,903,614	85,766,706	85,766,706	182,437,026	242,888,278	353,254,007
2 DEPENSES DE SERVICES ET CHARGES DIVERSES	3,000,000	0	0	0	0	0	0	0	0	0	0	0	0	0	1,500,000	1,500,000	3,000,000	3,000,000	3,000,000	
8 AMORTISSEMENT DE LA DETTE	220,000,000	0	0	819,022	819,022	250,000	5,694,677	3,892,030	9,836,707	10,656,629	38,729,491	17,811,775	103,619,885	160,161,251	10,903,614	84,266,706	84,266,706	179,437,026	239,888,278	350,254,007
1512-2-11-DETTE PUBLIQUE MULTILATERALE	2,151,191,615	214,707,397	118,220,502	238,697,562	571,626,451	135,836,781	42,458,560	23,261,661	201,577,423	773,182,874	2,868,565	25,969,527	183,026,483	181,064,578	69,259,083	415,302,116	415,302,116	898,873,314	1,091,737,892	1,264,620,766
2 DEPENSES DE SERVICES ET CHARGES DIVERSES	630,307,574	76,234,080	26,165,747	62,582,206	184,802,033	34,417,394	12,292,330	4,694,222	51,604,045	238,566,078	970,471	8,655,309	60,507,960	70,133,739	13,966,190	116,849,442	116,849,442	247,665,073	317,818,812	664,404,891
8 AMORTISSEMENT DE LA DETTE	1,620,884,041	138,473,307	92,054,755	196,115,356	386,824,418	101,419,387	30,166,230	18,567,439	149,973,377	534,616,795	1,898,094	17,314,218	122,518,523	121,730,839	55,282,892	298,452,674	298,452,674	651,208,241	773,919,080	1,310,215,875
1512-2-12-DETTE PUBLIQUE BILATERALE	543,590,083	658,310	13,167,793	7,448,275	21,274,378	3,079,793	31,839,111	0	34,918,904	56,193,282	0	680,403	23,403,080	24,023,483	0	0	0	234,836,717	238,669,200	315,053,482
2 DEPENSES DE SERVICES ET CHARGES DIVERSES	243,036,991	658,310	11,834,433	2,302,406	14,795,149	633,828	11,475,234	0	12,109,052	28,904,211	0	620,433	11,019,389	11,833,791	0	51,639,764	51,639,764	103,279,529	114,919,320	141,823,531
8 AMORTISSEMENT DE LA DETTE	300,553,092	0	1,333,360	5,145,869	6,479,229	2,445,965	20,363,877	0	22,809,852	29,289,071	0	0	12,383,691	12,383,691	0	65,778,594	65,778,594	131,557,189	143,849,880	173,229,951
1512-2-13-AUTRES DETTES EXTERNES	1,776,700,000	0	0	0	0	0	0	0	0	0	0	0	0	0	0	868,500,000	868,500,000	1,737,000,000	1,737,000,000	1,737,000,000
8 AMORTISSEMENT DE LA DETTE	1,776,700,000	0	0	0	0	0	0	0	0	0	0	0	0	0	0	868,500,000	868,500,000	1,737,000,000	1,737,000,000	1,737,000,000

**PROJET DE BUDGET RECTIFICATIF 2006 - 2007**  
**REPARTITION MENSUELLE DES CREDITS DE FONCTIONNEMENT PAR SECTION ET ARTICLE**  
**(INCLUANT LES IMMOBILISATIONS ET LE SERVICE DE LA DETTE)**

	Crédit 06-07	oct. 06	nov. 06	dec. 06	Trim. 1	Jan. 07	fév. 07	mars 07	Trim. 2	sem. 1	avr. 07	mai 07	juin 07	Trim. 3	juil. 07	août. 07	sept. 07	Trim. 4	sem. 2	Budget rectificatif 2006-2007	
<b>2- POUVOIR LEGISLATIF</b>	<b>906.208.895</b>	<b>26.936.671</b>	<b>37.903.415</b>	<b>82.941.069</b>	<b>147.789.154</b>	<b>82.262.655</b>	<b>63.076.702</b>	<b>84.119.908</b>	<b>235.509.343</b>	<b>376.328.497</b>	<b>86.277.478</b>	<b>85.038.574</b>	<b>67.214.068</b>	<b>238.520.120</b>	<b>68.716.253</b>	<b>182.272.018</b>	<b>181.272.018</b>	<b>433.260.289</b>	<b>872.795.409</b>	<b>1.081.118.005</b>	
<b>211-SENAT DE LA REPUBLIQUE</b>	<b>376.208.895</b>	<b>13.011.839</b>	<b>9.983.391</b>	<b>39.677.305</b>	<b>62.672.535</b>	<b>37.215.483</b>	<b>20.549.611</b>	<b>20.078.384</b>	<b>77.843.478</b>	<b>140.816.013</b>	<b>42.344.985</b>	<b>27.029.187</b>	<b>17.636.970</b>	<b>87.011.142</b>	<b>28.515.038</b>	<b>94.038.357</b>	<b>94.038.357</b>	<b>216.891.751</b>	<b>300.962.099</b>	<b>441.118.996</b>	
TOTAL CREDIT DE FONCTIONNEMENT	376.208.895	13.011.839	9.983.391	39.677.305	62.672.535	37.215.483	20.549.611	20.078.384	77.843.478	140.816.013	42.344.985	27.029.187	17.636.970	87.011.142	28.515.038	94.038.357	94.038.357	216.891.751	300.962.099	441.118.996	
2211-1-11-SENAT DE LA REPUBLIQUE	376.208.895	13.011.839	9.983.391	39.677.305	62.672.535	37.215.483	20.549.611	20.078.384	77.843.478	140.816.013	42.344.985	27.029.187	17.636.970	87.011.142	28.515.038	94.038.357	94.038.357	216.891.751	300.962.099	441.118.996	
1 DEPENSES DE PERSONNEL	115.054.441	9.552.550	6.435.550	12.782.209	28.770.309	12.233.118	10.241.779	10.581.780	32.608.657	61.058.000	10.003.624	15.184.307	7.687.055	32.874.088	7.825.705	27.424.176	27.424.176	62.874.068	85.846.334	157.200.019	
2 DEPENSES DE SERVICES ET CHARGES DIVERSES	17.955.000	2.652.589	1.745.195	241.100	4.839.165	455.192	543.053	1.590.652	2.597.897	7.437.082	543.325	1.846.593	1.126.905	3.618.823	642.927	12.106.583	12.106.583	24.858.094	28.978.118	35.818.000	
3 ACHATS DE BIENS DE CONSOMMATION ET PETIT MATERIELS	13.300.325	583.000	561.544	482.517	1.827.081	1.179.630	568.607	1.413.153	3.211.503	4.833.654	1.370.630	481.605	23.933	1.879.203	470.199	5.024.877	5.024.877	10.518.883	12.805.241	17.227.895	
4-IMMOBILISATION CORPORELLE	5.129.000	15.400	563.426	0	598.828	0	13.300	1.475.774	1.489.074	2.087.800	688.900	0	0	681.900	1.582.933	14.657.134	14.657.134	30.907.200	81.605.700	93.689.000	
5-IMMOBILISATION INCORPORELLE	75.000	0	0	0	0	0	0	0	0	0	0	0	0	0	0	37.500	37.500	75.000	75.000	75.000	
7-SUBVENTIONS QUOTES PARTS ET CONTRIB. ALLOC. INDEMNISATIONS	4.432.300	8.600	485.000	270.000	763.000	724.370	433.125	787.600	1.949.455	2.712.495	459.250	974.349	45.000	1.478.559	50.000	22.579.453	22.579.453	45.208.906	48.887.656	49.400.000	
9 AUTRES DEPENSES PUBLIQUES	222.861.829	0	152.675	25.921.479	26.074.154	22.562.170	8.799.748	4.999.644	36.708.761	81.782.915	29.280.256	8.542.272	8.754.017	48.678.548	17.933.271	12.208.634	12.208.634	42.950.540	88.827.066	150.718.000	

**PROJET DE BUDGET RECTIFICATIF 2006 - 2007**  
**REPARTITION MENSUELLE DES CREDITS DE FONCTIONNEMENT PAR SECTION ET ARTICLE**  
**(INCLUANT LES IMMOBILISATIONS ET LE SERVICE DE LA DETTE)**

	Crédit 06-07	oct. 06	nov. 06	dec. 06	Trim. 1	jan. 07	fév. 07	mars 07	Trim. 2	sem. 1	avr. 07	mai 07	juin 07	Trim. 3	juil. 07	août. 07	sept. 07	Trim. 4	sem. 2	Budget rectificatif 2006-2007
<b>2215- CHAMBRE DES DEPUTES</b>	<b>667,000,000</b>	<b>13,924,832</b>	<b>22,325,023</b>	<b>43,266,764</b>	<b>80,116,618</b>	<b>51,047,172</b>	<b>42,527,091</b>	<b>64,121,602</b>	<b>157,695,865</b>	<b>237,812,485</b>	<b>43,532,493</b>	<b>59,009,387</b>	<b>43,577,098</b>	<b>152,618,978</b>	<b>40,201,217</b>	<b>88,233,660</b>	<b>88,233,660</b>	<b>216,668,838</b>	<b>269,187,518</b>	<b>607,000,001</b>
<b>TOTAL CREDIT DE FONCTIONNEMENT</b>	<b>667,000,000</b>	<b>13,924,832</b>	<b>22,325,023</b>	<b>43,266,764</b>	<b>80,116,618</b>	<b>51,047,172</b>	<b>42,527,091</b>	<b>64,121,602</b>	<b>157,695,865</b>	<b>237,812,485</b>	<b>43,532,493</b>	<b>59,009,387</b>	<b>43,577,098</b>	<b>152,618,978</b>	<b>40,201,217</b>	<b>88,233,660</b>	<b>88,233,660</b>	<b>216,668,838</b>	<b>269,187,518</b>	<b>607,000,001</b>
<b>2212-1-11-CHAMBRE DES DEPUTES</b>	<b>70,658,478</b>	<b>1,314,306</b>	<b>1,175,526</b>	<b>1,650,677</b>	<b>4,140,509</b>	<b>4,190,338</b>	<b>7,664,492</b>	<b>11,479,909</b>	<b>23,334,739</b>	<b>27,475,248</b>	<b>11,471,771</b>	<b>2,953,423</b>	<b>1,191,666</b>	<b>15,616,860</b>	<b>4,601,232</b>	<b>13,547,269</b>	<b>13,547,269</b>	<b>31,686,770</b>	<b>47,812,688</b>	<b>74,787,878</b>
1-DEPENSES DE PERSONNEL	38,648,057	1,314,306	1,175,526	1,650,677	4,140,509	4,190,338	7,664,492	11,479,909	23,334,739	27,475,248	11,471,771	2,953,423	1,191,666	15,616,860	4,601,232	13,547,269	13,547,269	31,686,770	47,812,688	74,787,878
2-DEPENSES DE SERVICES ET CHARGES DIVERSES	22,529,073	0	0	0	0	3,370,575	762,875	4,373,450	8,506,900	8,506,900	2,103,366	613,537	490,501	3,207,433	773,569	3,205,074	3,205,074	7,183,700	10,261,111	18,888,011
3-ACHATS DE BIENS DE CONSOMMATION ET PETIT MATERIELS	11,297,530	0	0	0	0	0	0	0	0	0	900,000	0	660,666	1,580,666	0	250,435	250,435	500,870	2,061,638	2,061,638
4-IMMOBILISATION CORPORELLE	83,812	0	0	0	0	0	0	0	0	0	0	0	0	0	0	0	0	0	0	0
7-SUBVENTIONS,QUOTES-PARTS ET CONTRIB. ALLOC. INDEMNISATIONS	0	0	0	0	0	0	0	0	0	0	0	0	0	0	0	10,000,000	10,000,000	20,000,000	20,000,000	20,000,000
9-AUTRES DEPENSES PUBLIQUES	100,000	0	0	0	0	0	0	0	0	0	40,000	0	0	40,000	35,282	3	3	35,285	75,285	75,285
<b>2212-1-12-QUESTURE DE LA CHAMBRE DES DEPUTES</b>	<b>3,603,495</b>	<b>0</b>	<b>0</b>	<b>0</b>	<b>0</b>	<b>0</b>	<b>126,258</b>	<b>0</b>	<b>126,258</b>	<b>126,258</b>	<b>0</b>	<b>370,000</b>	<b>0</b>	<b>370,000</b>	<b>0</b>	<b>2,038</b>	<b>2,038</b>	<b>4,877</b>	<b>374,877</b>	<b>900,335</b>
1-DEPENSES DE PERSONNEL	3,473,495	0	0	0	0	0	126,258	0	126,258	126,258	0	370,000	0	370,000	0	2,038	2,038	4,877	374,877	900,335
2-DEPENSES DE SERVICES ET CHARGES DIVERSES	10,000	0	0	0	0	0	0	0	0	0	0	0	0	0	0	5	5	10	10	10
3-ACHATS DE BIENS DE CONSOMMATION ET PETIT MATERIELS	20,000	0	0	0	0	0	0	0	0	0	0	0	0	0	0	5	5	10	10	10
<b>2212-2-11-CHAMBRE DES DEPUTES</b>	<b>512,838,027</b>	<b>12,610,526</b>	<b>21,749,497</b>	<b>41,616,087</b>	<b>75,978,110</b>	<b>46,856,834</b>	<b>34,736,341</b>	<b>52,641,693</b>	<b>134,234,868</b>	<b>210,210,978</b>	<b>32,460,722</b>	<b>55,683,964</b>	<b>48,385,431</b>	<b>136,532,118</b>	<b>35,599,896</b>	<b>74,684,353</b>	<b>74,684,353</b>	<b>184,868,692</b>	<b>321,808,810</b>	<b>531,711,788</b>
1-DEPENSES DE PERSONNEL	194,397,367	9,730,603	16,067,679	16,975,781	42,774,062	16,463,399	21,443,517	8,733,342	46,837,268	69,411,320	8,455,591	29,610,322	16,943,782	55,009,694	12,448,697	34,163,510	34,163,510	80,775,817	136,768,812	225,196,932
2-DEPENSES DE SERVICES ET CHARGES DIVERSES	46,001,432	2,602,523	4,037,810	1,914,601	8,556,134	5,946,419	27,530	170,265	6,144,234	14,699,368	1,740,565	2,588,030	300,246	4,608,841	382,580	7,240,848	7,240,848	14,634,278	19,443,118	34,142,484
3-ACHATS DE BIENS DE CONSOMMATION ET PETIT MATERIELS	22,252,567	277,400	926,689	103,740	1,307,009	6,538,565	295,847	2,531,600	9,386,012	10,673,020	1,763,072	1,655,567	215,060	3,833,669	1,793,940	8,557,688	8,557,688	18,909,316	22,743,006	33,418,026
4-IMMOBILISATION CORPORELLE	35,748,810	0	80,640	91,680	171,720	10,748,277	7,253,436	1,113,233	19,114,948	19,286,886	637,462	92,199	81,611	811,292	0	2,604,732	2,604,732	5,209,464	8,020,758	25,307,422
7-SUBVENTIONS,QUOTES-PARTS ET CONTRIB. ALLOC. INDEMNISATIONS	938,700	0	57,500	225,000	262,500	160,000	10,000	410,000	580,000	862,600	0	0	0	0	0	7,212,706	7,212,706	14,425,411	14,425,411	15,287,911
9-AUTRES DEPENSES PUBLIQUES	213,499,171	0	580,000	22,305,685	22,865,685	7,000,175	5,709,011	39,683,233	52,392,419	75,276,104	19,664,012	21,659,846	30,844,743	72,268,602	21,004,569	14,904,870	14,904,870	50,814,306	123,062,910	199,961,014

**PROJET DE BUDGET RECTIFICATIF 2006 - 2007**  
**REPARTITION MENSUELLE DES CREDITS DE FONCTIONNEMENT PAR SECTION ET ARTICLE**  
**(INCLUANT LES IMMOBILISATIONS ET LE SERVICE DE LA DETTE)**

	Crédit 06-07	oct. 06	nov. 06	dec. 06	Trim. 1	jan. 07	fév. 07	mars 07	Trim. 2	avr. 07	mai 07	juin 07	Trim. 3	juil. 07	août 07	sept. 07	Trim. 4	Oct. 07	Budget Rectifié 2006-2007	
<b>3- POUVOIR JUDICIAIRE</b>	<b>227.102.200</b>	<b>21.719.556</b>	<b>22.500.000</b>	<b>43.581.796</b>	<b>65.204.429</b>	<b>22.723.421</b>	<b>23.022.457</b>	<b>29.547.056</b>	<b>75.292.973</b>	<b>160.497.412</b>	<b>24.756.974</b>	<b>24.313.991</b>	<b>25.956.465</b>	<b>75.037.431</b>	<b>24.146.421</b>	<b>75.183.506</b>	<b>75.183.506</b>	<b>174.913.894</b>	<b>240.091.000</b>	<b>410.048.438</b>
<b>3111-COUR SUPERIEURE DU POUVOIR JUDICIAIRE</b>	<b>227.102.200</b>	<b>21.719.556</b>	<b>22.500.000</b>	<b>43.581.796</b>	<b>65.204.429</b>	<b>22.723.421</b>	<b>23.022.457</b>	<b>29.547.056</b>	<b>75.292.973</b>	<b>160.497.412</b>	<b>24.756.974</b>	<b>24.313.991</b>	<b>25.956.465</b>	<b>75.037.431</b>	<b>24.146.421</b>	<b>75.183.506</b>	<b>75.183.506</b>	<b>174.913.894</b>	<b>240.091.000</b>	<b>410.048.438</b>
<b>TOTAL CREDIT DE FONCTIONNEMENT</b>	<b>327.102.200</b>	<b>21.719.556</b>	<b>22.500.000</b>	<b>40.584.796</b>	<b>65.204.429</b>	<b>22.723.421</b>	<b>23.022.457</b>	<b>29.547.056</b>	<b>75.292.973</b>	<b>160.497.412</b>	<b>24.756.974</b>	<b>24.313.991</b>	<b>25.956.465</b>	<b>75.037.431</b>	<b>24.146.421</b>	<b>75.183.506</b>	<b>75.183.506</b>	<b>174.913.894</b>	<b>240.091.000</b>	<b>410.048.438</b>
3211-1-11-ADMINISTRATION GENERALE	1.103.103	0	0	0	0	0	0	0	0	0	0	0	0	0	1.581	1.581	3.163	3.163	3.163	
9-AUTRES DEPENSES PUBLIQUES	1.103.103	0	0	0	0	0	0	0	0	0	0	0	0	0	1.581	1.581	3.163	3.163	3.163	
3211-2-12-COUR DE CASSATION	35.618.109	2.528.471	2.547.814	5.024.537	10.100.791	2.205.084	2.191.739	2.665.222	7.053.645	17.184.438	2.192.350	2.266.542	2.293.334	2.553.515	2.205.611	4.647.374	4.647.374	11.591.558	19.263.673	23.218.193
1-DEPENSES DE PERSONNEL	29.612.674	1.626.738	1.936.795	3.456.741	7.200.247	1.991.037	2.013.257	2.077.757	6.072.030	13.352.287	2.013.257	2.067.257	2.040.257	2.120.770	2.025.630	3.327.525	3.327.525	8.680.740	14.801.010	28.152.777
2-DEPENSES DE SERVICES ET CHARGES DIVERSES	1.458.338	102.000	291.445	41.445	624.600	92.651	2.500	2.650	58.651	622.941	7.550	239.935	114.992	342.877	17.623	320.975	320.975	658.672	1.000.619	1.026.390
3-ACHATS DE BIENS DE CONSOMMATION ET PETIT MATERIELS	1.665.000	62.000	108.331	62.437	332.768	129.358	146.222	149.160	397.178	730.544	121.556	84.129	167.645	913.729	84.107	228.311	228.311	540.730	854.469	1.005.000
4-IMMOBILISATION CORPORELLE	2.103.721	427.763	0	1.433.684	1.691.646	0	20.250	52.830	73.050	1.034.630	0	0	0	0	725.975	725.975	1.451.950	1.491.950	3.388.848	
7-SUBVENTIONS QUOTES PARTS ET CONTRIB. ALLOC. INDEMNISATIONS	60.000	0	0	0	0	0	0	0	0	0	0	0	0	79.191	405	405	60.000	60.000	60.000	
9-AUTRES DEPENSES PUBLIQUES	620.126	0	101.240	0	101.240	3.449	7.510	411.789	429.748	623.888	49.217	5.225	20.519	74.642	44.183	44.183	66.387	160.000	160.000	
3211-2-13-COUR D'APPEL	35.218.979	2.016.205	2.233.019	3.045.507	7.578.731	2.078.603	2.160.291	2.553.837	6.924.760	14.020.510	3.035.848	2.372.520	2.193.313	7.001.680	2.117.109	5.813.205	5.813.205	13.748.788	21.246.499	25.310.879
1-DEPENSES DE PERSONNEL	31.628.500	1.921.205	1.915.635	3.549.537	7.580.517	1.915.635	2.043.520	2.372.420	6.337.745	13.724.262	2.055.955	2.163.355	2.033.313	6.342.653	1.500.010	4.893.768	4.893.768	11.759.585	18.100.280	21.000.000
2-DEPENSES DE SERVICES ET CHARGES DIVERSES	764.627	15.000	0	0	15.000	59.028	0	137.407	193.564	211.564	22.475	0	0	22.475	0	260.294	260.294	520.568	548.063	754.627
3-ACHATS DE BIENS DE CONSOMMATION ET PETIT MATERIELS	2.277.752	103.000	377.214	130.000	577.214	103.700	136.771	160.600	340.471	917.635	238.165	193.165	130.000	497.652	137.169	362.763	362.763	662.715	1.260.000	2.277.752
4-IMMOBILISATION CORPORELLE	1.990.100	0	0	0	0	0	0	50.000	50.000	50.000	739.200	0	0	739.200	330.450	330.450	600.900	600.900	1.000.100	
3211-2-14-TRIBUNAUX	234.231.843	17.154.880	18.059.254	31.910.783	67.124.517	18.438.134	18.644.427	21.221.033	61.204.519	120.439.466	19.528.747	19.574.930	21.479.758	60.883.635	19.622.610	64.721.337	64.721.337	149.265.284	209.848.719	338.978.195
1-DEPENSES DE PERSONNEL	233.817.545	17.004.660	17.559.870	31.760.783	65.635.643	18.920.520	17.766.420	20.151.331	67.910.271	123.745.714	18.189.375	18.884.030	20.187.424	57.200.809	19.332.007	63.530.753	63.530.753	149.510.942	217.160.059	
2-DEPENSES DE SERVICES ET CHARGES DIVERSES	2.920.000	0	242.355	0	242.355	497.957	95.307	368.537	691.602	1.113.690	6.876	365.900	16.500	391.395	46.302	767.843	767.843	1.581.580	1.679.354	3.167.814
3-ACHATS DE BIENS DE CONSOMMATION ET PETIT MATERIELS	8.934.404	150.000	679.598	150.000	979.598	334.934	762.700	619.551	1.657.235	2.895.631	172.031	160.000	362.271	764.302	275.631	4.058.735	4.058.735	8.399.271	8.667.672	11.711.494
4-IMMOBILISATION CORPORELLE	3.530.000	0	97.500	0	97.500	436.793	0	0	436.793	436.283	1.159.455	0	852.074	2.010.639	0	21.031.672	21.031.672	42.063.343	44.079.862	44.079.862
9-AUTRES DEPENSES PUBLIQUES	1.030.000	20	0	0	20	209.850	0	192.798	398.647	398.687	0	175.000	41.400	109.500	2.332.334	2.332.334	4.779.119	4.988.669	5.068.899	

**PROJET DE BUDGET RECTIFICATIF 2006 - 2007**  
**REPARTITION MENSUELLE DES CREDITS DE FONCTIONNEMENT PAR SECTION ET ARTICLE**  
**(INCLUANT LES IMMOBILISATIONS ET LE SERVICE DE LA DETTE)**

	Crédit 06-07	oct. 06	nov. 06	dec. 06	Trim. 1	jan. 07	fév. 07	mars 07	Trim. 2	sem. 1	avr. 07	mai 07	juin 07	Trim. 3	juil. 07	août. 07	sept. 07	Trim. 4	sem. 2	Budget Rectificatif 2006-2007	
<b>ORGANISMES INDEPENDANTS</b>	<b>543,897,844</b>	<b>28,574,427</b>	<b>30,781,742</b>	<b>84,832,308</b>	<b>144,188,477</b>	<b>30,288,618</b>	<b>31,657,436</b>	<b>56,428,375</b>	<b>118,374,428</b>	<b>262,862,506</b>	<b>49,210,313</b>	<b>30,691,478</b>	<b>41,818,127</b>	<b>101,719,918</b>	<b>58,323,259</b>	<b>75,084,579</b>	<b>75,084,579</b>	<b>208,492,418</b>	<b>310,212,336</b>	<b>572,775,242</b>	
4111-COUR SUPERIEURE DES COMPTES ET DU CONTENTIEUX ADMINISTRATIF	148,861,824	10,019,756	9,391,567	20,924,596	40,335,919	10,367,849	12,021,193	11,131,040	33,520,082	73,856,001	9,568,608	10,075,716	21,438,630	41,082,954	14,918,538	14,040,714	14,040,714	42,999,866	84,082,920	157,838,921	
TOTAL CREDIT DE FONCTIONNEMENT	148,861,824	10,019,756	9,391,567	20,924,596	40,335,919	10,367,849	12,021,193	11,131,040	33,520,082	73,856,001	9,568,608	10,075,716	21,438,630	41,082,954	14,918,538	14,040,714	14,040,714	42,999,866	84,082,920	157,838,921	
4111-1-11-CONSEIL DE LA COUR	148,861,824	10,019,756	9,391,567	20,924,596	40,335,919	10,367,849	12,021,193	11,131,040	33,520,082	73,856,001	9,568,608	10,075,716	21,438,630	41,082,954	14,918,538	14,040,714	14,040,714	42,999,866	84,082,920	157,838,921	
1-DEPENSES DE PERSONNEL	117,322,801	7,523,915	7,513,223	17,257,662	32,395,000	8,679,263	8,885,403	8,738,093	28,102,759	58,497,759	8,336,032	8,345,432	19,135,576	35,817,040	10,746,992	11,481,169	11,481,169	33,700,320	66,526,369	128,024,128	
2-DEPENSES DE SERVICES ET CHARGES DIVERSES	11,080,684	1,126,250	351,306	1,670,293	3,149,649	715,850	1,130,608	1,157,886	3,004,343	8,153,992	613,081	714,791	550,285	1,878,157	773,891	1,627,422	1,627,422	4,028,736	5,908,893	12,080,895	
3-ACHATS DE BIENS DE CONSOMMATION ET PETIT MATERIELS	8,344,539	373,841	816,719	310,893	1,501,453	297,206	228,966	357,489	883,861	2,385,114	278,720	228,966	398,051	905,797	1,975,617	211,451	211,451	2,398,519	3,304,258	5,089,370	
4-IMMOBILISATION CORPORELLE	2,350,000	993,750	326,605	164,326	1,484,881	358,216	143,308	38,720	538,244	2,023,124	13,700	0	66,710	80,410	131,690	57,388	57,388	246,486	328,078	2,350,000	
7-SUBVENTIONS QUOTES PARTIS ET CONTRIB. ALLOC. INDEMNISATIONS	1,000,000	0	65,600	794,500	859,500	0	68,000	16,000	84,000	343,500	0	0	0	0	0	28,250	28,250	59,500	59,500	1,000,000	
9-AUTRES DEPENSES PUBLIQUES	8,783,500	0	218,514	726,923	945,437	319,315	1,764,909	822,853	2,907,078	3,852,513	327,075	786,527	1,288,008	2,401,610	1,290,348	635,034	635,034	2,580,418	4,902,026	8,814,639	

**PROJET DE BUDGET RECTIFICATIF 2006 - 2007**  
**REPARTITION MENSUELLE DES CREDITS DE FONCTIONNEMENT PAR SECTION ET ARTICLE**  
**(INCLUANT LES IMMOBILISATIONS ET LE SERVICE DE LA DETTE)**

	Crédit 06-07	oct. 06	nov. 06	dec. 06	Trim. 1	jan. 07	fév. 07	mars 07	Trim. 2	Sem. 1	avr. 07	mai 07	juin 07	Trim. 3	juil. 07	août 07	sept. 07	Trim. 4	Sem. 2	Budget Rectificatif 2006-2007
4211-CONSEIL ELECTORAL	64,002,270	3,482,837	3,728,706	7,583,131	14,794,675	3,848,707	3,944,906	4,578,345	12,371,957	27,166,632	4,685,231	4,694,458	4,792,093	14,171,782	5,257,054	8,703,401	8,703,401	22,663,855	36,835,638	64,002,270
TOTAL CREDIT DE FONCTIONNEMENT	64,002,270	3,482,837	3,728,706	7,583,131	14,794,675	3,848,707	3,944,906	4,578,345	12,371,957	27,166,632	4,685,231	4,694,458	4,792,093	14,171,782	5,257,054	8,703,401	8,703,401	22,663,855	36,835,638	64,002,270
4211-11-CONSEIL ELECTORAL	64,002,270	3,482,837	3,728,706	7,583,131	14,794,675	3,848,707	3,944,906	4,578,345	12,371,957	27,166,632	4,685,231	4,694,458	4,792,093	14,171,782	5,257,054	8,703,401	8,703,401	22,663,855	36,835,638	64,002,270
1-DEPENSES DE PERSONNEL	47,966,836	3,162,608	3,145,056	6,458,433	12,796,299	3,483,155	3,499,479	3,494,115	10,450,749	23,253,048	3,470,713	3,679,640	3,672,876	10,723,228	3,776,122	5,107,219	5,107,219	13,990,559	24,713,788	47,966,836
2-DEPENSES DE SERVICES ET CHARGES DIVERSES	5,635,434	58,139	242,183	221,375	521,702	73,929	129,247	671,497	874,073	1,295,776	569,146	325,995	656,973	1,771,114	758,396	955,074	955,074	2,668,544	4,439,669	5,635,434
3-ACHATS DE BIENS DE CONSOMMATION ET PETIT MATERIELS	5,100,000	261,891	341,461	316,663	920,014	312,223	316,180	318,352	948,754	1,886,769	578,632	533,443	383,245	1,475,320	569,860	594,026	594,026	1,757,912	3,233,232	5,100,000
4-IMMOBILISATION CORPORELLE	5,100,000	0	0	596,660	596,660	0	0	94,380	94,380	651,040	48,740	155,381	0	202,121	152,676	2,047,082	2,047,082	4,248,639	4,448,990	5,100,000



**PROJET DE BUDGET RECTIFICATIF 2006 - 2007**  
**REPARTITION MENSUELLE DES CREDITS DE FONCTIONNEMENT PAR SECTION ET ARTICLE**  
**(INCLUANT LES IMMOBILISATIONS ET LE SERVICE DE LA DETTE)**

	Crédit 05-07	oct. 06	nov. 06	dec. 06	Trim. 1	jan. 07	fév. 07	mars 07	Trim. 2	sem. 1	avr. 07	mai 07	juin 07	Trim. 3	juil. 07	août. 07	sept. 07	Trim. 4	sem. 2	Budget Rectificatif 2006-2007
4213-OFFICE DE PROTECTION DU CITOYEN	9,439,074	402,914	645,436	843,044	1,891,394	509,362	675,507	517,691	1,702,560	3,594,554	585,494	603,520	785,394	1,974,408	576,826	3,196,743	3,196,743	6,970,312	8,944,721	12,539,075
TOTAL CREDIT DE FONCTIONNEMENT	9,439,074	402,914	645,436	843,044	1,891,394	509,362	675,507	517,691	1,702,560	3,594,554	585,494	603,520	785,394	1,974,408	576,826	3,196,743	3,196,743	6,970,312	8,944,721	12,539,075
4212-1-12-OFFICE DE PROTECTION DU CITOYEN	9,439,074	402,914	645,436	843,044	1,891,394	509,362	675,507	517,691	1,702,560	3,594,554	585,494	603,520	785,394	1,974,408	576,826	3,196,743	3,196,743	6,970,312	8,944,721	12,539,075
1-DEPENSES DE PERSONNEL	5,299,254	263,005	448,205	657,902	1,369,112	364,585	364,585	364,585	1,093,755	2,482,697	364,585	372,165	376,585	1,138,655	376,585	788,973	769,973	1,854,630	3,061,485	6,554,362
2-DEPENSES DE SERVICES ET CHARGES DIVERSES	1,983,000	24,799	29,370	0	50,169	58,330	155,580	75,610	289,520	342,603	66,991	45,550	212,745	288,295	67,643	613,237	813,237	1,714,016	2,040,811	2,383,000
3-ACHATS DE BIENS DE CONSOMMATION ET PETIT MATERIELS	1,958,720	115,110	168,861	165,142	469,113	66,447	155,742	77,496	319,685	763,786	153,919	162,176	144,904	400,928	112,639	247,114	247,114	608,929	1,097,825	1,858,722
4-IMMOBILISATION CORPORELLE	300,000	0	0	0	0	0	0	0	0	0	0	0	50,160	50,180	0	1,347,420	1,347,420	2,694,643	2,745,000	2,745,000

**PROJET DE BUDGET RECTIFICATIF 2006 - 2007**  
**REPARTITION MENSUELLE DES CREDITS DE FONCTIONNEMENT PAR SECTION ET ARTICLE**  
**(INCLUANT LES IMMOBILISATIONS ET LE SERVICE DE LA DETTE)**

	Crédit 06-07	oct. 06	nov 06	dec. 06	Trim. 1	jan. 07	fev. 07	mars 07	Trim. 2	sem. 1	avr. 07	mai 07	juin 07	Trim. 3	juil. 07	août 07	sept. 07	Trim. 4	sem. 2	Budget Rectificatif 2006-2007
4311-UNIVERSITE D'ETAT D'HAI	323,294,976	14,668,920	17,016,033	55,481,537	87,166,490	15,562,700	15,015,430	40,201,299	70,779,429	157,945,919	14,370,979	15,317,785	14,802,010	44,490,774	37,570,841	49,143,721	49,143,721	135,858,283	180,349,058	338,294,976
TOTAL CREDIT DE FONCTIONNEMENT	323,294,976	14,668,920	17,016,033	55,481,537	87,166,490	15,562,700	15,015,430	40,201,299	70,779,429	157,945,919	14,370,979	15,317,785	14,802,010	44,490,774	37,570,841	49,143,721	49,143,721	135,858,283	180,349,058	338,294,976
4311-1-11-RECTORAT DE L'UNIVERSITE D'ETAT D'HAI	323,294,976	14,668,920	17,016,033	55,481,537	87,166,490	15,562,700	15,015,430	40,201,299	70,779,429	157,945,919	14,370,979	15,317,785	14,802,010	44,490,774	37,570,841	49,143,721	49,143,721	135,858,283	180,349,058	338,294,976
7 SUBVENTIONS QUOTES PARTS ET CONTRIB. ALLOC. INDEMNISATIONS	323,294,976	14,668,920	17,016,033	55,481,537	87,166,490	15,562,700	15,015,430	40,201,299	70,779,429	157,945,919	14,370,979	15,317,785	14,802,010	44,490,774	37,570,841	49,143,721	49,143,721	135,858,283	180,349,058	338,294,976



**PROJET DE BUDGET RECTIFICATIF 2006 - 2007**  
**VENTILATION DES CREDITS SUR INTERVENTIONS PUBLIQUES**

	Budget 2006-2007	Budget Rectifié 2006-2007	Ecart
<b>INTERVENTIONS PUBLIQUES</b>	<b>3,393,728,433</b>	<b>4,452,321,089</b>	<b>1,058,592,636</b>
<b>SUBVENTIONS AUX PENSIONNAIRES</b>	<b>86,641,219</b>	<b>86,674,416</b>	<b>33,197</b>
PENSIONNAIRES EX-BNDAI	2,820,000	2,853,198	33,198
PENSIONNAIRES MILITAIRES	82,501,219	82,501,218	(1)
PENSIONNAIRES EX-MINOTERIE	1,320,000	1,320,000	-
<b>AUTRES INSTITUTIONS</b>	<b>75,000,000</b>	<b>26,000,000</b>	<b>(49,000,000)</b>
INSTITUTIONS INTERNATIONALES	75,000,000	26,000,000	(49,000,000)
<b>AUTRES INTERVENTIONS PUBLIQUES</b>	<b>3,232,087,214</b>	<b>4,339,646,653</b>	<b>1,107,559,439</b>
<b>SOUS-TOTAL -ACQUISITION DE VEHICULES</b>	<b>159,576,314</b>	<b>87,362,164</b>	<b>(72,214,150)</b>
ACQUISITION DE VEHICULES	159,576,314	87,362,164	(72,214,150)
<b>SOUS-TOTAL FRAIS DE RECHERCHE ET DEVELOPPEMENT</b>	<b>-</b>	<b>23,000,000</b>	<b>23,000,000</b>
FONDS DE RECHERCHE ET DEVELOPPEMENT	-	23,000,000	23,000,000
<b>CONTRIB.,ALLOC, INDEMNISATIONS</b>	<b>2,260,832,896</b>	<b>3,334,832,896</b>	<b>1,074,000,000</b>
CAPITALISATION DU FONDS DE PENSION	-	42,000,000	42,000,000
ELECTRICITE D'HAITI / ED'INTERVENTIONS	1,748,000,000	2,098,000,000	350,000,000
FONDS DE SUPPORT AUX FORCES DEMOBILISEES	80,000,000	80,000,000	-
GESTION DES AUTOBUS DE L'ETAT	88,000,000	88,000,000	-
SUBVENTION -RENTREE DES CLASSES	60,000,000	109,000,000	49,000,000
<b>BONUS SPECIAL RENTREE DES CLASSES/AGENTS DE LA FONCTION PUBLIQUE</b>		<b>540,000,000</b>	<b>540,000,000</b>
SUBVENTION SPECIALE RENTREE DES CLASSES		60,000,000	60,000,000
COMMISSION NATIONALE DE DESARMEMENT	6,000,000	6,000,000	-
ACTIVITES FESTIVES		20,000,000	20,000,000
DIALOGUE NATIONAL	6,000,000		(6,000,000)
AUTO-ASSURANCE/FCT PUBLIQUE/INTERVENTIONS	221,632,896	225,632,896	4,000,000
FESTIVAL CULTUREL DU NORD (NORD)	6,200,000	6,200,000	-
FESTIVAL GELEE (PORT-SALUT) SUD	5,000,000	5,000,000	-
(ARTIBONITE)	5,000,000	5,000,000	-
FETE MOLE SAINT NICOLAS (NORD-OUEST)	5,000,000	5,000,000	-
CARNAVAL DE JACMEL (SUD-EST)	5,000,000	5,000,000	-
FESTI RARA LEOGANE-PETIT GOAVE (OUEST)	5,000,000	5,000,000	-
SAUT D'EAU (CENTRE)	5,000,000	5,000,000	-
NIPPES	5,000,000	5,000,000	-
PESTEL, ABRICOT, DAME-MARIE (GRANDE-ANSE)	5,000,000	5,000,000	-
FORT-LIBERTE, TROU DU NORD, OUANAMINTHE (NORD-EST)	5,000,000	5,000,000	-
APPUI A LA FORMATION	-	15,000,000	15,000,000
<b>SOUS-TOTAL-AUTRES DEPENSES PUBLIQUES</b>	<b>811,678,004</b>	<b>894,451,593</b>	<b>82,773,589</b>
INDEMNITES HAUTS FONCTIONNAIRES	21,000,000	23,910,361	2,910,361
INDEMNITES COMPTABLES PUBLICS	-	1,620,000	1,620,000
ACTIVITE ELECTORALE	20,000,000	74,850,977	54,850,977
PRISE EN CHARGE BUR. MIN. CHARGE DES RELAT./PARLEMENT		4,000,000	4,000,000
CREATION D'EMPLOI D'ETE	-	10,000,000	10,000,000
ARRIERES DE SALAIRES	330,000,000	300,000,000	(30,000,000)
PROGRAMME DDR	50,000,000	50,000,000	-
<b>AUTRES (NON AFFECTE)</b>	<b>390,678,004</b>	<b>430,000,255</b>	<b>39,322,251</b>