

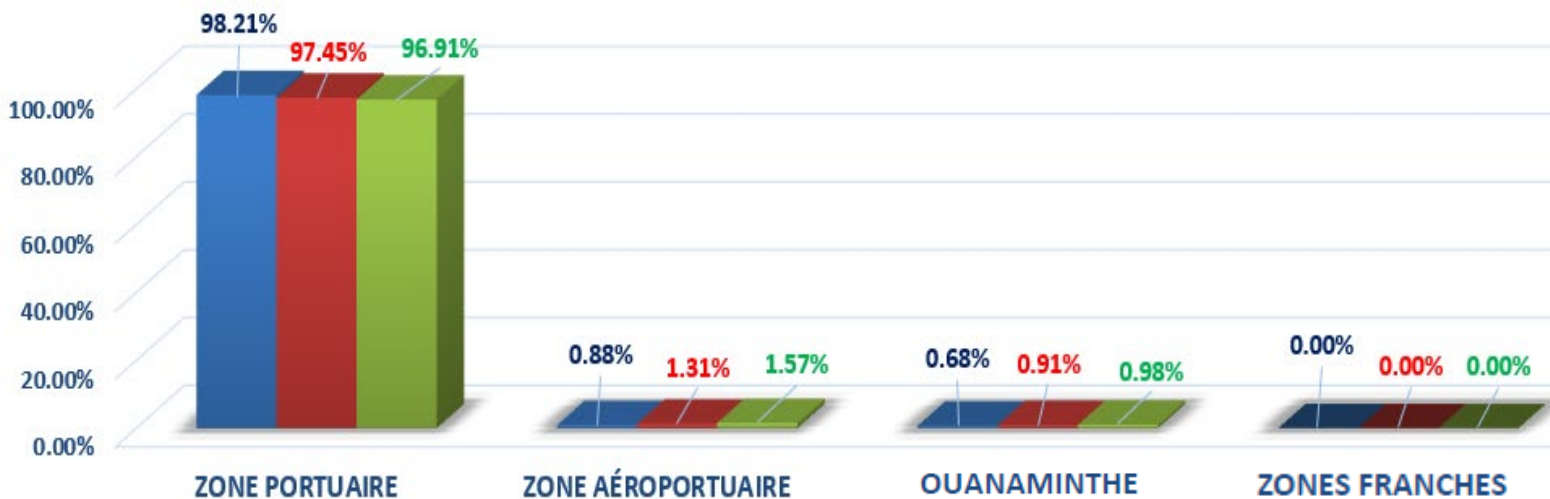


RÉPUBLIQUE D'HAÏTI
MINISTÈRE DE L'ÉCONOMIE ET DES FINANCES (MEF)
ADMINISTRATION GÉNÉRALE DES DOUANES (AGD)



STATISTIQUES
RAPPORT TRIMESTRIEL

1^{er} TRIMESTRE 2025-2026
OCTOBRE – NOVEMBRE - DÉCEMBRE



STATISTIQUES
RAPPORT TRIMESTRIEL

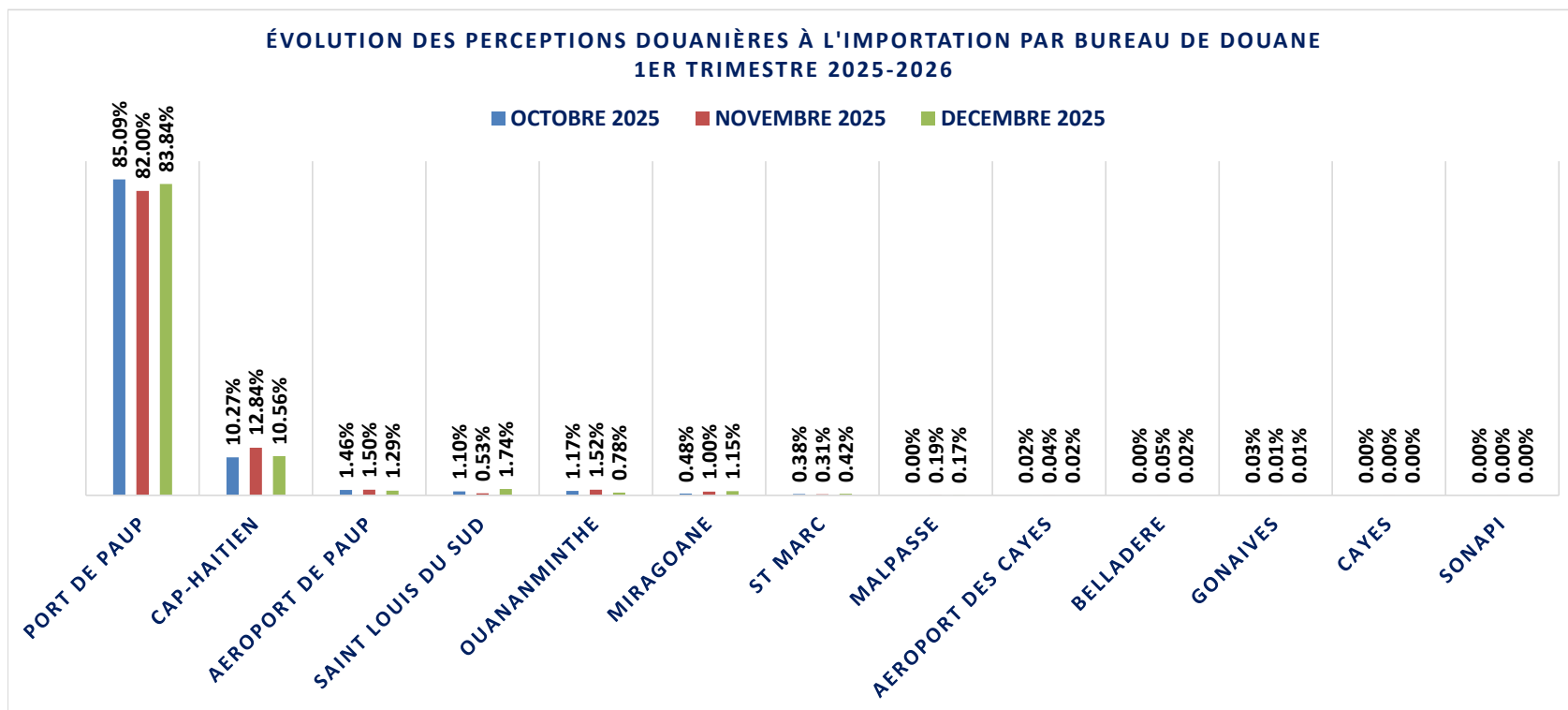
1er TRIMESTRE 2025-2026
OCTOBRE – NOVEMBRE - DÉCEMBRE

Table des matières

	pages
Tab. 1.-RECETTES COLLECTÉES PAR BUREAU DE DOUANE	1
DESCRIPTION DES DROITS & TAXES ET AMENDES (Tab.2.)	2
Tab. 2.-PERCEPTIONS DOUANIÈRES PAR DROITS & TAXES ET AMENDES	3
Tab. 3.-PERCEPTIONS DOUANIÈRES PAR GRANDS CHAMPS DE TAXATION	4
Tab. 4.-RECETTES COURANTES ET RECOUVREMENT	5
Tab. 5.-IMPORTATIONS TAXÉES PAR ZONE GÉOGRAPHIQUE ET PAR BUREAU DE DOUANE	6
Tab. 6.-IMPORTATIONS TAXÉES PAR CATÉGORIE DE PRODUITS	7
Tab. 7.-IMPORTATIONS TAXÉES PAR CATÉGORIE DE PROFUITS ET PAR RÉGIME DOUANIER	8
NOMENCLATURE PAR SECTION DU TARIF DOUANIER SH (Tab. 8.)	9
Tab. 8.-IMPORTATIONS TAXÉES PAR SECTION DU TARIF SH ET PAR DÉLAI DE DÉDOUANEMENT ENTRE LA DATE DE L'ENREGISTREMENT ET LA DATE DE LA LIQUIDATION	10
NOMENCLATURE PAR CHAPITRE DU TARIF DOUANIER SH	14
Tab. 9.-IMPORTATIONS TAXÉES PAR CHAPITRE DU TARIF SH ET PAR DÉLAI DE DÉDOUANEMENT ENTRE LA DATE DE L'ENREGISTREMENT ET LA DATE DE LA LIQUIDATION	17
Tab. 10.-IMPORTATIONS TAXÉES PAR DÉLAI DE DÉDOUANEMENT ENTRE LA DATE DE L'ENREGISTREMENT ET LA DATE DE LA LIQUIDATION	30
Tab. 11.-IMPORTATIONS TAXÉES PAR DÉLAI DE DÉDOUANEMENT ENTRE LA DATE DE L'ENREGISTREMENT ET LA DATE DU PAIEMENT	31
Tab. 12.-IMPORTATIONS TAXÉES PAR RÉGIME DOUANIER	32
Tab. 13.-IMPORTATIONS TAXÉES PAR TOP PAYS DE PROVENANCE	33
Tab. 14.-IMPORTATIONS TAXÉES PAR PAYS DE PROVENANCE ET PAR DÉLAI DE DÉDOUANEMENT ENTRE LA DATE DE L'ENREGISTREMENT ET LA DATE DE LA LIQUIDATION	36
Tab. 15.-TAXES COLLECTÉES PAR IMPORTATEURS (TOP 100)	45
Tab. 16.-RECETTES COLLECTÉES PAR CATÉGORIE D'IMPORTATEURS ET PAR DÉLAI DE DÉDOUANEMENT ENTRE LA DATE DE L'ENREGISTREMENT ET LA DATE DE LA LIQUIDATION	48

**Tab. 1.-RECETTES COLLECTÉES PAR BUREAU DE DOUANE
1ER TRIMESTRE 2025-2026**

BUREAU	OCTOBRE 2025		NOVEMBRE 2025		DÉCEMBRE 2025		1ER TRIMESTRE 2025-2026		TOTAL ANNUEL Oct-Déc 2025-2026	
	COLLECTE	%	COLLECTE	%	COLLECTE	%	COLLECTE	%	COLLECTE	%
PORT DE PAUP	9,565,031,684.13	85%	8,678,472,917.32	82%	11,117,960,936.32	84%	29,361,465,537.77	84%	29,361,465,537.77	83.69%
CAP-HAITIEN	1,154,882,106.12	10%	1,359,521,739.17	13%	1,399,797,093.58	11%	3,914,200,938.87	11%	3,914,200,938.87	11.16%
AEROPORT DE PAUP	163,778,949.17	1%	158,396,612.12	1%	170,593,321.34	1%	492,768,882.63	1%	492,768,882.63	1.40%
SAINT LOUIS DU SUD	123,742,054.60	1%	56,104,114.57	1%	230,362,561.38	2%	410,208,730.55	1%	410,208,730.55	1.17%
OUANAMINTHE	131,554,147.80	1%	160,780,962.58	2%	103,116,194.53	1%	395,451,304.91	1%	395,451,304.91	1.13%
MIRAGOANE	53,591,439.80	0%	105,827,048.28	1%	152,963,877.12	1%	312,382,365.20	1%	312,382,365.20	0.89%
ST MARC	42,327,579.45	0%	33,181,965.86	0%	56,131,329.79	0%	131,640,875.10	0%	131,640,875.10	0.38%
MALPASSE		0%	20,595,380.08	0%	22,688,136.62	0%	43,283,516.70	0%	43,283,516.70	0.12%
AEROPORT DES CAYES	2,166,862.56	0%	4,458,045.65	0%	2,967,726.32	0%	9,592,634.53	0%	9,592,634.53	0.03%
BELLADERE		0%	5,163,578.21	0%	2,869,421.16	0%	8,032,999.37	0%	8,032,999.37	0.02%
GONAIVES	3,372,458.80	0%	1,071,897.73	0%	779,608.95	0%	5,223,965.48	0%	5,223,965.48	0.01%
CAYES	362,847.80	0%	463,549.87	0%	124,888.44	0%	951,286.11	0%	951,286.11	0.00%
SONAPI	91,180.43	0%	75,028.00	0%	42,333.68	0%	208,542.11	0%	208,542.11	0.00%
TOTAL	11,240,901,310.66	100%	10,584,112,839.44	100%	13,260,397,429.23	100%	35,085,411,579.33	100%	35,085,411,579.33	100%



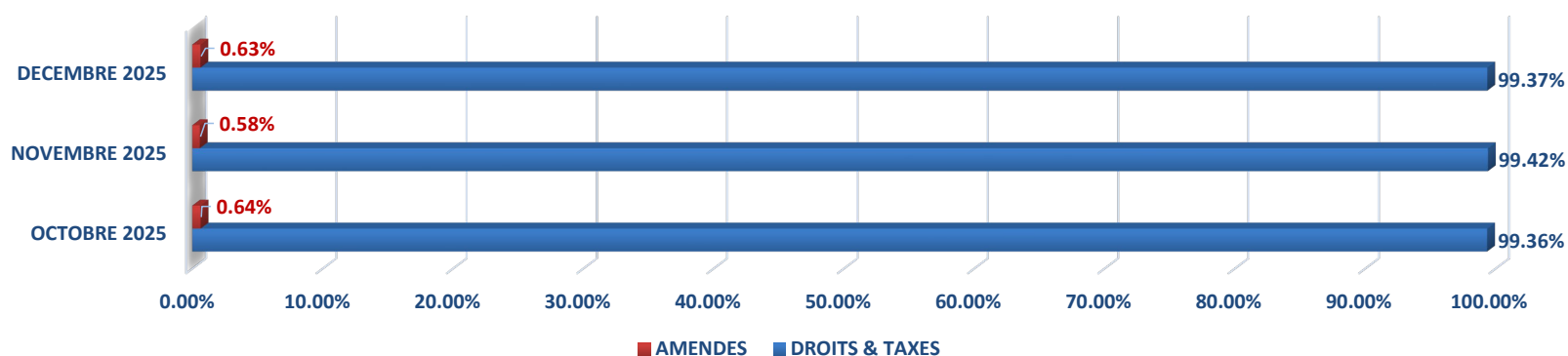
DESCRIPTION DES DROITS & TAXES ET AMENDES

	TAXE	DESCRIPTION
DOITS&TAXES	CFGDCT	Contributions aux Fonds de Gestion et de Développement des Collectivités Territoriales
	DAA	Droit d'Accise Advalorem
	DAR	Droit d'Accise Récupérable
	DAS	Droit d'Accise Spécifique
	DAV	Droit d'Accise Variable
	DCR	Droit sur Coût Réparation
	DD	Droit de Douane
	DE	Droit d'Entrepôt
	DRC	Droit Redevance Carburant / fer
	DS	Droit Spécial
	DT	Droit de Transit
	FDE	Fonds de Développement des Energies Renouvelable
	FV	Frais de Vérification
	RDI	Redevance Douanière Informatique
	TCA	Taxe sur le Chiffre d'affaires
	TP	Timbre Proportionnel
	TPE	Taxe Protection de l'Environnement
	TPI	Taxe Première Immatriculation
TT	Taxe Touristique	
AMENDES	ADD	Amende de Double Droit
	ADS	Amende Documents non Scannés
	ADT	Amende Déclaration Tardive
	AFD	Amende Fausse Déclaration
	ASE	Amende Sous-Evaluation
	ILR	Interêt Légal de Retard

**Tab. 2.-PERCEPTIONS DOUANIÈRES PAR DROITS & TAXES ET AMENDES
1ER TRIMESTRE 2025-2026**

	OCTOBRE 2025		NOVEMBRE 2025		DÉCEMBRE 2025		1ER TRIMESTRE 2025-2026		TOTAL ANNUEL Oct-Déc 2025-2026	
	COLLECTE	%	COLLECTE	%	COLLECTE	%	COLLECTE	%	COLLECTE	%
DROITS & TAXES	11,168,976,917.84	99.36%	10,522,917,646.68	99.42%	13,177,353,965.81	99.37%	34,869,248,530.33	99.38%	34,869,248,530.33	99.38%
DD	3,974,609,698.05	35.36%	3,664,586,349.88	34.62%	4,681,154,852.10	35.30%	12,320,350,900.03	35.12%	12,320,350,900.03	35.12%
TCA	3,195,559,129.43	28.43%	3,086,073,920.43	29.16%	3,758,381,734.12	28.34%	10,040,014,783.98	28.62%	10,040,014,783.98	28.62%
FV	2,278,321,752.05	20.27%	2,207,022,948.93	20.85%	2,749,135,536.95	20.73%	7,234,480,237.93	20.62%	7,234,480,237.93	20.62%
DAV	527,081,932.27	4.69%	443,164,535.21	4.19%	488,212,182.73	3.68%	1,458,458,650.21	4.16%	1,458,458,650.21	4.16%
DAA	275,041,788.48	2.45%	276,604,192.26	2.61%	294,211,637.49	2.22%	845,857,618.23	2.41%	845,857,618.23	2.41%
DAS	222,083,030.76	1.98%	202,380,407.74	1.91%	252,451,787.60	1.90%	676,915,226.10	1.93%	676,915,226.10	1.93%
TPE	117,595,357.17	1.05%	109,386,174.88	1.03%	196,445,549.27	1.48%	423,427,081.32	1.21%	423,427,081.32	1.21%
CFG	135,101,845.19	1.20%	120,655,497.19	1.14%	151,807,854.77	1.14%	407,565,197.15	1.16%	407,565,197.15	1.16%
TPI	102,828,096.70	0.91%	92,745,699.47	0.88%	185,621,776.39	1.40%	381,195,572.56	1.09%	381,195,572.56	1.09%
DS	93,981,355.59	0.84%	88,286,555.38	0.83%	113,292,003.00	0.85%	295,559,913.97	0.84%	295,559,913.97	0.84%
RDI	83,987,830.12	0.75%	79,569,604.25	0.75%	98,219,395.57	0.74%	261,776,829.94	0.75%	261,776,829.94	0.75%
DRC	79,375,480.00	0.71%	70,851,980.00	0.67%	89,281,832.00	0.67%	239,509,292.00	0.68%	239,509,292.00	0.68%
FDE	39,771,840.00	0.35%	38,686,426.00	0.37%	47,992,690.00	0.36%	126,450,956.00	0.36%	126,450,956.00	0.36%
DAR	25,156,008.00	0.22%	21,568,050.00	0.20%	36,418,545.00	0.27%	83,142,603.00	0.24%	83,142,603.00	0.24%
TT	18,043,661.34	0.16%	20,937,019.82	0.20%	34,221,012.07	0.26%	73,201,693.23	0.21%	73,201,693.23	0.21%
TP	438,112.69	0.00%	398,285.24	0.00%	496,946.75	0.00%	1,333,344.68	0.00%	1,333,344.68	0.00%
DT		0.00%		0.00%	8,630.00	0.00%	8,630.00	0.00%	8,630.00	0.00%
AMENDES	71,924,392.82	0.64%	61,195,192.76	0.58%	83,043,463.42	0.63%	216,163,049.00	0.62%	216,163,049.00	0.62%
ADT	44,749,108.19	0.40%	42,088,385.39	0.40%	59,765,385.76	0.45%	146,602,879.34	0.42%	146,602,879.34	0.42%
AFD	15,238,527.33	0.14%	12,879,680.22	0.12%	10,094,104.90	0.08%	38,212,312.45	0.11%	38,212,312.45	0.11%
ASE	7,157,189.69	0.06%	2,029,813.43	0.02%	5,128,709.83	0.04%	14,315,712.95	0.04%	14,315,712.95	0.04%
ILR	2,021,414.00	0.02%	2,755,187.00	0.03%	2,632,529.00	0.02%	7,409,130.00	0.02%	7,409,130.00	0.02%
ADS	1,305,802.39	0.01%	619,262.30	0.01%	3,364,520.41	0.03%	5,289,585.10	0.02%	5,289,585.10	0.02%
ADD	1,452,351.22	0.01%	822,864.42	0.01%	2,058,213.52	0.02%	4,333,429.16	0.01%	4,333,429.16	0.01%
TOTAL	11,240,901,310.66	100%	10,584,112,839.44	100%	13,260,397,429.23	100%	35,085,411,579.33	100%	35,085,411,579.33	100%

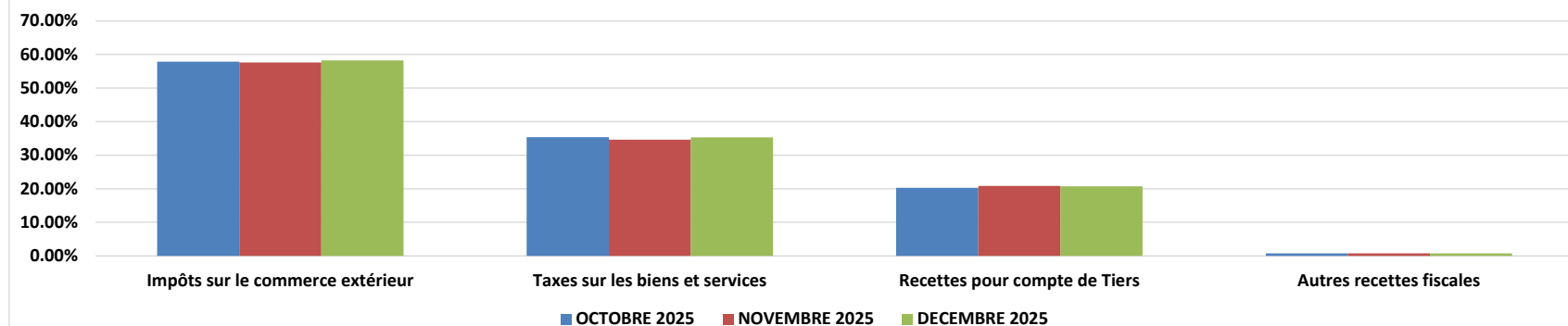
**ÉVOLUTION DES PERCEPTIONS DOUANIÈRES À L'IMPORTATION PAR DROITS & TAXES ET AMENDES
1ER TRIMESTRE 2025-2026**



**Tab. 3.-PERCEPTIONS DOUANIÈRES PAR GRANDS CHAMPS DE TAXATION
1ER TRIMESTRE 2025-2026**

GRANDS CHAMPS DE TAXATION	OCTOBRE 2025		NOVEMBRE 2025		DÉCEMBRE 2025		1ER TRIMESTRE 2025-2026		TOTAL ANNUEL Oct-Déc 2025-2026	
	COLLECTE	%	COLLECTE	%	COLLECTE	%	COLLECTE	%	COLLECTE	%
Impôts sur le commerce extérieur	6,502,825,028.63	57.85%	6,100,660,651.20	57.64%	7,724,853,881.04	58.26%	20,328,339,560.87	57.94%	20,328,339,560.87	57.94%
DD	3,974,609,698.05	35.36%	3,664,586,349.88	34.62%	4,681,154,852.10	35.30%	12,320,350,900.03	35.12%	12,320,350,900.03	35.12%
FV	2,278,321,752.05	20.27%	2,207,022,948.93	20.85%	2,749,135,536.95	20.73%	7,234,480,237.93	20.62%	7,234,480,237.93	20.62%
DS	93,981,355.59	0.84%	88,286,555.38	0.83%	113,292,003.00	0.85%	295,559,913.97	0.84%	295,559,913.97	0.84%
RDI	83,987,830.12	0.75%	79,569,604.25	0.75%	98,219,395.57	0.74%	261,776,829.94	0.75%	261,776,829.94	0.75%
ADT	44,749,108.19	0.40%	42,088,385.39	0.40%	59,765,385.76	0.45%	146,602,879.34	0.42%	146,602,879.34	0.42%
AFD	15,238,527.33	0.14%	12,879,680.22	0.12%	10,094,104.90	0.08%	38,212,312.45	0.11%	38,212,312.45	0.11%
ASE	7,157,189.69	0.06%	2,029,813.43	0.02%	5,128,709.83	0.04%	14,315,712.95	0.04%	14,315,712.95	0.04%
ILR	2,021,414.00	0.02%	2,755,187.00	0.03%	2,632,529.00	0.02%	7,409,130.00	0.02%	7,409,130.00	0.02%
ADS	1,305,802.39	0.01%	619,262.30	0.01%	3,364,520.41	0.03%	5,289,585.10	0.02%	5,289,585.10	0.02%
ADD	1,452,351.22	0.01%	822,864.42	0.01%	2,058,213.52	0.02%	4,333,429.16	0.01%	4,333,429.16	0.01%
DT		0.00%		0.00%	8,630.00	0.00%	8,630.00	0.00%	8,630.00	0.00%
Taxes sur les biens et services	4,483,389,004.15	39.88%	4,252,859,999.81	40.18%	5,245,964,224.67	39.56%	13,982,213,228.63	39.85%	13,982,213,228.63	39.85%
TCA	3,195,559,129.43	28.43%	3,086,073,920.43	29.16%	3,758,381,734.12	28.34%	10,040,014,783.98	28.62%	10,040,014,783.98	28.62%
DAV	527,081,932.27	4.69%	443,164,535.21	4.19%	488,212,182.73	3.68%	1,458,458,650.21	4.16%	1,458,458,650.21	4.16%
DAA	275,041,788.48	2.45%	276,604,192.26	2.61%	294,211,637.49	2.22%	845,857,618.23	2.41%	845,857,618.23	2.41%
DAS	222,083,030.76	1.98%	202,380,407.74	1.91%	252,451,787.60	1.90%	676,915,226.10	1.93%	676,915,226.10	1.93%
TPE	117,595,357.17	1.05%	109,386,174.88	1.03%	196,445,549.27	1.48%	423,427,081.32	1.21%	423,427,081.32	1.21%
TPI	102,828,096.70	0.91%	92,745,699.47	0.88%	185,621,776.39	1.40%	381,195,572.56	1.09%	381,195,572.56	1.09%
DAR	25,156,008.00	0.22%	21,568,050.00	0.20%	36,418,545.00	0.27%	83,142,603.00	0.24%	83,142,603.00	0.24%
TT	18,043,661.34	0.16%	20,937,019.82	0.20%	34,221,012.07	0.26%	73,201,693.23	0.21%	73,201,693.23	0.21%
Recettes pour compte de Tiers	254,249,165.19	2.26%	230,193,903.19	2.17%	289,082,376.77	2.18%	773,525,445.15	2.20%	773,525,445.15	2.20%
CFG	135,101,845.19	1.20%	120,655,497.19	1.14%	151,807,854.77	1.14%	407,565,197.15	1.16%	407,565,197.15	1.16%
DRC	79,375,480.00	0.71%	70,851,980.00	0.67%	89,281,832.00	0.67%	239,509,292.00	0.68%	239,509,292.00	0.68%
FDE	39,771,840.00	0.35%	38,686,426.00	0.37%	47,992,690.00	0.36%	126,450,956.00	0.36%	126,450,956.00	0.36%
Autres recettes fiscales	438,112.69	0.00%	398,285.24	0.00%	496,946.75	0.00%	1,333,344.68	0.00%	1,333,344.68	0.00%
TP	438,112.69	0.00%	398,285.24	0.00%	496,946.75	0.00%	1,333,344.68	0.00%	1,333,344.68	0.00%
TOTAL	11,240,901,310.66	100%	10,584,112,839.44	100%	13,260,397,429.23	100%	35,085,411,579.33	100%	35,085,411,579.33	100%

**ÉVOLUTION DES PERCEPTIONS DOUANIÈRES À L'IMPORTATION PAR GRANDS CHAMPS DE TAXATION
1ER TRIMESTRE 2025-2026**



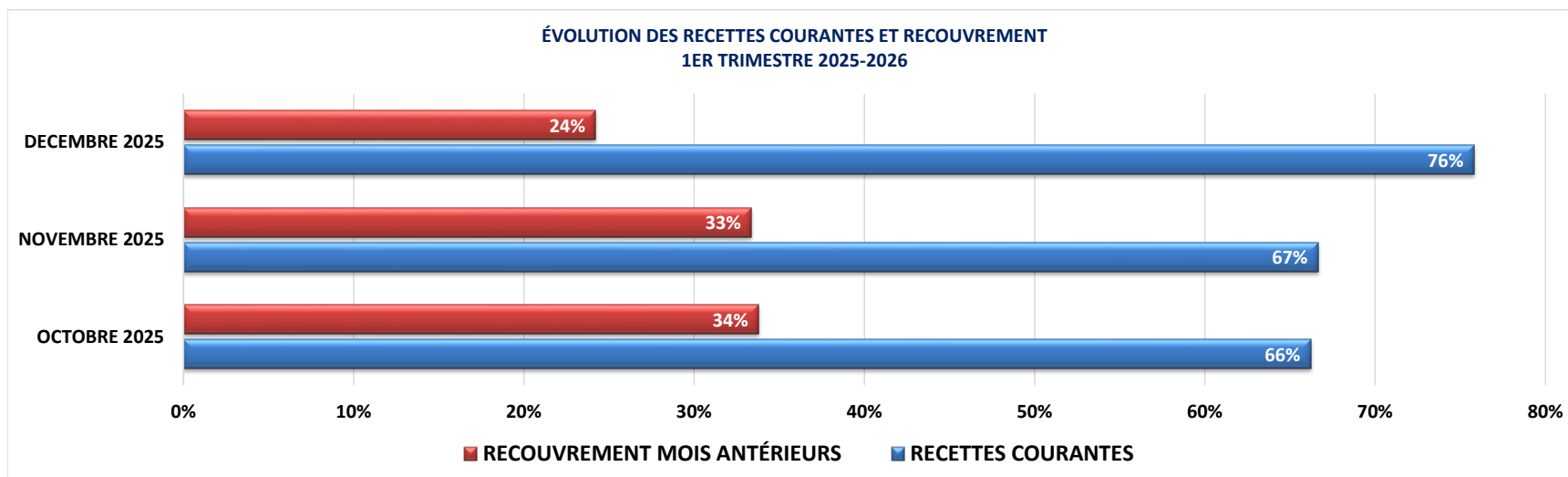
**Tab. 4.-RECETTES COURANTES ET RECOUVREMENT
1ER TRIMESTRE 2025-2026**

	OCTOBRE 2025		NOVEMBRE 2025		DÉCEMBRE 2025		1ER TRIMESTRE 2025-2026		TOTAL ANNUEL Oct-Déc 2025-2026	
	COLLECTE	%	COLLECTE	%	COLLECTE	%	COLLECTE	%	COLLECTE	%
RECETTES COURANTES	7,442,987,510.53	66%	7,053,591,731.62	67%	10,050,288,636.04	76%	24,546,867,878.19	70%	24,546,867,878.19	70%
RECOUVREMENT MOIS ANTÉRIEURS	3,797,913,800.13	34%	3,530,521,107.82	33%	3,210,108,793.19	24%	10,538,543,701.14	30%	10,538,543,701.14	30%
TOTAL	11,240,901,310.66	100%	10,584,112,839.44	100%	13,260,397,429.23	100%	35,085,411,579.33	100%	35,085,411,579.33	100%

Note méthodologique:

Les « **RECETTES COURANTES** » désignent les perceptions provenant des déclarations en douane enregistrées, liquidées et payées au cours du 1er trimestre (d'octobre 2025 à décembre 2025).

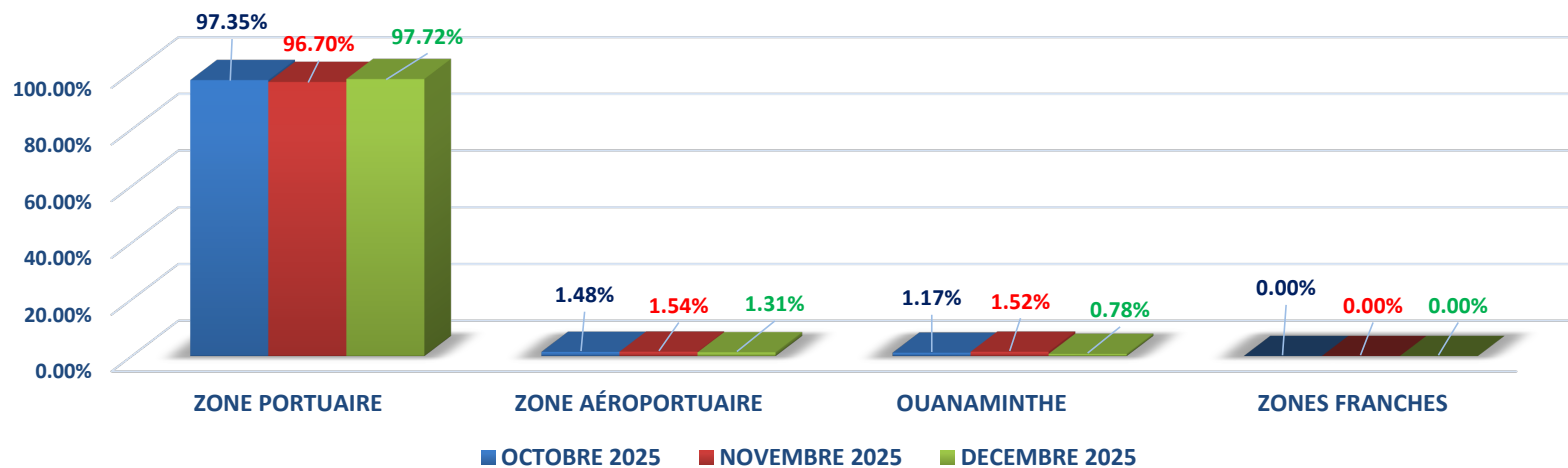
Le « **RECOUVREMENT MOIS ANTÉRIEURS** » englobe les recettes découlant des déclarations enregistrées avant le 1er trimestre mais qui ont été acquittées durant le trimestre.



**Tab. 5.-IMPORTATIONS TAXÉES PAR ZONE GÉOGRAPHIQUE ET PAR BUREAU DE DOUANE
1ER TRIMESTRE 2025-2026**

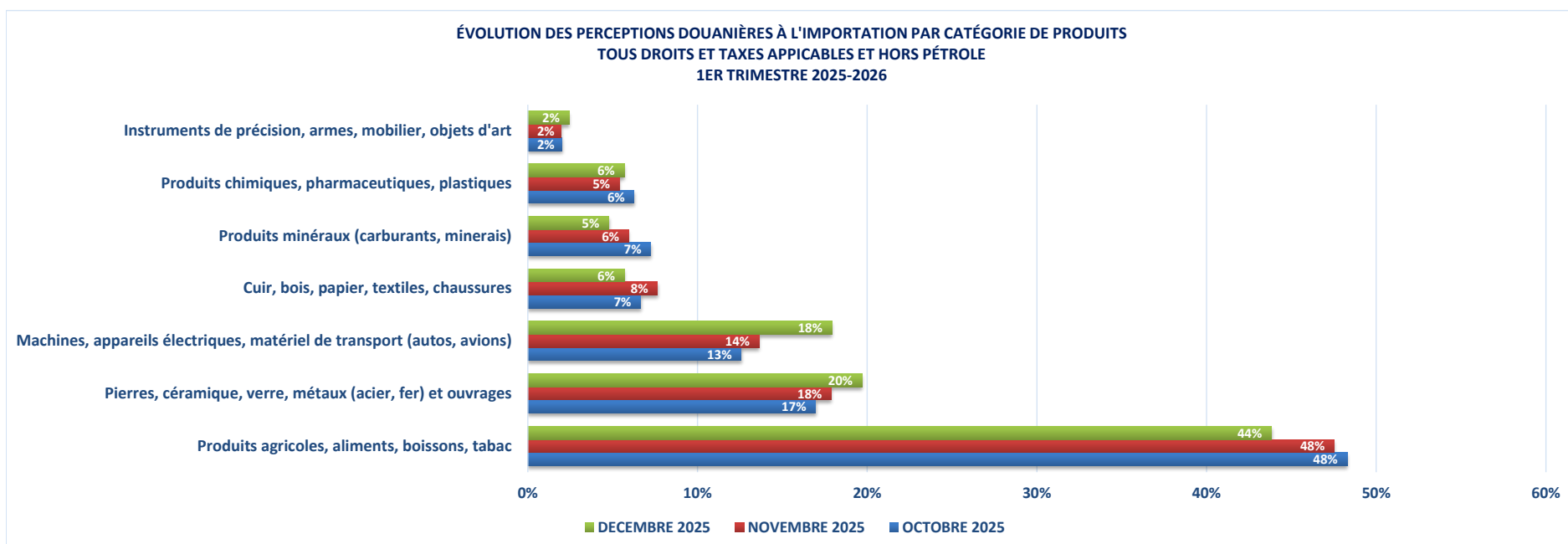
ZONE/BUREAU	OCTOBRE 2025		NOVEMBRE 2025		DÉCEMBRE 2025		1ER TRIMESTRE 2025-2026		TOTAL ANNUEL Oct-Déc 2025-2026	
	COLLECTE	%	COLLECTE	%	COLLECTE	%	COLLECTE	%	COLLECTE	%
ZONE PORTUAIRE	10,943,310,170.70	97.35%	10,234,643,232.80	96.70%	12,958,120,295.58	97.72%	34,136,073,699.08	97.29%	34,136,073,699.08	97.29%
PORT DE PAUP	9,565,031,684.13	85.09%	8,678,472,917.32	82.00%	11,117,960,936.32	83.84%	29,361,465,537.77	83.69%	29,361,465,537.77	83.69%
CAP-HAITIEN	1,154,882,106.12	10.27%	1,359,521,739.17	12.84%	1,399,797,093.58	10.56%	3,914,200,938.87	11.16%	3,914,200,938.87	11.16%
SAINT LOUIS DU SUD	123,742,054.60	1.10%	56,104,114.57	0.53%	230,362,561.38	1.74%	410,208,730.55	1.17%	410,208,730.55	1.17%
MIRAGOANE	53,591,439.80	0.48%	105,827,048.28	1.00%	152,963,877.12	1.15%	312,382,365.20	0.89%	312,382,365.20	0.89%
ST MARC	42,327,579.45	0.38%	33,181,965.86	0.31%	56,131,329.79	0.42%	131,640,875.10	0.38%	131,640,875.10	0.38%
GONAIVES	3,372,458.80	0.03%	1,071,897.73	0.01%	779,608.95	0.01%	5,223,965.48	0.01%	5,223,965.48	0.01%
CAYES	362,847.80	0.00%	463,549.87	0.00%	124,888.44	0.00%	951,286.11	0.00%	951,286.11	0.00%
ZONE AÉROPORTUAIRE	165,945,811.73	1.48%	162,854,657.77	1.54%	173,561,047.66	1.31%	502,361,517.16	1.43%	502,361,517.16	1.43%
AEROPORT DE PAUP	163,778,949.17	1.46%	158,396,612.12	1.50%	170,593,321.34	1.29%	492,768,882.63	1.40%	492,768,882.63	1.40%
AEROPORT DES CAYES	2,166,862.56	0.02%	4,458,045.65	0.04%	2,967,726.32	0.02%	9,592,634.53	0.03%	9,592,634.53	0.03%
ZONE FRONTALIÈRE	131,554,147.80	1.17%	186,539,920.87	1.76%	128,673,752.31	0.97%	446,767,820.98	1.27%	446,767,820.98	1.27%
OUANANMINTHE	131,554,147.80	1.17%	160,780,962.58	1.52%	103,116,194.53	0.78%	395,451,304.91	1.13%	395,451,304.91	1.13%
MALPASSE		0.00%	20,595,380.08	0.19%	22,688,136.62	0.17%	43,283,516.70	0.12%	43,283,516.70	0.12%
BELLADERE		0.00%	5,163,578.21	0.05%	2,869,421.16	0.02%	8,032,999.37	0.02%	8,032,999.37	0.02%
ZONES FRANCHES	91,180.43	0.00%	75,028.00	0.00%	42,333.68	0.00%	208,542.11	0.00%	208,542.11	0.00%
SONAPI	91,180.43	0.00%	75,028.00	0.00%	42,333.68	0.00%	208,542.11	0.00%	208,542.11	0.00%
TOTAL	11,240,901,310.66	100%	10,584,112,839.44	100%	13,260,397,429.23	100%	35,085,411,579.33	100%	35,085,411,579.33	100%

**ÉVOLUTION DES PERCEPTIONS DOUANIÈRES À L'IMPORTATION PAR ZONE GÉOGRAPHIQUE
1ER TRIMESTRE 2025-2026**



**Tab. 6.-IMPORTATIONS TAXÉES PAR CATÉGORIE DE PRODUITS
TOUS DROITS ET TAXES APPICABLES ET HORS PÉTROLE
1ER TRIMESTRE 2025-2026**

CATÉGORIE DE PRODUITS	OCTOBRE 2025		NOVEMBRE 2025		DÉCEMBRE 2025		1ER TRIMESTRE 2025-2026		TOTAL ANNUEL Oct-Déc 2025-2026	
	COLLECTE	%	COLLECTE	%	COLLECTE	%	COLLECTE	%	COLLECTE	%
Produits agricoles, aliments, boissons, tabac	3,890,332,889.49	48%	3,650,500,936.64	48%	4,075,114,385.80	44%	11,615,948,211.93	46%	11,615,948,211.93	46%
Pierres, céramique, verre, métaux (acier, fer) et ouvrages	1,366,522,632.43	17%	1,374,373,712.64	18%	1,831,761,187.78	20%	4,572,657,532.85	18%	4,572,657,532.85	18%
Machines, appareils électriques, matériel de transport (autos, avions)	1,012,911,273.87	13%	1,047,232,501.83	14%	1,666,080,916.69	18%	3,726,224,692.39	15%	3,726,224,692.39	15%
Cuir, bois, papier, textiles, chaussures	536,017,355.64	7%	587,046,103.58	8%	528,878,714.39	6%	1,651,942,173.61	7%	1,651,942,173.61	7%
Produits minéraux (carburants, minerais)	583,955,628.71	7%	456,312,600.25	6%	443,244,277.61	5%	1,483,512,506.57	6%	1,483,512,506.57	6%
Produits chimiques, pharmaceutiques, plastiques	505,134,255.03	6%	414,665,356.72	5%	528,510,462.72	6%	1,448,310,074.47	6%	1,448,310,074.47	6%
Instruments de précision, armes, mobilier, objets d'art	162,277,023.11	2%	151,500,240.09	2%	226,280,560.06	2%	540,057,823.26	2%	540,057,823.26	2%
TOTAL	8,057,151,058.28	100%	7,681,631,451.75	100%	9,299,870,505.05	100%	25,038,653,015.08	100%	25,038,653,015.08	100%



**Tab. 7.-IMPORTATIONS TAXÉES PAR CATÉGORIE DE PROFUITS ET PAR RÉGIME DOUANIER
TOUS DROITS ET TAXES APPLICABLES ET HORS PÉTROLE
1ER TRIMESTRE 2025-2026**

CATÉGORIE DE PRODUITS/RÉGIME	OCTOBRE 2025		NOVEMBRE 2025		DÉCEMBRE 2025		1ER TRIMESTRE 2025-2026		TOTAL ANNUEL Oct-Déc 2025-2026	
	COLLECTE	%	COLLECTE	%	COLLECTE	%	COLLECTE	%	COLLECTE	%
Produits agricoles, aliments, boissons, tabac	3,890,332,889.49	48.28%	3,650,500,936.64	47.52%	4,075,114,385.80	43.82%	11,615,948,211.93	46.39%	11,615,948,211.93	46.39%
(IM4) Mise à la Consommation	3,889,363,783.85	48.27%	3,650,427,884.43	47.52%	4,075,114,385.80	43.82%	11,614,906,054.08	46.39%	11,614,906,054.08	46.39%
(IM9) Autres procédures à l'Import	969,105.64	0.01%	36,594.59	0.00%		0.00%	1,005,700.23	0.00%	1,005,700.23	0.00%
(IM8) Transit		0.00%	36,457.62	0.00%		0.00%	36,457.62	0.00%	36,457.62	0.00%
Pierres, céramique, verre, métaux (acier, fer) et ouvrages	1,366,522,632.43	16.96%	1,374,373,712.64	17.89%	1,831,761,187.78	19.70%	4,572,657,532.85	18.26%	4,572,657,532.85	18.26%
(IM4) Mise à la Consommation	1,218,327,912.24	15.12%	1,202,907,434.42	15.66%	1,769,303,163.63	19.03%	4,190,538,510.29	16.74%	4,190,538,510.29	16.74%
(IM5) Admission et Importation Temporaire	137,867,430.38	1.71%	129,786,550.49	1.69%	51,630,137.18	0.56%	319,284,118.05	1.28%	319,284,118.05	1.28%
(IM8) Transit	10,326,212.33	0.13%	41,668,095.42	0.54%	10,824,364.81	0.12%	62,818,672.56	0.25%	62,818,672.56	0.25%
(IM9) Autres procédures à l'Import	1,077.48	0.00%	11,632.31	0.00%	3,522.16	0.00%	16,231.95	0.00%	16,231.95	0.00%
Machines, appareils électriques, matériel de transport (autos, avions)	1,012,911,273.87	12.57%	1,047,232,501.83	13.63%	1,666,080,916.69	17.92%	3,726,224,692.39	14.88%	3,726,224,692.39	14.88%
(IM4) Mise à la Consommation	1,012,087,158.77	12.56%	1,044,483,818.06	13.60%	1,649,903,112.04	17.74%	3,706,474,088.87	14.80%	3,706,474,088.87	14.80%
(IM8) Transit	300,968.35	0.00%	2,748,682.50	0.04%	15,953,856.97	0.17%	19,003,507.82	0.08%	19,003,507.82	0.08%
(IM5) Admission et Importation Temporaire	523,146.75	0.01%		0.00%	214,690.08	0.00%	737,836.83	0.00%	737,836.83	0.00%
(IM9) Autres procédures à l'Import		0.00%	1.27	0.00%	9,257.60	0.00%	9,258.87	0.00%	9,258.87	0.00%
Cuir, bois, papier, textiles, chaussures	536,017,355.64	6.65%	587,046,103.58	7.64%	528,878,714.39	5.69%	1,651,942,173.61	6.60%	1,651,942,173.61	6.60%
(IM4) Mise à la Consommation	532,549,728.51	6.61%	570,817,317.15	7.43%	526,327,431.34	5.66%	1,629,694,477.00	6.51%	1,629,694,477.00	6.51%
(IM8) Transit	13,899.60	0.00%	11,583,582.65	0.15%	1,123,601.37	0.01%	12,721,083.62	0.05%	12,721,083.62	0.05%
(IM5) Admission et Importation Temporaire	3,453,727.53	0.04%	4,645,203.78	0.06%	1,427,681.68	0.02%	9,526,612.99	0.04%	9,526,612.99	0.04%
Produits minéraux (carburants, minerais)	583,955,628.71	7.25%	456,312,600.25	5.94%	443,244,277.61	4.77%	1,483,512,506.57	5.92%	1,483,512,506.57	5.92%
(IM4) Mise à la Consommation	583,955,628.71	7.25%	456,308,580.55	5.94%	443,244,277.61	4.77%	1,483,508,486.87	5.92%	1,483,508,486.87	5.92%
(IM8) Transit		0.00%	4,019.70	0.00%		0.00%	4,019.70	0.00%	4,019.70	0.00%
Produits chimiques, pharmaceutiques, plastiques	505,134,255.03	6.27%	414,665,356.72	5.40%	528,510,462.72	5.68%	1,448,310,074.47	5.78%	1,448,310,074.47	5.78%
(IM4) Mise à la Consommation	502,726,714.80	6.24%	414,131,401.81	5.39%	526,546,779.92	5.66%	1,443,404,896.53	5.76%	1,443,404,896.53	5.76%
(IM9) Autres procédures à l'Import	2,399,192.92	0.03%	413,402.45	0.01%	1,963,682.80	0.02%	4,776,278.17	0.02%	4,776,278.17	0.02%
(IM8) Transit	8,347.31	0.00%	120,552.46	0.00%		0.00%	128,899.77	0.00%	128,899.77	0.00%
Instruments de précision, armes, mobilier, objets d'art	162,277,023.11	2.01%	151,500,240.09	1.97%	226,280,560.06	2.43%	540,057,823.26	2.16%	540,057,823.26	2.16%
(IM4) Mise à la Consommation	162,264,205.15	2.01%	151,261,797.53	1.97%	226,280,560.06	2.43%	539,806,562.74	2.16%	539,806,562.74	2.16%
(IM8) Transit	12,636.08	0.00%	216,560.35	0.00%		0.00%	229,196.43	0.00%	229,196.43	0.00%
(IM9) Autres procédures à l'Import	181.88	0.00%	21,882.21	0.00%		0.00%	22,064.09	0.00%	22,064.09	0.00%
TOTAL	8,057,151,058.28	100%	7,681,631,451.75	100%	9,299,870,505.05	100%	25,038,653,015.08	100%	25,038,653,015.08	100%

NOMENCLATURE PAR SECTION DU TARIF DOUANIER SH

SECTION	LIBELLE
1	ANIMAUX VIVANTS & PRODUITS DU RÈGNE ANIMAL
2	PRODUITS DU RÈGNE VEGETAL
3	GRAISSES & HUILES ANIMALES OU VÉGÉTALES; PRODUITS DE LEUR DISSOCIATION; GRAISSES ALIMENTAIRES ÉLABORÉES; CIRES D'ORIGINE ANIMALE OU VÉGÉTALE
4	PRODUITS DES INDUSTRIES ALIMENTAIRES, BOISSONS, LIQUIDES ALCOOLIQUES ET VINAIGRES, TABACS ET SUCCENDAMES DE TABAC FABRIQUES
5	PRODUITS MINÉRAUX
6	PRODUITS DES INDUSTRIES CHIMIQUES OU DES INDUSTRIES CONNEXES
7	MATIÈRES PLASTIQUES & OUVRAGES EN CES MATIÈRES, CAOUTCHOUC ET OUVRAGES EN CAOUTCHOUC
8	PEAUX, CUIR ET OUVRAGES; ART.DE SELLERIE ET ART.EN BOYAUX
9	BOIS, CHARBON DE BOIS & OUVRAGES EN BOIS, LIEGE ET OUVRAGES EN LIEGE, OUVRAGES DE SPARTERIES OU DE VANNERIES
10	PATES DE BOIS OU D'AUTRES MATIÈRES FIBREUSES CELLULOSIQUES, PAPIER OU CARTON A RECYCLER
11	MATIÈRES TEXTILES & OUVRAGES EN CES MATIÈRES
12	CHAUSSURES, COIFFURES, PARASOLS,..., FLEURS ARTIFICIELLES ET OUVRAGES EN CHEVEUX
13	OUVRAGES EN PIERRES, PLATRE, CIMENT, AMIANTE, MICA OU MATIÈRES ANALOGUES, PRODUITS CÉRAMIQUES, VERRE ET OUVRAGE EN VERRE
14	MÉTAUX PRÉCIEUX, PLAQUES OU DOUBLES DE MÉTAUX PRÉCIEUX ET OUVRAGES EN CES MATIÈRES; BIJOUTERIE DE FANTAISIE; MONNAIES
15	MÉTAUX COMMUNS & OUVRAGES EN CES MÉTAUX
16	MACHINES ET APPAREILS, MATÉRIEL ÉLECTRIQUE ET LEURS PARTIES; APPAREILS D'ENREGISTREMENT OU DE REPRODUCTION DU SON, APPAREILS D'ENREGISTREMENT OU DE REPRODUCTION DES IMAGES ET DU SON EN TELEVISION, ET PARTIES ET ACCESSOIRES DE CES APPAREILS
17	MATÉRIEL DE TRANSPORT
18	INSTRUMENTS ET APPAREILS D'OPTIQUE, DE PHOTOGRAPHIE OU DE CINÉMATOGRAPHIE, DE MESURE, DE CONTRÔLE OU DE PRÉCISION; INSTRUMENTS ET APPAREILS MÉDICAUX CHIRURGICAUX; HORLOGERIE; INSTRUMENTS DE MUSIQUE; LEURS PARTIES
19	ARMES, MUNITIONS & LEURS PARTIES ET ACCESSOIRES
20	MARCHANDISES & PRODUITS DIVERS
21	OBJETS D'ART, DE COLLECTION OU D'ANTIQUITÉ

Tab. 8.-IMPORTATIONS TAXÉES PAR SECTION DU TARIF SH ET PAR DÉLAI DE DÉDOUANEMENT ENTRE LA DATE DE L'ENREGISTREMENT ET LA DATE DE LA LIQUIDATION
TOUS DROITS ET TAXES APPLICABLES ET HORS PÉTROLE
1ER TRIMESTRE 2025-2026

SECTION	OCTOBRE 2025		NOVEMBRE 2025		DÉCEMBRE 2025		1ER TRIMESTRE 2025-2026		TOTAL ANNUEL Oct-Déc 2025-2026	
	COLLECTE	%	COLLECTE	%	COLLECTE	%	COLLECTE	%	COLLECTE	%
01	1,396,395,090.47	17.33%	1,091,387,492.79	14.21%	1,119,727,434.77	12.04%	3,607,510,018.03	14.41%	3,607,510,018.03	14.41%
1-3	1,161,091,142.54	14.41%	821,919,038.28	10.70%	991,668,217.23	10.66%	2,974,678,398.05	11.88%	2,974,678,398.05	11.88%
4-10	179,059,998.89	2.22%	211,458,241.66	2.75%	65,179,229.79	0.70%	455,697,470.34	1.82%	455,697,470.34	1.82%
11-14	33,110,371.91	0.41%	4,827,979.85	0.06%	8,230,854.22	0.09%	46,169,205.98	0.18%	46,169,205.98	0.18%
15-21	17,385,013.97	0.22%	10,603,367.93	0.14%	4,235,593.24	0.05%	32,223,975.14	0.13%	32,223,975.14	0.13%
> 21 JOURS	5,748,563.16	0.07%	42,578,865.07	0.55%	50,413,540.29	0.54%	98,740,968.52	0.39%	98,740,968.52	0.39%
02	960,972,891.02	11.93%	1,113,159,200.82	14.49%	1,337,967,714.45	14.39%	3,412,099,806.29	13.63%	3,412,099,806.29	13.63%
1-3	888,270,161.66	11.02%	1,032,722,500.22	13.44%	1,076,263,308.56	11.57%	2,997,255,970.44	11.97%	2,997,255,970.44	11.97%
4-10	47,950,867.41	0.60%	59,493,348.83	0.77%	200,123,260.73	2.15%	307,567,476.97	1.23%	307,567,476.97	1.23%
11-14	5,601,028.28	0.07%	1,148,481.84	0.01%	31,621,382.61	0.34%	38,370,892.73	0.15%	38,370,892.73	0.15%
15-21	1,590,236.37	0.02%	2,378,368.24	0.03%	7,251,129.43	0.08%	11,219,734.04	0.04%	11,219,734.04	0.04%
> 21 JOURS	17,560,597.30	0.22%	17,416,501.69	0.23%	22,708,633.12	0.24%	57,685,732.11	0.23%	57,685,732.11	0.23%
03	118,373,958.18	1.47%	165,427,614.90	2.15%	199,482,257.28	2.15%	483,283,830.36	1.93%	483,283,830.36	1.93%
1-3	73,613,179.92	0.91%	138,095,978.22	1.80%	169,251,804.85	1.82%	380,960,962.99	1.52%	380,960,962.99	1.52%
4-10	20,485,364.73	0.25%	25,545,506.61	0.33%	26,116,698.23	0.28%	72,147,569.57	0.29%	72,147,569.57	0.29%
11-14	435,253.18	0.01%	122,542.28	0.00%	501,474.72	0.01%	1,059,270.18	0.00%	1,059,270.18	0.00%
15-21	21,156,675.07	0.26%	220,691.68	0.00%	921,668.38	0.01%	22,299,035.13	0.09%	22,299,035.13	0.09%
> 21 JOURS	2,683,485.28	0.03%	1,442,896.11	0.02%	2,690,611.10	0.03%	6,816,992.49	0.03%	6,816,992.49	0.03%
04	1,414,590,949.82	17.56%	1,280,526,628.13	16.67%	1,417,936,979.30	15.25%	4,113,054,557.25	16.43%	4,113,054,557.25	16.43%
1-3	886,079,659.99	11.00%	849,127,534.55	11.05%	1,164,053,524.05	12.52%	2,899,260,718.59	11.58%	2,899,260,718.59	11.58%
4-10	391,266,619.59	4.86%	319,849,518.14	4.16%	190,050,913.72	2.04%	901,167,051.45	3.60%	901,167,051.45	3.60%
11-14	52,940,276.15	0.66%	73,142,863.41	0.95%	17,523,062.90	0.19%	143,606,202.46	0.57%	143,606,202.46	0.57%
15-21	43,457,461.62	0.54%	17,505,811.50	0.23%	9,848,628.75	0.11%	70,811,901.87	0.28%	70,811,901.87	0.28%
> 21 JOURS	40,846,932.47	0.51%	20,900,900.53	0.27%	36,460,849.88	0.39%	98,208,682.88	0.39%	98,208,682.88	0.39%
05	583,955,628.71	7.25%	456,312,600.25	5.94%	443,244,277.61	4.77%	1,483,512,506.57	5.92%	1,483,512,506.57	5.92%
1-3	545,418,832.53	6.77%	377,709,198.07	4.92%	352,063,236.26	3.79%	1,275,191,266.86	5.09%	1,275,191,266.86	5.09%
4-10	38,418,685.64	0.48%	8,040,723.53	0.10%	89,658,893.41	0.96%	136,118,302.58	0.54%	136,118,302.58	0.54%
11-14	22,954.38	0.00%	33,188,306.84	0.43%	138,729.27	0.00%	33,349,990.49	0.13%	33,349,990.49	0.13%
15-21	45,092.83	0.00%	37,284,941.67	0.49%	124,165.48	0.00%	37,454,199.98	0.15%	37,454,199.98	0.15%
> 21 JOURS	50,063.33	0.00%	89,430.14	0.00%	1,259,253.19	0.01%	1,398,746.66	0.01%	1,398,746.66	0.01%
06	505,134,255.03	6.27%	414,665,356.72	5.40%	528,510,462.72	5.68%	1,448,310,074.47	5.78%	1,448,310,074.47	5.78%
1-3	261,749,774.71	3.25%	255,053,981.65	3.32%	383,334,544.46	4.12%	900,138,300.82	3.59%	900,138,300.82	3.59%
4-10	154,193,112.66	1.91%	122,216,989.89	1.59%	73,425,212.24	0.79%	349,835,314.79	1.40%	349,835,314.79	1.40%
11-14	19,189,233.79	0.24%	10,726,145.72	0.14%	11,014,390.56	0.12%	40,929,770.07	0.16%	40,929,770.07	0.16%

Tab. 8.-IMPORTATIONS TAXÉES PAR SECTION DU TARIF SH ET PAR DÉLAI DE DÉDOUANEMENT ENTRE LA DATE DE L'ENREGISTREMENT ET LA DATE DE LA LIQUIDATION
TOUS DROITS ET TAXES APPLICABLES ET HORS PÉTROLE
1ER TRIMESTRE 2025-2026

SECTION	OCTOBRE 2025		NOVEMBRE 2025		DÉCEMBRE 2025		1ER TRIMESTRE 2025-2026		TOTAL ANNUEL Oct-Déc 2025-2026	
	COLLECTE	%	COLLECTE	%	COLLECTE	%	COLLECTE	%	COLLECTE	%
15-21	16,433,967.97	0.20%	10,753,384.56	0.14%	16,999,709.75	0.18%	44,187,062.28	0.18%	44,187,062.28	0.18%
> 21 JOURS	53,568,165.90	0.66%	15,914,854.90	0.21%	43,736,605.71	0.47%	113,219,626.51	0.45%	113,219,626.51	0.45%
07	385,923,034.37	4.79%	387,988,538.44	5.05%	388,969,007.15	4.18%	1,162,880,579.96	4.64%	1,162,880,579.96	4.64%
1-3	274,693,687.91	3.41%	255,723,477.50	3.33%	279,556,971.94	3.01%	809,974,137.35	3.23%	809,974,137.35	3.23%
4-10	87,920,551.07	1.09%	76,603,409.15	1.00%	65,037,329.56	0.70%	229,561,289.78	0.92%	229,561,289.78	0.92%
11-14	6,746,714.46	0.08%	22,978,985.36	0.30%	12,974,225.37	0.14%	42,699,925.19	0.17%	42,699,925.19	0.17%
15-21	4,332,635.92	0.05%	8,560,651.36	0.11%	8,236,066.21	0.09%	21,129,353.49	0.08%	21,129,353.49	0.08%
> 21 JOURS	12,229,445.01	0.15%	24,122,015.07	0.31%	23,164,414.07	0.25%	59,515,874.15	0.24%	59,515,874.15	0.24%
08	56,282,229.09	0.70%	35,254,425.55	0.46%	69,349,902.50	0.75%	160,886,557.14	0.64%	160,886,557.14	0.64%
1-3	24,528,143.78	0.30%	20,398,076.38	0.27%	56,591,837.18	0.61%	101,518,057.34	0.41%	101,518,057.34	0.41%
4-10	22,889,352.79	0.28%	10,021,413.76	0.13%	1,893,463.38	0.02%	34,804,229.93	0.14%	34,804,229.93	0.14%
11-14	734,627.93	0.01%	397,535.09	0.01%	500,601.70	0.01%	1,632,764.72	0.01%	1,632,764.72	0.01%
15-21	442,138.42	0.01%	121,007.42	0.00%	1,048,287.06	0.01%	1,611,432.90	0.01%	1,611,432.90	0.01%
> 21 JOURS	7,687,966.17	0.10%	4,316,392.90	0.06%	9,315,713.18	0.10%	21,320,072.25	0.09%	21,320,072.25	0.09%
09	93,812,092.18	1.16%	163,803,139.59	2.13%	70,559,804.74	0.76%	328,175,036.51	1.31%	328,175,036.51	1.31%
1-3	80,601,139.42	1.00%	154,764,637.13	2.01%	52,194,177.46	0.56%	287,559,954.01	1.15%	287,559,954.01	1.15%
4-10	10,205,309.90	0.13%	4,656,367.14	0.06%	9,449,284.00	0.10%	24,310,961.04	0.10%	24,310,961.04	0.10%
11-14	421,449.55	0.01%	2,290,574.57	0.03%	2,631,336.13	0.03%	5,343,360.25	0.02%	5,343,360.25	0.02%
15-21	242,225.56	0.00%	121,230.42	0.00%	990,289.37	0.01%	1,353,745.35	0.01%	1,353,745.35	0.01%
> 21 JOURS	2,341,967.75	0.03%	1,970,330.33	0.03%	5,294,717.78	0.06%	9,607,015.86	0.04%	9,607,015.86	0.04%
10	77,210,781.67	0.96%	80,520,036.14	1.05%	76,015,453.96	0.82%	233,746,271.77	0.93%	233,746,271.77	0.93%
1-3	47,975,290.31	0.60%	54,756,294.16	0.71%	46,642,900.70	0.50%	149,374,485.17	0.60%	149,374,485.17	0.60%
4-10	22,068,837.80	0.27%	8,765,402.04	0.11%	22,499,536.58	0.24%	53,333,776.42	0.21%	53,333,776.42	0.21%
11-14	2,773,009.42	0.03%	1,108,670.79	0.01%	2,960,086.59	0.03%	6,841,766.80	0.03%	6,841,766.80	0.03%
15-21	1,518,332.73	0.02%	6,147,184.22	0.08%	2,186,175.90	0.02%	9,851,692.85	0.04%	9,851,692.85	0.04%
> 21 JOURS	2,875,311.41	0.04%	9,742,484.93	0.13%	1,726,754.19	0.02%	14,344,550.53	0.06%	14,344,550.53	0.06%
11	624,273,556.72	7.75%	641,080,431.95	8.35%	876,202,766.60	9.42%	2,141,556,755.27	8.55%	2,141,556,755.27	8.55%
1-3	237,672,599.45	2.95%	345,997,665.52	4.50%	530,691,494.72	5.71%	1,114,361,759.69	4.45%	1,114,361,759.69	4.45%
4-10	170,319,400.31	2.11%	100,125,941.75	1.30%	71,313,180.68	0.77%	341,758,522.74	1.36%	341,758,522.74	1.36%
11-14	52,267,869.13	0.65%	8,942,009.27	0.12%	24,819,691.51	0.27%	86,029,569.91	0.34%	86,029,569.91	0.34%
15-21	23,424,996.10	0.29%	28,429,711.16	0.37%	27,920,171.92	0.30%	79,774,879.18	0.32%	79,774,879.18	0.32%
> 21 JOURS	140,588,691.73	1.74%	157,585,104.25	2.05%	221,458,227.77	2.38%	519,632,023.75	2.08%	519,632,023.75	2.08%
12	195,852,068.19	2.43%	143,196,095.41	1.86%	244,480,885.11	2.63%	583,529,048.71	2.33%	583,529,048.71	2.33%
1-3	114,843,891.03	1.43%	116,370,987.75	1.51%	230,871,781.58	2.48%	462,086,660.36	1.85%	462,086,660.36	1.85%

Tab. 8.-IMPORTATIONS TAXÉES PAR SECTION DU TARIF SH ET PAR DÉLAI DE DÉDOUANEMENT ENTRE LA DATE DE L'ENREGISTREMENT ET LA DATE DE LA LIQUIDATION
TOUS DROITS ET TAXES APPLICABLES ET HORS PÉTROLE
1ER TRIMESTRE 2025-2026

SECTION	OCTOBRE 2025		NOVEMBRE 2025		DÉCEMBRE 2025		1ER TRIMESTRE 2025-2026		TOTAL ANNUEL Oct-Déc 2025-2026	
	COLLECTE	%	COLLECTE	%	COLLECTE	%	COLLECTE	%	COLLECTE	%
4-10	71,662,781.75	0.89%	17,454,417.77	0.23%	6,570,701.67	0.07%	95,687,901.19	0.38%	95,687,901.19	0.38%
11-14	1,833,163.41	0.02%	3,365,181.39	0.04%	1,331,198.63	0.01%	6,529,543.43	0.03%	6,529,543.43	0.03%
15-21	1,088,051.28	0.01%	1,046,993.16	0.01%	499,243.69	0.01%	2,634,288.13	0.01%	2,634,288.13	0.01%
> 21 JOURS	6,424,180.72	0.08%	4,958,515.34	0.06%	5,207,959.54	0.06%	16,590,655.60	0.07%	16,590,655.60	0.07%
13	93,031,348.28	1.15%	85,773,925.58	1.12%	218,022,127.98	2.34%	396,827,401.84	1.58%	396,827,401.84	1.58%
1-3	65,835,450.99	0.82%	38,871,824.93	0.51%	183,789,862.68	1.98%	288,497,138.60	1.15%	288,497,138.60	1.15%
4-10	17,753,143.61	0.22%	34,601,146.10	0.45%	18,327,241.17	0.20%	70,681,530.88	0.28%	70,681,530.88	0.28%
11-14	802,650.08	0.01%	6,126,815.18	0.08%	3,638,557.69	0.04%	10,568,022.95	0.04%	10,568,022.95	0.04%
15-21	1,800,309.20	0.02%	303,367.43	0.00%	1,506,029.91	0.02%	3,609,706.54	0.01%	3,609,706.54	0.01%
> 21 JOURS	6,839,794.40	0.08%	5,870,771.94	0.08%	10,760,436.53	0.12%	23,471,002.87	0.09%	23,471,002.87	0.09%
14	4,173,511.99	0.05%	5,711,069.95	0.07%	10,299,870.64	0.11%	20,184,452.58	0.08%	20,184,452.58	0.08%
1-3	2,028,865.62	0.03%	3,826,179.03	0.05%	9,838,079.44	0.11%	15,693,124.09	0.06%	15,693,124.09	0.06%
4-10	2,078,954.60	0.03%	1,495,754.12	0.02%	338,472.86	0.00%	3,913,181.58	0.02%	3,913,181.58	0.02%
11-14	1,690.65	0.00%	61,244.38	0.00%	56,044.26	0.00%	118,979.29	0.00%	118,979.29	0.00%
15-21	1,664.78	0.00%	248,644.20	0.00%	2,131.43	0.00%	252,440.41	0.00%	252,440.41	0.00%
> 21 JOURS	62,336.34	0.00%	79,248.22	0.00%	65,142.65	0.00%	206,727.21	0.00%	206,727.21	0.00%
15	371,981,365.58	4.62%	418,092,153.61	5.44%	406,740,083.49	4.37%	1,196,813,602.68	4.78%	1,196,813,602.68	4.78%
1-3	320,503,576.38	3.98%	231,303,772.40	3.01%	324,291,217.47	3.49%	876,098,566.25	3.50%	876,098,566.25	3.50%
4-10	27,802,519.87	0.35%	169,358,021.05	2.20%	57,476,620.81	0.62%	254,637,161.73	1.02%	254,637,161.73	1.02%
11-14	6,712,807.94	0.08%	8,507,314.34	0.11%	8,860,622.12	0.10%	24,080,744.40	0.10%	24,080,744.40	0.10%
15-21	4,635,484.91	0.06%	1,608,296.51	0.02%	3,956,365.37	0.04%	10,200,146.79	0.04%	10,200,146.79	0.04%
> 21 JOURS	12,326,976.48	0.15%	7,314,749.31	0.10%	12,155,257.72	0.13%	31,796,983.51	0.13%	31,796,983.51	0.13%
16	580,643,981.94	7.21%	569,982,122.49	7.42%	866,277,960.60	9.31%	2,016,904,065.03	8.06%	2,016,904,065.03	8.06%
1-3	365,059,597.92	4.53%	341,800,383.80	4.45%	647,520,078.50	6.96%	1,354,380,060.22	5.41%	1,354,380,060.22	5.41%
4-10	154,409,037.04	1.92%	161,449,598.05	2.10%	135,003,352.82	1.45%	450,861,987.91	1.80%	450,861,987.91	1.80%
11-14	22,265,265.53	0.28%	20,094,637.32	0.26%	16,507,175.17	0.18%	58,867,078.02	0.24%	58,867,078.02	0.24%
15-21	10,226,424.29	0.13%	11,679,536.37	0.15%	19,823,989.93	0.21%	41,729,950.59	0.17%	41,729,950.59	0.17%
> 21 JOURS	28,683,657.16	0.36%	34,957,966.95	0.46%	47,423,364.18	0.51%	111,064,988.29	0.44%	111,064,988.29	0.44%
17	411,066,744.66	5.10%	452,810,684.56	5.89%	771,224,860.89	8.29%	1,635,102,290.11	6.53%	1,635,102,290.11	6.53%
1-3	131,229,862.59	1.63%	193,259,005.54	2.52%	448,921,452.61	4.83%	773,410,320.74	3.09%	773,410,320.74	3.09%
4-10	193,481,093.39	2.40%	154,336,411.43	2.01%	138,823,525.77	1.49%	486,641,030.59	1.94%	486,641,030.59	1.94%
11-14	19,825,448.17	0.25%	26,649,079.90	0.35%	81,175,058.11	0.87%	127,649,586.18	0.51%	127,649,586.18	0.51%
15-21	28,786,810.10	0.36%	28,767,757.02	0.37%	35,927,471.27	0.39%	93,482,038.39	0.37%	93,482,038.39	0.37%
> 21 JOURS	37,743,530.41	0.47%	49,798,430.67	0.65%	66,377,353.13	0.71%	153,919,314.21	0.61%	153,919,314.21	0.61%

Tab. 8.-IMPORTATIONS TAXÉES PAR SECTION DU TARIF SH ET PAR DÉLAI DE DÉDOUANEMENT ENTRE LA DATE DE L'ENREGISTREMENT ET LA DATE DE LA LIQUIDATION
TOUS DROITS ET TAXES APPICABLES ET HORS PÉTROLE
1ER TRIMESTRE 2025-2026

SECTION	OCTOBRE 2025		NOVEMBRE 2025		DÉCEMBRE 2025		1ER TRIMESTRE 2025-2026		TOTAL ANNUEL Oct-Déc 2025-2026	
	COLLECTE	%	COLLECTE	%	COLLECTE	%	COLLECTE	%	COLLECTE	%
18	21,200,547.27	0.26%	24,439,694.78	0.32%	28,578,095.20	0.31%	74,218,337.25	0.30%	74,218,337.25	0.30%
1-3	10,444,045.36	0.13%	11,588,715.13	0.15%	19,580,690.61	0.21%	41,613,451.10	0.17%	41,613,451.10	0.17%
4-10	8,809,011.84	0.11%	10,384,622.49	0.14%	3,970,085.49	0.04%	23,163,719.82	0.09%	23,163,719.82	0.09%
11-14	1,302,311.53	0.02%	559,532.52	0.01%	2,252,304.39	0.02%	4,114,148.44	0.02%	4,114,148.44	0.02%
15-21	227,559.16	0.00%	1,100,101.57	0.01%	1,253,644.34	0.01%	2,581,305.07	0.01%	2,581,305.07	0.01%
> 21 JOURS	417,619.38	0.01%	806,723.07	0.01%	1,521,370.37	0.02%	2,745,712.82	0.01%	2,745,712.82	0.01%
19	3,169,072.02	0.04%	1,799.59	0.00%	0.00%	0.00%	3,170,871.61	0.01%	3,170,871.61	0.01%
1-3		0.00%	1,799.59	0.00%		0.00%	1,799.59	0.00%	1,799.59	0.00%
11-14	3,169,072.02	0.04%		0.00%		0.00%	3,169,072.02	0.01%	3,169,072.02	0.01%
20	157,723,487.86	1.96%	150,659,280.83	1.96%	225,942,302.09	2.43%	534,325,070.78	2.13%	534,325,070.78	2.13%
1-3	98,528,984.68	1.22%	78,116,959.60	1.02%	129,823,811.82	1.40%	306,469,756.10	1.22%	306,469,756.10	1.22%
4-10	25,745,946.77	0.32%	40,824,108.33	0.53%	31,604,056.74	0.34%	98,174,111.84	0.39%	98,174,111.84	0.39%
11-14	9,668,751.25	0.12%	5,138,121.32	0.07%	10,141,596.85	0.11%	24,948,469.42	0.10%	24,948,469.42	0.10%
15-21	3,020,984.84	0.04%	3,542,657.90	0.05%	6,910,884.84	0.07%	13,474,527.58	0.05%	13,474,527.58	0.05%
> 21 JOURS	20,758,820.32	0.26%	23,037,433.68	0.30%	47,461,951.84	0.51%	91,258,205.84	0.36%	91,258,205.84	0.36%
21	1,384,463.23	0.02%	839,159.67	0.01%	338,257.97	0.00%	2,561,880.87	0.01%	2,561,880.87	0.01%
1-3	244,202.15	0.00%	217,076.21	0.00%	75,110.85	0.00%	536,389.21	0.00%	536,389.21	0.00%
4-10	977,728.31	0.01%	365,189.47	0.00%	17,778.22	0.00%	1,360,696.00	0.01%	1,360,696.00	0.01%
11-14	82,149.77	0.00%	102,246.18	0.00%	22,573.26	0.00%	206,969.21	0.00%	206,969.21	0.00%
15-21	47,559.13	0.00%	100,864.00	0.00%	5,571.83	0.00%	153,994.96	0.00%	153,994.96	0.00%
> 21 JOURS	32,823.87	0.00%	53,783.81	0.00%	217,223.81	0.00%	303,831.49	0.00%	303,831.49	0.00%
TOTAL	8,057,151,058.28	100%	7,681,631,451.75	100%	9,299,870,505.05	100%	25,038,653,015.08	100%	25,038,653,015.08	100%

NOMENCLATURE PAR CHAPITRE DU TARIF DOUANIER SH

CHAPITRE SH	LIBELLE
01	ANIMAUX VIVANTS.
02	VIANDES ET ABATS COMESTIBLES.
03	POISSONS ET CRUSTACÉS, MOLLUSQUES ET AUTRES INVERTÉBRÉS AQUATIQUES.
04	LAITS ET PRODUITS DE LA LAITERIE; OEUFS D'OISEAUX; MIEL NATUREL; PRODUITS COMESTIBLES D'ORIGINE ANIMALE, NON DÉNOMMÉS NI COMPRIS AILLEURS.
05	AUTRES PRODUITS D'ORIGINE ANIMALE, NON DÉNOMMÉS NI COMPRIS AILLEURS.
06	PLANTES VIVANTES ET PRODUITS DE LA FLORICULTURE.
07	LÉGUMES, PLANTES, RACINES ET TUBERCULES ALIMENTAIRES.
08	FRUITS COMESTIBLES; ÉCORCES D'AGRUMES OU DE MELONS.
09	CAFÉ, THÉ, MATÉ ET ÉPICES.
10	CÉRÉALES
11	PRODUITS DE LA MINOTERIE; MALT; AMIDONS ET FÉCULES; INULINE; GLUTEN DE FROMENT.
12	GRAINES ET FRUITS OLÉAGINEUX; GRAINES, SEMENCES ET FRUITS DIVERS; PLANTES INDUSTRIELLES OU MÉDICINALES; PAILLES ET FOURRAGES.
13	GOMMES, RÉSINES ET AUTRES SUCS ET EXTRAITS VÉGÉTAUX.
14	MATIÈRES À TRESSER ET AUTRES PRODUITS D'ORIGINE VÉGÉTALE, NON DÉNOMMÉS NI COMPRIS AILLEURS.
15	GRAISSES ET HUILES ANIMALES OU VÉGÉTALES; PRODUITS DE LEUR DISSOCIATION; GRAISSES ALIMENTAIRES ÉLABORÉES; CIRES D'ORIGINE ANIMALE OU VÉGÉTALE.
16	PRÉPARATIONS DE VIANDE, DE POISSONS OU DE CRUSTACÉS, DE MOLLUSQUES OU D'AUTRES INVERTÉBRÉS AQUATIQUES.
17	SUCRES ET SUCRERIES.
18	CACAO ET SES PRÉPARATIONS.
19	PRÉPARATIONS À BASE DE CÉRÉALES, DE FARINES, D'AMIDONS, DE FÉCULES OU DE LAIT; PÂTISSERIES.
20	PRÉPARATIONS DE LÉGUMES, DE FRUITS OU D'AUTRES PARTIES DE PLANTES.
21	PRÉPARATIONS ALIMENTAIRES DIVERSES.
22	BOISSONS, LIQUIDES ALCOOLIQUES ET VINAIGRES.
23	RÉSIDUS ET DÉCHETS DES INDUSTRIES ALIMENTAIRES; ALIMENTS PRÉPARÉS POUR ANIMAUX.
24	TABACS ET SUCCÉDANÉS DE TABAC FABRIQUÉS.
25	SEL; SOUFRE; TERRES ET PIERRES; PLÂTRES, CHAUX ET CIMENTS.
26	MINÉRAIS, SCORIES ET CENDRES.
27	COMBUSTIBLES MINÉRAUX, HUILES MINÉRALES ET PRODUITS DE LEUR DISTILLATION; MATIÈRES BITUMINEUSES; CIRES MINÉRALES.
28	PRODUITS CHIMIQUES INORGANIQUES; COMPOSÉS INORGANIQUES OU ORGANIQUES DE MÉTAUX PRÉCIEUX, D'ÉLÉMENTS RADIOACTIFS, DE MÉTAUX DES TERRES RARES OU D'ISOTOPES.
29	PRODUITS CHIMIQUES ORGANIQUES.
30	PRODUITS PHARMACEUTIQUES.
31	ENGRAIS.
32	EXTRAITS TANNANTS OU TINCTORIAUX; TANINS ET LEURS DÉRIVÉS; PIGMENTS ET AUTRES MATIÈRES COLORANTES; PEINTURES ET VERNIS; MASTICS; ENCRE.
33	HUILES ESSENTIELLES ET RÉSINOÏDES; PRODUITS DE PARFUMERIE OU DE TOILETTE PRÉPARÉS ET PRÉPARATIONS COSMÉTIQUES.
34	SAVONS, AGENTS DE SURFACE ORGANIQUES, PRÉPARATIONS POUR LESSIVES, PRÉPARATIONS LUBRIFIANTES, CIRES ARTIFICIELLES, CIRES PRÉPARÉES, PRODUITS D'ENTRETIEN, BOUGIES ET ARTICLES SIMILAIRES, PÂTES À MODELER, "CIRES POUR L'ART DENTAIRE" ET COMPOSITIONS POUR L'AR
35	MATIÈRES ALBUMINOÏDES; PRODUITS À BASE D'AMIDONS OU DE FÉCULES MODIFIÉS; COLLES; ENZYMES.
36	POUDRES ET EXPLOSIFS; ARTICLES DE PYROTECHNIE; ALLUMETTES; ALLIAGES PYROPHORIQUES; MATIÈRES INFLAMMABLES.
37	PRODUITS PHOTOGRAPHIQUES OU CINÉMATOGRAPHIQUES.

38	PRODUITS DIVERS DES INDUSTRIES CHIMIQUES.
39	MATIÈRES PLASTIQUES ET OUVRAGES EN CES MATIÈRES.
40	CAOUTCHOUC ET OUVRAGES EN CAOUTCHOUC.
41	PEAUX (AUTRES QUE LES PELLETERIES) ET CUIRS.
42	OUVRAGES EN CUIR; ARTICLES DE BOURRELLERIE OU DE SELLERIE; ARTICLES DE VOYAGE, SACS À MAIN ET CONTENANTS SIMILAIRES; OUVRAGES EN BOYAUX.
43	PELLETERIES ET FOURRURES; PELLETERIES FACTICES.
44	BOIS, CHARBON DE BOIS ET OUVRAGES EN BOIS.
45	LIÈGE ET OUVRAGES EN LIÈGE.
46	OUVRAGES DE SPARTERIE OU DE VANNERIE.
47	PÂTES DE BOIS OU D'AUTRES MATIÈRES FIBREUSES CELLULOSIQUES; PAPIER OU CARTON À RECYCLER (DÉCHETS ET REBUTS).
48	PAPIERS ET CARTONS; OUVRAGES EN PÂTE DE CELLULOSE, EN PAPIER OU EN CARTON.
49	PRODUITS DE L'ÉDITION, DE LA PRESSE OU DES AUTRES INDUSTRIES GRAPHIQUES; TEXTES MANUSCRITS OU DACTYLOGRAPHIÉS ET PLANS.
50	SOIE.
51	LAINE, POILS FINS OU GROSSIERS; FILS ET TISSUS DE CRIN.
52	COTON.
53	AUTRES FIBRES TEXTILES VÉGÉTALES; FILS DE PAPIER ET TISSUS DE FILS DE PAPIER.
54	FILAMENTS SYNTHÉTIQUES OU ARTIFICIELS ;LAMES ET FORMES SIMILAIRES EN MATIÈRES TEXTILES SYNTHÉTIQUES OU ARTIFICIELLES.
55	FIBRES SYNTHÉTIQUES OU ARTIFICIELLES DISCONTINUES.
56	OUATES, FEUTRES ET NONTISSÉS; FILS SPÉCIAUX; FICELLES, CORDES ET CORDAGES; ARTICLES DE CORDERIE.
57	TAPIS ET AUTRES REVÊTEMENTS DE SOL EN MATIÈRES TEXTILES.
58	TISSUS SPÉCIAUX; SURFACES TEXTILES TOUFFETÉES; DENTELLES; TAPISSERIES; PASSEMENTERIES; BRODERIES.
59	TISSUS IMPRÉGNÉS, ENDUITS, RECOUVERTS OU STRATIFIÉS; ARTICLES TECHNIQUES EN MATIÈRES TEXTILES.
60	ETOFFES DE BONNETERIE.
61	VÊTEMENTS ET ACCESSOIRES DU VÊTEMENT, EN BONNETERIE.
62	VÊTEMENTS ET ACCESSOIRES DU VÊTEMENT, AUTRES QU'EN BONNETERIE.
63	AUTRES ARTICLES TEXTILES CONFECTIONNÉS; ASSORTIMENTS; FRIPERIE ET CHIFFONS.
64	CHAUSSURES, GUÊTRES ET ARTICLES ANALOGUES; PARTIES DE CES OBJETS.
65	COIFFURES ET PARTIES DE COIFFURES.
66	PARAPLUIES, OMBRELLES, PARASOLS, CANNES, CANNES SIÈGES, FOUETS, CRAVACHES ET LEURS PARTIES.
67	PLUMES ET DUVET APPRÊTÉS ET ARTICLES EN PLUMES OU EN DUVET; FLEURS ARTIFICIELLES; OUVRAGES EN CHEVEUX.
68	OUVRAGES EN PIERRES, PLÂTRE, CIMENT, AMIANTE, MICA OU MATIÈRES ANALOGUES.
69	PRODUITS CÉRAMIQUES.
70	VERRE ET OUVRAGES EN VERRE.
71	PERLES FINES OU DE CULTURE, PIERRES GEMMES OU SIMILAIRES, MÉTAUX PRÉCIEUX, PLAQUÉS OU DOUBLÉS DE MÉTAUX PRÉCIEUX ET OUVRAGES EN CES MATIÈRES; BIJOUTERIE DE FANTAISIE; MONNAIES.
72	FONTE, FER ET ACIER.
73	OUVRAGES EN FONTE, FER OU ACIER.
74	CUIVRE ET OUVRAGES EN CUIVRE.
75	NICKEL ET OUVRAGES EN NICKEL.
76	ALUMINIUM ET OUVRAGES EN ALUMINIUM.
78	PLOMB ET OUVRAGES EN PLOMB.
79	ZINC ET OUVRAGES EN ZINC.
80	ÉTAIN ET OUVRAGES EN ÉTAIN.
81	AUTRES MÉTAUX COMMUNS; CERMETS; OUVRAGES EN CES MATIÈRES.

82	OUTILS ET OUTILLAGE, ARTICLES DE COUTELLERIE ET COUVERTS DE TABLE, EN MÉTAUX COMMUNS; PARTIES DE CES ARTICLES, EN MÉTAUX COMMUNS.
83	OUVRAGES DIVERS EN MÉTAUX COMMUNS.
84	RÉACTEURS NUCLÉAIRES, CHAUDIÈRES, MACHINES, APPAREILS ET ENGINS MÉCANIQUES; PARTIES DE CES MACHINES OU APPAREILS.
85	MACHINES, APPAREILS ET MATÉRIELS ÉLECTRIQUES ET LEURS PARTIES; APPAREILS D'ENREGISTREMENT OU DE REPRODUCTION DU SON, APPAREILS D'ENREGISTREMENT OU DE REPRODUCTION DES IMAGES ET DU SON EN TÉLÉVISION, ET PARTIES ET ACCESSOIRES DE CES APPAREILS.
86	VÉHICULES ET MATÉRIEL POUR VOIES FERRÉES OU SIMILAIRES ET LEURS PARTIES; APPAREILS MÉCANIQUES (Y COMPRIS ÉLECTROMÉCANIQUES) DE SIGNALISATION POUR VOIES DE COMMUNICATION.
87	VOITURES AUTOMOBILES, TRACTEURS, CYCLES ET AUTRES VÉHICULES TERRESTRES, LEURS PARTIES ET ACCESSOIRES.
88	NAVIGATION AÉRIENNE OU SPATIALE.
89	NAVIGATION MARITIME OU FLUVIALE.
90	INSTRUMENTS ET APPAREILS D'OPTIQUE, DE PHOTOGRAPHIE OU DE CINÉMATOGRAPHIE, DE MESURE, DE CONTRÔLE OU DE PRÉCISION; INSTRUMENTS ET APPAREILS MÉDICO CHIRURGICAUX; PARTIES ET ACCESSOIRES DE CES INSTRUMENTS OU APPAREILS.
91	HORLOGERIE.
92	INSTRUMENTS DE MUSIQUE; PARTIES ET ACCESSOIRES DE CES INSTRUMENTS.
93	ARMES, MUNITIONS ET LEURS PARTIES ET ACCESSOIRES.
94	MEUBLES; MOBILIER MÉDICO CHIRURGICAL; ARTICLES DE LITERIE ET SIMILAIRES; APPAREILS D'ÉCLAIRAGE NON DÉNOMMÉS NI COMPRIS AILLEURS; LAMPES RÉCLAMES, ENSEIGNES LUMINEUSES, PLAQUES INDICATRICES LUMINEUSES ET ARTICLES SIMILAIRES; CONSTRUCTIONS PRÉFABRIQUÉES.
95	JOUETS, JEUX, ARTICLES POUR DIVERTISSEMENTS OU POUR SPORTS; LEURS PARTIES ET ACCESSOIRES.
96	OUVRAGES DIVERS.
97	OBJETS D'ART, DE COLLECTION OU D'ANTIQUITÉ.
98	(RÉSERVÉ POUR CERTAINS USAGES PARTICULIERS PAR LES PARTIES CONTRACTANTES)
99	(RÉSERVÉ POUR CERTAINS USAGES PARTICULIERS PAR LES PARTIES CONTRACTANTES)

Tab. 9.-IMPORTATIONS TAXÉES PAR CHAPITRE DU TARIF SH ET PAR DÉLAI DE DÉDOUANEMENT ENTRE LA DATE DE L'ENREGISTREMENT ET LA DATE DE LA LIQUIDATION
TOUS DROITS ET TAXES APPLICABLES ET HORS PÉTROLE
1ER TRIMESTRE 2025-2026

CHAPITRE	OCTOBRE 2025		NOVEMBRE 2025		DÉCEMBRE 2025		1ER TRIMESTRE 2025-2026		TOTAL ANNUEL Oct-Déc 2025-2026	
	COLLECTE	%	COLLECTE	%	COLLECTE	%	COLLECTE	%	COLLECTE	%
01		0.00%	19,802.05	0.00%	54,802.80	0.00%	74,604.85	0.00%	74,604.85	0.00%
1-3		0.00%	19,802.05	0.00%	54,802.80	0.00%	74,604.85	0.00%	74,604.85	0.00%
02	1,047,410,170.71	13.00%	865,550,470.22	11.27%	848,261,341.75	9.12%	2,761,221,982.68	11.03%	2,761,221,982.68	11.03%
1-3	861,448,691.00	10.69%	683,275,864.36	8.89%	737,333,425.62	7.93%	2,282,057,980.98	9.11%	2,282,057,980.98	9.11%
4-10	138,288,245.34	1.72%	127,319,349.82	1.66%	52,416,490.83	0.56%	318,024,085.99	1.27%	318,024,085.99	1.27%
11-14	31,123,260.70	0.39%	4,766,680.78	0.06%	8,126,614.02	0.09%	44,016,555.50	0.18%	44,016,555.50	0.18%
15-21	11,401,292.75	0.14%	10,517,908.84	0.14%	2,030,417.70	0.02%	23,949,619.29	0.10%	23,949,619.29	0.10%
> 21 JOURS	5,148,680.92	0.06%	39,670,666.42	0.52%	48,354,393.58	0.52%	93,173,740.92	0.37%	93,173,740.92	0.37%
03	62,173,468.58	0.77%	39,367,230.99	0.51%	46,229,148.67	0.50%	147,769,848.24	0.59%	147,769,848.24	0.59%
1-3	57,142,024.01	0.71%	35,600,119.88	0.46%	40,651,699.88	0.44%	133,393,843.77	0.53%	133,393,843.77	0.53%
4-10	1,321,555.48	0.02%	1,465,965.08	0.02%	2,797,999.11	0.03%	5,585,519.67	0.02%	5,585,519.67	0.02%
11-14	1,855,247.66	0.02%	11,821.17	0.00%		0.00%	1,867,068.83	0.01%	1,867,068.83	0.01%
15-21	1,851,883.79	0.02%		0.00%	1,912,144.47	0.02%	3,764,028.26	0.02%	3,764,028.26	0.02%
> 21 JOURS	2,757.64	0.00%	2,289,324.86	0.03%	867,305.21	0.01%	3,159,387.71	0.01%	3,159,387.71	0.01%
04	286,811,451.18	3.56%	186,449,989.53	2.43%	225,182,141.55	2.42%	698,443,582.26	2.79%	698,443,582.26	2.79%
1-3	242,500,427.53	3.01%	103,023,251.99	1.34%	213,628,288.93	2.30%	559,151,968.45	2.23%	559,151,968.45	2.23%
4-10	39,450,198.07	0.49%	82,672,926.76	1.08%	9,964,739.85	0.11%	132,087,864.68	0.53%	132,087,864.68	0.53%
11-14	131,863.55	0.00%	49,477.90	0.00%	104,240.20	0.00%	285,581.65	0.00%	285,581.65	0.00%
15-21	4,131,837.43	0.05%	85,459.09	0.00%	293,031.07	0.00%	4,510,327.59	0.02%	4,510,327.59	0.02%
> 21 JOURS	597,124.60	0.01%	618,873.79	0.01%	1,191,841.50	0.01%	2,407,839.89	0.01%	2,407,839.89	0.01%
06	98,104.43	0.00%	363,368.04	0.00%	95,612.42	0.00%	557,084.89	0.00%	557,084.89	0.00%
1-3	61,255.43	0.00%	363,368.04	0.00%	95,612.42	0.00%	520,235.89	0.00%	520,235.89	0.00%
4-10	36,849.00	0.00%		0.00%		0.00%	36,849.00	0.00%	36,849.00	0.00%
07	127,282,865.51	1.58%	92,460,110.61	1.20%	117,804,587.28	1.27%	337,547,563.40	1.35%	337,547,563.40	1.35%
1-3	109,654,496.16	1.36%	73,211,680.33	0.95%	108,383,909.81	1.17%	291,250,086.30	1.16%	291,250,086.30	1.16%
4-10	13,268,449.47	0.16%	15,738,905.59	0.20%	4,254,460.10	0.05%	33,261,815.16	0.13%	33,261,815.16	0.13%
11-14	627,663.47	0.01%	149,889.51	0.00%	483,557.04	0.01%	1,261,110.02	0.01%	1,261,110.02	0.01%
15-21	285,095.18	0.00%	1,005,939.77	0.01%	1,057,337.46	0.01%	2,348,372.41	0.01%	2,348,372.41	0.01%
> 21 JOURS	3,447,161.23	0.04%	2,353,695.41	0.03%	3,625,322.87	0.04%	9,426,179.51	0.04%	9,426,179.51	0.04%
08	10,613,146.94	0.13%	14,006,108.94	0.18%	13,480,968.05	0.14%	38,100,223.93	0.15%	38,100,223.93	0.15%
1-3	10,305,840.06	0.13%	10,560,799.55	0.14%	11,426,000.64	0.12%	32,292,640.25	0.13%	32,292,640.25	0.13%
4-10	222,962.64	0.00%	3,051,812.46	0.04%	1,566,958.54	0.02%	4,841,733.64	0.02%	4,841,733.64	0.02%
11-14	48,765.62	0.00%	9,264.55	0.00%	34,065.33	0.00%	92,095.50	0.00%	92,095.50	0.00%
15-21	23,727.41	0.00%	19,608.43	0.00%	47,046.78	0.00%	90,382.62	0.00%	90,382.62	0.00%
> 21 JOURS	11,851.21	0.00%	364,623.95	0.00%	406,896.76	0.00%	783,371.92	0.00%	783,371.92	0.00%
09	3,817,543.77	0.05%	5,119,171.41	0.07%	13,928,783.47	0.15%	22,865,498.65	0.09%	22,865,498.65	0.09%
1-3	800,359.86	0.01%	3,858,150.09	0.05%	13,627,520.05	0.15%	18,286,030.00	0.07%	18,286,030.00	0.07%
4-10	861,342.74	0.01%	1,229,756.10	0.02%	161,428.25	0.00%	2,252,527.09	0.01%	2,252,527.09	0.01%

Tab. 9.-IMPORTATIONS TAXÉES PAR CHAPITRE DU TARIF SH ET PAR DÉLAI DE DÉDOUANEMENT ENTRE LA DATE DE L'ENREGISTREMENT ET LA DATE DE LA LIQUIDATION
TOUS DROITS ET TAXES APPLICABLES ET HORS PÉTROLE
1ER TRIMESTRE 2025-2026

CHAPITRE	OCTOBRE 2025		NOVEMBRE 2025		DÉCEMBRE 2025		1ER TRIMESTRE 2025-2026		TOTAL ANNUEL Oct-Déc 2025-2026	
	COLLECTE	%	COLLECTE	%	COLLECTE	%	COLLECTE	%	COLLECTE	%
11-14	2,091,391.95	0.03%	7,119.76	0.00%	12,185.90	0.00%	2,110,697.61	0.01%	2,110,697.61	0.01%
15-21	24,705.86	0.00%	4,031.45	0.00%	68,295.07	0.00%	97,032.38	0.00%	97,032.38	0.00%
> 21 JOURS	39,743.36	0.00%	20,114.01	0.00%	59,354.20	0.00%	119,211.57	0.00%	119,211.57	0.00%
10	735,722,647.46	9.13%	963,556,580.68	12.54%	1,085,883,341.37	11.68%	2,785,162,569.51	11.12%	2,785,162,569.51	11.12%
1-3	704,836,203.23	8.75%	926,758,420.65	12.06%	890,897,591.10	9.58%	2,522,492,214.98	10.07%	2,522,492,214.98	10.07%
4-10	23,622,554.31	0.29%	30,436,157.91	0.40%	183,232,306.59	1.97%	237,291,018.81	0.95%	237,291,018.81	0.95%
11-14	718,938.12	0.01%	237,963.47	0.00%	858,124.37	0.01%	1,815,025.96	0.01%	1,815,025.96	0.01%
15-21	471,110.47	0.01%	485,031.13	0.01%	1,677,533.40	0.02%	2,633,675.00	0.01%	2,633,675.00	0.01%
> 21 JOURS	6,073,841.33	0.08%	5,639,007.52	0.07%	9,217,785.91	0.10%	20,930,634.76	0.08%	20,930,634.76	0.08%
11	78,573,952.33	0.98%	34,894,857.70	0.45%	100,958,768.74	1.09%	214,427,578.77	0.86%	214,427,578.77	0.86%
1-3	61,218,670.94	0.76%	16,477,505.29	0.21%	49,888,732.45	0.54%	127,584,908.68	0.51%	127,584,908.68	0.51%
4-10	9,008,699.28	0.11%	7,778,723.49	0.10%	7,037,492.97	0.08%	23,824,915.74	0.10%	23,824,915.74	0.10%
11-14	2,114,269.12	0.03%	744,244.55	0.01%	30,233,449.97	0.33%	33,091,963.64	0.13%	33,091,963.64	0.13%
15-21	785,597.45	0.01%	863,757.46	0.01%	4,399,819.97	0.05%	6,049,174.88	0.02%	6,049,174.88	0.02%
> 21 JOURS	5,446,715.54	0.07%	9,030,626.91	0.12%	9,399,273.38	0.10%	23,876,615.83	0.10%	23,876,615.83	0.10%
12	4,864,630.58	0.06%	2,758,644.38	0.04%	1,946,629.17	0.02%	9,569,904.13	0.04%	9,569,904.13	0.04%
1-3	1,393,335.98	0.02%	1,492,217.21	0.02%	1,943,942.09	0.02%	4,829,495.28	0.02%	4,829,495.28	0.02%
4-10	930,009.97	0.01%	1,257,993.28	0.02%	1,590.33	0.00%	2,189,593.58	0.01%	2,189,593.58	0.01%
15-21		0.00%		0.00%	1,096.75	0.00%	1,096.75	0.00%	1,096.75	0.00%
> 21 JOURS	2,541,284.63	0.03%	8,433.89	0.00%		0.00%	2,549,718.52	0.01%	2,549,718.52	0.01%
13		0.00%		0.00%	3,869,023.95	0.04%	3,869,023.95	0.02%	3,869,023.95	0.02%
4-10		0.00%		0.00%	3,869,023.95	0.04%	3,869,023.95	0.02%	3,869,023.95	0.02%
14		0.00%	359.06	0.00%		0.00%	359.06	0.00%	359.06	0.00%
1-3		0.00%	359.06	0.00%		0.00%	359.06	0.00%	359.06	0.00%
15	118,373,958.18	1.47%	165,427,614.90	2.15%	199,482,257.28	2.15%	483,283,830.36	1.93%	483,283,830.36	1.93%
1-3	73,613,179.92	0.91%	138,095,978.22	1.80%	169,251,804.85	1.82%	380,960,962.99	1.52%	380,960,962.99	1.52%
4-10	20,485,364.73	0.25%	25,545,506.61	0.33%	26,116,698.23	0.28%	72,147,569.57	0.29%	72,147,569.57	0.29%
11-14	435,253.18	0.01%	122,542.28	0.00%	501,474.72	0.01%	1,059,270.18	0.00%	1,059,270.18	0.00%
15-21	21,156,675.07	0.26%	220,691.68	0.00%	921,668.38	0.01%	22,299,035.13	0.09%	22,299,035.13	0.09%
> 21 JOURS	2,683,485.28	0.03%	1,442,896.11	0.02%	2,690,611.10	0.03%	6,816,992.49	0.03%	6,816,992.49	0.03%
16	109,126,685.11	1.35%	111,345,459.43	1.45%	100,011,854.39	1.08%	320,483,998.93	1.28%	320,483,998.93	1.28%
1-3	76,044,968.03	0.94%	79,144,640.17	1.03%	90,108,021.75	0.97%	245,297,629.95	0.98%	245,297,629.95	0.98%
4-10	21,157,751.16	0.26%	24,495,470.12	0.32%	6,952,796.65	0.07%	52,606,017.93	0.21%	52,606,017.93	0.21%
11-14	9,181,134.37	0.11%	1,595,831.18	0.02%	336,485.64	0.00%	11,113,451.19	0.04%	11,113,451.19	0.04%
15-21	304,948.20	0.00%	4,492,162.60	0.06%	672,699.40	0.01%	5,469,810.20	0.02%	5,469,810.20	0.02%
> 21 JOURS	2,437,883.35	0.03%	1,617,355.36	0.02%	1,941,850.95	0.02%	5,997,089.66	0.02%	5,997,089.66	0.02%
17	319,360,998.27	3.96%	327,653,672.39	4.27%	401,478,958.74	4.32%	1,048,493,629.40	4.19%	1,048,493,629.40	4.19%
1-3	232,214,159.98	2.88%	182,250,026.78	2.37%	349,312,909.72	3.76%	763,777,096.48	3.05%	763,777,096.48	3.05%

Tab. 9.-IMPORTATIONS TAXÉES PAR CHAPITRE DU TARIF SH ET PAR DÉLAI DE DÉDOUANEMENT ENTRE LA DATE DE L'ENREGISTREMENT ET LA DATE DE LA LIQUIDATION
TOUS DROITS ET TAXES APPLICABLES ET HORS PÉTROLE
1ER TRIMESTRE 2025-2026

CHAPITRE	OCTOBRE 2025		NOVEMBRE 2025		DÉCEMBRE 2025		1ER TRIMESTRE 2025-2026		TOTAL ANNUEL Oct-Déc 2025-2026	
	COLLECTE	%	COLLECTE	%	COLLECTE	%	COLLECTE	%	COLLECTE	%
4-10	47,061,636.98	0.58%	119,108,811.78	1.55%	51,070,152.41	0.55%	217,240,601.17	0.87%	217,240,601.17	0.87%
11-14	6,300,482.23	0.08%	20,944,387.27	0.27%	135,423.63	0.00%	27,380,293.13	0.11%	27,380,293.13	0.11%
15-21	19,408,615.53	0.24%	5,086,814.97	0.07%	442,417.32	0.00%	24,937,847.82	0.10%	24,937,847.82	0.10%
> 21 JOURS	14,376,103.55	0.18%	263,631.59	0.00%	518,055.66	0.01%	15,157,790.80	0.06%	15,157,790.80	0.06%
18	10,471,247.31	0.13%	11,563,879.96	0.15%	11,890,730.13	0.13%	33,925,857.40	0.14%	33,925,857.40	0.14%
1-3	10,307,104.24	0.13%	7,098,923.63	0.09%	8,315,646.26	0.09%	25,721,674.13	0.10%	25,721,674.13	0.10%
4-10	149,690.56	0.00%	3,111,457.73	0.04%	3,287,925.71	0.04%	6,549,074.00	0.03%	6,549,074.00	0.03%
11-14	11,168.73	0.00%	1,076,598.03	0.01%	29,840.88	0.00%	1,117,607.64	0.00%	1,117,607.64	0.00%
15-21		0.00%	258,842.46	0.00%	107,812.33	0.00%	366,654.79	0.00%	366,654.79	0.00%
> 21 JOURS	3,283.78	0.00%	18,058.11	0.00%	149,504.95	0.00%	170,846.84	0.00%	170,846.84	0.00%
19	153,669,628.72	1.91%	140,443,314.06	1.83%	187,612,998.87	2.02%	481,725,941.65	1.92%	481,725,941.65	1.92%
1-3	116,928,145.91	1.45%	104,950,533.66	1.37%	135,284,816.79	1.45%	357,163,496.36	1.43%	357,163,496.36	1.43%
4-10	29,323,514.51	0.36%	26,362,741.06	0.34%	30,863,904.54	0.33%	86,550,160.11	0.35%	86,550,160.11	0.35%
11-14	2,642,180.58	0.03%	1,036,269.01	0.01%	4,921,708.76	0.05%	8,600,158.35	0.03%	8,600,158.35	0.03%
15-21	878,141.91	0.01%	1,700,860.02	0.02%	4,763,538.08	0.05%	7,342,540.01	0.03%	7,342,540.01	0.03%
> 21 JOURS	3,897,645.81	0.05%	6,392,910.31	0.08%	11,779,030.70	0.13%	22,069,586.82	0.09%	22,069,586.82	0.09%
20	47,044,604.37	0.58%	73,301,162.36	0.95%	46,301,431.03	0.50%	166,647,197.76	0.67%	166,647,197.76	0.67%
1-3	26,271,481.14	0.33%	60,175,835.09	0.78%	31,959,766.51	0.34%	118,407,082.74	0.47%	118,407,082.74	0.47%
4-10	16,904,709.87	0.21%	9,184,997.76	0.12%	5,435,798.10	0.06%	31,525,505.73	0.13%	31,525,505.73	0.13%
11-14	868,173.35	0.01%	496,747.95	0.01%	787,180.24	0.01%	2,152,101.54	0.01%	2,152,101.54	0.01%
15-21	345,617.18	0.00%	362,582.43	0.00%	1,522,921.79	0.02%	2,231,121.40	0.01%	2,231,121.40	0.01%
> 21 JOURS	2,654,622.83	0.03%	3,080,999.13	0.04%	6,595,764.39	0.07%	12,331,386.35	0.05%	12,331,386.35	0.05%
21	218,646,797.03	2.71%	80,784,019.26	1.05%	175,071,114.42	1.88%	474,501,930.71	1.90%	474,501,930.71	1.90%
1-3	120,538,082.62	1.50%	49,974,458.99	0.65%	111,510,682.88	1.20%	282,023,224.49	1.13%	282,023,224.49	1.13%
4-10	78,025,020.20	0.97%	21,737,923.95	0.28%	55,667,992.48	0.60%	155,430,936.63	0.62%	155,430,936.63	0.62%
11-14	918,539.02	0.01%	5,341,374.30	0.07%	906,798.20	0.01%	7,166,711.52	0.03%	7,166,711.52	0.03%
15-21	6,105,933.69	0.08%	1,347,744.90	0.02%	1,506,601.69	0.02%	8,960,280.28	0.04%	8,960,280.28	0.04%
> 21 JOURS	13,059,221.50	0.16%	2,382,517.12	0.03%	5,479,039.17	0.06%	20,920,777.79	0.08%	20,920,777.79	0.08%
22	488,034,328.79	6.06%	335,814,122.27	4.37%	399,838,347.41	4.30%	1,223,686,798.47	4.89%	1,223,686,798.47	4.89%
1-3	297,592,980.72	3.69%	169,572,918.03	2.21%	343,837,454.70	3.70%	811,003,353.45	3.24%	811,003,353.45	3.24%
4-10	137,626,762.83	1.71%	113,129,534.65	1.47%	36,627,851.94	0.39%	287,384,149.42	1.15%	287,384,149.42	1.15%
11-14	32,937,536.57	0.41%	42,624,768.86	0.55%	10,194,813.88	0.11%	85,757,119.31	0.34%	85,757,119.31	0.34%
15-21	16,308,676.39	0.20%	4,216,180.20	0.05%	709,936.74	0.01%	21,234,793.33	0.08%	21,234,793.33	0.08%
> 21 JOURS	3,568,372.28	0.04%	6,270,720.53	0.08%	8,468,290.15	0.09%	18,307,382.96	0.07%	18,307,382.96	0.07%
23	7,833,344.34	0.10%	10,740,880.21	0.14%	12,551,964.17	0.13%	31,126,188.72	0.12%	31,126,188.72	0.12%
1-3	6,022,097.29	0.07%	7,516,746.28	0.10%	10,544,645.30	0.11%	24,083,488.87	0.10%	24,083,488.87	0.10%
4-10	788,774.75	0.01%	2,718,581.09	0.04%	144,491.89	0.00%	3,651,847.73	0.01%	3,651,847.73	0.01%
11-14	81,061.30	0.00%	26,886.81	0.00%	210,811.67	0.00%	318,759.78	0.00%	318,759.78	0.00%

Tab. 9.-IMPORTATIONS TAXÉES PAR CHAPITRE DU TARIF SH ET PAR DÉLAI DE DÉDOUANEMENT ENTRE LA DATE DE L'ENREGISTREMENT ET LA DATE DE LA LIQUIDATION
TOUS DROITS ET TAXES APPLICABLES ET HORS PÉTROLE
1ER TRIMESTRE 2025-2026

CHAPITRE	OCTOBRE 2025		NOVEMBRE 2025		DÉCEMBRE 2025		1ER TRIMESTRE 2025-2026		TOTAL ANNUEL Oct-Déc 2025-2026	
	COLLECTE	%	COLLECTE	%	COLLECTE	%	COLLECTE	%	COLLECTE	%
15-21	105,528.72	0.00%	37,429.41	0.00%	122,701.40	0.00%	265,659.53	0.00%	265,659.53	0.00%
> 21 JOURS	835,882.28	0.01%	441,236.62	0.01%	1,529,313.91	0.02%	2,806,432.81	0.01%	2,806,432.81	0.01%
24	60,403,315.88	0.75%	188,880,118.19	2.46%	83,179,580.14	0.89%	332,463,014.21	1.33%	332,463,014.21	1.33%
1-3	160,640.06	0.00%	188,443,451.92	2.45%	83,179,580.14	0.89%	271,783,672.12	1.09%	271,783,672.12	1.09%
4-10	60,228,758.73	0.75%		0.00%		0.00%	60,228,758.73	0.24%	60,228,758.73	0.24%
15-21		0.00%	3,194.51	0.00%		0.00%	3,194.51	0.00%	3,194.51	0.00%
> 21 JOURS	13,917.09	0.00%	433,471.76	0.01%		0.00%	447,388.85	0.00%	447,388.85	0.00%
25	551,521,937.78	6.85%	417,015,935.31	5.43%	397,310,850.55	4.27%	1,365,848,723.64	5.45%	1,365,848,723.64	5.45%
1-3	516,102,689.22	6.41%	354,874,025.91	4.62%	309,848,644.04	3.33%	1,180,825,359.17	4.72%	1,180,825,359.17	4.72%
4-10	35,327,585.06	0.44%	928,853.21	0.01%	86,420,258.22	0.93%	122,676,696.49	0.49%	122,676,696.49	0.49%
11-14	22,954.38	0.00%	33,146,631.62	0.43%	93,470.63	0.00%	33,263,056.63	0.13%	33,263,056.63	0.13%
15-21	43,920.22	0.00%	28,018,643.75	0.36%	46,418.63	0.00%	28,108,982.60	0.11%	28,108,982.60	0.11%
> 21 JOURS	24,788.90	0.00%	47,780.82	0.00%	902,059.03	0.01%	974,628.75	0.00%	974,628.75	0.00%
26		0.00%	1,272.53	0.00%		0.00%	1,272.53	0.00%	1,272.53	0.00%
4-10		0.00%	1,272.53	0.00%		0.00%	1,272.53	0.00%	1,272.53	0.00%
27	32,433,690.93	0.40%	39,295,392.41	0.51%	45,933,427.06	0.49%	117,662,510.40	0.47%	117,662,510.40	0.47%
1-3	29,316,143.31	0.36%	22,835,172.16	0.30%	42,214,592.22	0.45%	94,365,907.69	0.38%	94,365,907.69	0.38%
4-10	3,091,100.58	0.04%	7,110,597.79	0.09%	3,238,635.19	0.03%	13,440,333.56	0.05%	13,440,333.56	0.05%
11-14		0.00%	41,675.22	0.00%	45,258.64	0.00%	86,933.86	0.00%	86,933.86	0.00%
15-21	1,172.61	0.00%	9,266,297.92	0.12%	77,746.85	0.00%	9,345,217.38	0.04%	9,345,217.38	0.04%
> 21 JOURS	25,274.43	0.00%	41,649.32	0.00%	357,194.16	0.00%	424,117.91	0.00%	424,117.91	0.00%
28	12,938,099.29	0.16%	14,705,807.86	0.19%	18,681,075.34	0.20%	46,324,982.49	0.19%	46,324,982.49	0.19%
1-3	4,461,177.26	0.06%	6,320,547.56	0.08%	17,206,896.14	0.19%	27,988,620.96	0.11%	27,988,620.96	0.11%
4-10	8,463,842.75	0.11%	3,853,597.24	0.05%	1,340,005.09	0.01%	13,657,445.08	0.05%	13,657,445.08	0.05%
11-14	2,235.85	0.00%	2,868,816.83	0.04%	1,093.27	0.00%	2,872,145.95	0.01%	2,872,145.95	0.01%
15-21	7,027.27	0.00%	1,339,842.53	0.02%	125,386.66	0.00%	1,472,256.46	0.01%	1,472,256.46	0.01%
> 21 JOURS	3,816.16	0.00%	323,003.70	0.00%	7,694.18	0.00%	334,514.04	0.00%	334,514.04	0.00%
29	20,233,234.85	0.25%	10,947,008.89	0.14%	21,141,500.85	0.23%	52,321,744.59	0.21%	52,321,744.59	0.21%
1-3	7,203,354.81	0.09%	4,433,326.12	0.06%	15,037,422.87	0.16%	26,674,103.80	0.11%	26,674,103.80	0.11%
4-10	12,894,014.48	0.16%	5,510,188.61	0.07%	4,423,261.50	0.05%	22,827,464.59	0.09%	22,827,464.59	0.09%
11-14		0.00%	491,597.30	0.01%		0.00%	491,597.30	0.00%	491,597.30	0.00%
15-21	94,606.78	0.00%	484,868.55	0.01%	1,626,390.19	0.02%	2,205,865.52	0.01%	2,205,865.52	0.01%
> 21 JOURS	41,258.78	0.00%	27,028.31	0.00%	54,426.29	0.00%	122,713.38	0.00%	122,713.38	0.00%
30	25,784,927.72	0.32%	20,194,284.49	0.26%	20,955,312.18	0.23%	66,934,524.39	0.27%	66,934,524.39	0.27%
1-3	14,648,797.82	0.18%	15,695,100.73	0.20%	13,656,611.21	0.15%	44,000,509.76	0.18%	44,000,509.76	0.18%
4-10	6,939,660.65	0.09%	3,455,365.79	0.04%	4,941,177.42	0.05%	15,336,203.86	0.06%	15,336,203.86	0.06%
11-14	103,412.58	0.00%	197,980.65	0.00%	640,511.66	0.01%	941,904.89	0.00%	941,904.89	0.00%
15-21	205,509.44	0.00%	539,689.24	0.01%	1,084,347.98	0.01%	1,829,546.66	0.01%	1,829,546.66	0.01%

Tab. 9.-IMPORTATIONS TAXÉES PAR CHAPITRE DU TARIF SH ET PAR DÉLAI DE DÉDOUANEMENT ENTRE LA DATE DE L'ENREGISTREMENT ET LA DATE DE LA LIQUIDATION

**TOUS DROITS ET TAXES APPLICABLES ET HORS PÉTROLE
1ER TRIMESTRE 2025-2026**

CHAPITRE	OCTOBRE 2025		NOVEMBRE 2025		DÉCEMBRE 2025		1ER TRIMESTRE 2025-2026		TOTAL ANNUEL Oct-Déc 2025-2026	
	COLLECTE	%	COLLECTE	%	COLLECTE	%	COLLECTE	%	COLLECTE	%
> 21 JOURS	3,887,547.23	0.05%	306,148.08	0.00%	632,663.91	0.01%	4,826,359.22	0.02%	4,826,359.22	0.02%
31	2,385,714.22	0.03%	3,229,098.75	0.04%	3,743,559.17	0.04%	9,358,372.14	0.04%	9,358,372.14	0.04%
1-3	851,167.37	0.01%	3,229,098.75	0.04%	2,498,143.03	0.03%	6,578,409.15	0.03%	6,578,409.15	0.03%
4-10	1,533,710.50	0.02%		0.00%	1,244,155.66	0.01%	2,777,866.16	0.01%	2,777,866.16	0.01%
11-14	836.35	0.00%		0.00%	1,260.48	0.00%	2,096.83	0.00%	2,096.83	0.00%
32	32,304,994.56	0.40%	28,413,173.58	0.37%	31,728,385.12	0.34%	92,446,553.26	0.37%	92,446,553.26	0.37%
1-3	20,672,890.22	0.26%	18,420,044.45	0.24%	17,712,796.59	0.19%	56,805,731.26	0.23%	56,805,731.26	0.23%
4-10	1,636,113.28	0.02%	5,515,076.80	0.07%	678,390.55	0.01%	7,829,580.63	0.03%	7,829,580.63	0.03%
11-14	4,561,083.32	0.06%	128,775.75	0.00%	540,412.12	0.01%	5,230,271.19	0.02%	5,230,271.19	0.02%
15-21	412,860.38	0.01%	790,331.68	0.01%	3,403,756.17	0.04%	4,606,948.23	0.02%	4,606,948.23	0.02%
> 21 JOURS	5,022,047.36	0.06%	3,558,944.90	0.05%	9,393,029.69	0.10%	17,974,021.95	0.07%	17,974,021.95	0.07%
33	298,829,980.26	3.71%	209,616,052.37	2.73%	234,384,384.87	2.52%	742,830,417.50	2.97%	742,830,417.50	2.97%
1-3	144,399,676.50	1.79%	107,209,917.17	1.40%	161,866,644.36	1.74%	413,476,238.03	1.65%	413,476,238.03	1.65%
4-10	93,728,940.86	1.16%	79,911,394.42	1.04%	32,383,615.64	0.35%	206,023,950.92	0.82%	206,023,950.92	0.82%
11-14	13,794,144.22	0.17%	6,646,755.57	0.09%	7,566,837.80	0.08%	28,007,737.59	0.11%	28,007,737.59	0.11%
15-21	13,959,468.55	0.17%	5,960,752.20	0.08%	9,012,119.06	0.10%	28,932,339.81	0.12%	28,932,339.81	0.12%
> 21 JOURS	32,947,750.13	0.41%	9,887,233.01	0.13%	23,555,168.01	0.25%	66,390,151.15	0.27%	66,390,151.15	0.27%
34	63,469,118.59	0.79%	87,386,119.50	1.14%	138,659,789.10	1.49%	289,515,027.19	1.16%	289,515,027.19	1.16%
1-3	37,244,670.94	0.46%	68,529,638.64	0.89%	103,640,120.02	1.11%	209,414,429.60	0.84%	209,414,429.60	0.84%
4-10	15,138,386.72	0.19%	16,426,130.33	0.21%	24,529,311.78	0.26%	56,093,828.83	0.22%	56,093,828.83	0.22%
11-14	460,320.46	0.01%	319,088.31	0.00%	2,045,335.39	0.02%	2,824,744.16	0.01%	2,824,744.16	0.01%
15-21	482,895.69	0.01%	1,154,808.67	0.02%	1,319,563.34	0.01%	2,957,267.70	0.01%	2,957,267.70	0.01%
> 21 JOURS	10,142,844.78	0.13%	956,453.55	0.01%	7,125,458.57	0.08%	18,224,756.90	0.07%	18,224,756.90	0.07%
35	18,849,852.43	0.23%	11,635,166.76	0.15%	13,280,231.16	0.14%	43,765,250.35	0.17%	43,765,250.35	0.17%
1-3	14,759,244.63	0.18%	6,887,601.29	0.09%	10,055,032.97	0.11%	31,701,878.89	0.13%	31,701,878.89	0.13%
4-10	3,174,419.38	0.04%	4,094,968.53	0.05%	2,641,810.06	0.03%	9,911,197.97	0.04%	9,911,197.97	0.04%
11-14		0.00%	43,866.45	0.00%	7,488.88	0.00%	51,355.33	0.00%	51,355.33	0.00%
15-21		0.00%	4,603.97	0.00%	212,856.82	0.00%	217,460.79	0.00%	217,460.79	0.00%
> 21 JOURS	916,188.42	0.01%	604,126.52	0.01%	363,042.43	0.00%	1,883,357.37	0.01%	1,883,357.37	0.01%
36	3,398,992.97	0.04%	8,191,252.76	0.11%	11,419,783.02	0.12%	23,010,028.75	0.09%	23,010,028.75	0.09%
1-3	43,204.35	0.00%	8,191,252.76	0.11%	11,414,564.32	0.12%	19,649,021.43	0.08%	19,649,021.43	0.08%
4-10	3,343,447.01	0.04%		0.00%	725.45	0.00%	3,344,172.46	0.01%	3,344,172.46	0.01%
11-14	7,538.17	0.00%		0.00%		0.00%	7,538.17	0.00%	7,538.17	0.00%
> 21 JOURS	4,803.44	0.00%		0.00%	4,493.25	0.00%	9,296.69	0.00%	9,296.69	0.00%
37	48,573.49	0.00%		0.00%	37,158.35	0.00%	85,731.84	0.00%	85,731.84	0.00%
1-3		0.00%		0.00%	37,158.35	0.00%	37,158.35	0.00%	37,158.35	0.00%
4-10	48,573.49	0.00%		0.00%		0.00%	48,573.49	0.00%	48,573.49	0.00%
38	26,890,766.65	0.33%	20,347,391.76	0.26%	34,479,283.56	0.37%	81,717,441.97	0.33%	81,717,441.97	0.33%

Tab. 9.-IMPORTATIONS TAXÉES PAR CHAPITRE DU TARIF SH ET PAR DÉLAI DE DÉDOUANEMENT ENTRE LA DATE DE L'ENREGISTREMENT ET LA DATE DE LA LIQUIDATION

**TOUS DROITS ET TAXES APPLICABLES ET HORS PÉTROLE
1ER TRIMESTRE 2025-2026**

CHAPITRE	OCTOBRE 2025		NOVEMBRE 2025		DÉCEMBRE 2025		1ER TRIMESTRE 2025-2026		TOTAL ANNUEL Oct-Déc 2025-2026	
	COLLECTE	%	COLLECTE	%	COLLECTE	%	COLLECTE	%	COLLECTE	%
1-3	17,465,590.81	0.22%	16,137,454.18	0.21%	30,209,154.60	0.32%	63,812,199.59	0.25%	63,812,199.59	0.25%
4-10	7,292,003.54	0.09%	3,450,268.17	0.04%	1,242,759.09	0.01%	11,985,030.80	0.05%	11,985,030.80	0.05%
11-14	259,662.84	0.00%	29,264.86	0.00%	211,450.96	0.00%	500,378.66	0.00%	500,378.66	0.00%
15-21	1,271,599.86	0.02%	478,487.72	0.01%	215,289.53	0.00%	1,965,377.11	0.01%	1,965,377.11	0.01%
> 21 JOURS	601,909.60	0.01%	251,916.83	0.00%	2,600,629.38	0.03%	3,454,455.81	0.01%	3,454,455.81	0.01%
39	196,610,609.02	2.44%	231,675,290.18	3.02%	298,010,218.54	3.20%	726,296,117.74	2.90%	726,296,117.74	2.90%
1-3	149,192,308.49	1.85%	154,792,344.98	2.02%	217,800,702.23	2.34%	521,785,355.70	2.08%	521,785,355.70	2.08%
4-10	39,126,805.02	0.49%	48,157,026.63	0.63%	55,710,683.10	0.60%	142,994,514.75	0.57%	142,994,514.75	0.57%
11-14	1,667,422.43	0.02%	4,601,106.14	0.06%	10,541,563.15	0.11%	16,810,091.72	0.07%	16,810,091.72	0.07%
15-21	2,119,564.75	0.03%	8,187,151.22	0.11%	3,072,971.61	0.03%	13,379,687.58	0.05%	13,379,687.58	0.05%
> 21 JOURS	4,504,508.33	0.06%	15,937,661.21	0.21%	10,884,298.45	0.12%	31,326,467.99	0.13%	31,326,467.99	0.13%
40	189,312,425.35	2.35%	156,313,248.26	2.03%	90,958,788.61	0.98%	436,584,462.22	1.74%	436,584,462.22	1.74%
1-3	125,501,379.42	1.56%	100,931,132.52	1.31%	61,756,269.71	0.66%	288,188,781.65	1.15%	288,188,781.65	1.15%
4-10	48,793,746.05	0.61%	28,446,382.52	0.37%	9,326,646.46	0.10%	86,566,775.03	0.35%	86,566,775.03	0.35%
11-14	5,079,292.03	0.06%	18,377,879.22	0.24%	2,432,662.22	0.03%	25,889,833.47	0.10%	25,889,833.47	0.10%
15-21	2,213,071.17	0.03%	373,500.14	0.00%	5,163,094.60	0.06%	7,749,665.91	0.03%	7,749,665.91	0.03%
> 21 JOURS	7,724,936.68	0.10%	8,184,353.86	0.11%	12,280,115.62	0.13%	28,189,406.16	0.11%	28,189,406.16	0.11%
42	56,282,229.09	0.70%	35,254,425.55	0.46%	69,349,902.50	0.75%	160,886,557.14	0.64%	160,886,557.14	0.64%
1-3	24,528,143.78	0.30%	20,398,076.38	0.27%	56,591,837.18	0.61%	101,518,057.34	0.41%	101,518,057.34	0.41%
4-10	22,889,352.79	0.28%	10,021,413.76	0.13%	1,893,463.38	0.02%	34,804,229.93	0.14%	34,804,229.93	0.14%
11-14	734,627.93	0.01%	397,535.09	0.01%	500,601.70	0.01%	1,632,764.72	0.01%	1,632,764.72	0.01%
15-21	442,138.42	0.01%	121,007.42	0.00%	1,048,287.06	0.01%	1,611,432.90	0.01%	1,611,432.90	0.01%
> 21 JOURS	7,687,966.17	0.10%	4,316,392.90	0.06%	9,315,713.18	0.10%	21,320,072.25	0.09%	21,320,072.25	0.09%
44	93,537,562.37	1.16%	163,682,022.24	2.13%	70,298,242.10	0.76%	327,517,826.71	1.31%	327,517,826.71	1.31%
1-3	80,326,609.61	1.00%	154,718,124.66	2.01%	51,956,200.84	0.56%	287,000,935.11	1.15%	287,000,935.11	1.15%
4-10	10,205,309.90	0.13%	4,581,762.26	0.06%	9,425,697.98	0.10%	24,212,770.14	0.10%	24,212,770.14	0.10%
11-14	421,449.55	0.01%	2,290,574.57	0.03%	2,631,336.13	0.03%	5,343,360.25	0.02%	5,343,360.25	0.02%
15-21	242,225.56	0.00%	121,230.42	0.00%	990,289.37	0.01%	1,353,745.35	0.01%	1,353,745.35	0.01%
> 21 JOURS	2,341,967.75	0.03%	1,970,330.33	0.03%	5,294,717.78	0.06%	9,607,015.86	0.04%	9,607,015.86	0.04%
45		0.00%	378.55	0.00%	547.23	0.00%	925.78	0.00%	925.78	0.00%
1-3		0.00%	378.55	0.00%	547.23	0.00%	925.78	0.00%	925.78	0.00%
46	274,529.81	0.00%	120,738.80	0.00%	261,015.41	0.00%	656,284.02	0.00%	656,284.02	0.00%
1-3	274,529.81	0.00%	46,133.92	0.00%	237,429.39	0.00%	558,093.12	0.00%	558,093.12	0.00%
4-10		0.00%	74,604.88	0.00%	23,586.02	0.00%	98,190.90	0.00%	98,190.90	0.00%
47	9,187.38	0.00%	81,055.71	0.00%		0.00%	90,243.09	0.00%	90,243.09	0.00%
1-3	9,187.38	0.00%	3,409.74	0.00%		0.00%	12,597.12	0.00%	12,597.12	0.00%
> 21 JOURS		0.00%	77,645.97	0.00%		0.00%	77,645.97	0.00%	77,645.97	0.00%
48	75,685,486.03	0.94%	69,273,646.42	0.90%	74,287,272.65	0.80%	219,246,405.10	0.88%	219,246,405.10	0.88%

Tab. 9.-IMPORTATIONS TAXÉES PAR CHAPITRE DU TARIF SH ET PAR DÉLAI DE DÉDOUANEMENT ENTRE LA DATE DE L'ENREGISTREMENT ET LA DATE DE LA LIQUIDATION
TOUS DROITS ET TAXES APPLICABLES ET HORS PÉTROLE
1ER TRIMESTRE 2025-2026

CHAPITRE	OCTOBRE 2025		NOVEMBRE 2025		DÉCEMBRE 2025		1ER TRIMESTRE 2025-2026		TOTAL ANNUEL Oct-Déc 2025-2026	
	COLLECTE	%	COLLECTE	%	COLLECTE	%	COLLECTE	%	COLLECTE	%
1-3	47,294,589.76	0.59%	44,709,174.63	0.58%	46,085,719.82	0.50%	138,089,484.21	0.55%	138,089,484.21	0.55%
4-10	21,304,936.18	0.26%	8,031,213.53	0.10%	21,555,230.82	0.23%	50,891,380.53	0.20%	50,891,380.53	0.20%
11-14	2,731,263.87	0.03%	907,867.39	0.01%	2,843,058.02	0.03%	6,482,189.28	0.03%	6,482,189.28	0.03%
15-21	1,513,080.52	0.02%	6,012,017.24	0.08%	2,174,148.07	0.02%	9,699,245.83	0.04%	9,699,245.83	0.04%
> 21 JOURS	2,841,615.70	0.04%	9,613,373.63	0.13%	1,629,115.92	0.02%	14,084,105.25	0.06%	14,084,105.25	0.06%
49	1,516,108.26	0.02%	11,165,334.01	0.15%	1,728,181.31	0.02%	14,409,623.58	0.06%	14,409,623.58	0.06%
1-3	671,513.17	0.01%	10,043,709.79	0.13%	557,180.88	0.01%	11,272,403.84	0.05%	11,272,403.84	0.05%
4-10	763,901.62	0.01%	734,188.51	0.01%	944,305.76	0.01%	2,442,395.89	0.01%	2,442,395.89	0.01%
11-14	41,745.55	0.00%	200,803.40	0.00%	117,028.57	0.00%	359,577.52	0.00%	359,577.52	0.00%
15-21	5,252.21	0.00%	135,166.98	0.00%	12,027.83	0.00%	152,447.02	0.00%	152,447.02	0.00%
> 21 JOURS	33,695.71	0.00%	51,465.33	0.00%	97,638.27	0.00%	182,799.31	0.00%	182,799.31	0.00%
50	119,291.59	0.00%	0.00%	0.00%	0.00%	0.00%	119,291.59	0.00%	119,291.59	0.00%
1-3	119,291.59	0.00%	0.00%	0.00%	0.00%	0.00%	119,291.59	0.00%	119,291.59	0.00%
51	163,675.14	0.00%	259,774.54	0.00%	438,877.44	0.00%	862,327.12	0.00%	862,327.12	0.00%
1-3	65,956.29	0.00%	209,224.43	0.00%	437,881.06	0.00%	713,061.78	0.00%	713,061.78	0.00%
4-10	97,718.85	0.00%	49,977.55	0.00%	0.00%	147,696.40	0.00%	147,696.40	0.00%	
11-14	0.00%	0.00%	572.56	0.00%	0.00%	572.56	0.00%	572.56	0.00%	
> 21 JOURS	0.00%	0.00%	0.00%	0.00%	996.38	0.00%	996.38	0.00%	996.38	0.00%
52	10,910,453.64	0.14%	13,179,198.10	0.17%	12,329,480.56	0.13%	36,419,132.30	0.15%	36,419,132.30	0.15%
1-3	1,575,717.19	0.02%	6,537,415.99	0.09%	4,545,333.77	0.05%	12,658,466.95	0.05%	12,658,466.95	0.05%
4-10	7,304,271.08	0.09%	2,576,126.60	0.03%	0.00%	9,880,397.68	0.04%	9,880,397.68	0.04%	
11-14	0.00%	0.00%	4,065,655.51	0.05%	4,159,351.77	0.04%	8,225,007.28	0.03%	8,225,007.28	0.03%
> 21 JOURS	2,030,465.37	0.03%	0.00%	0.00%	3,624,795.02	0.04%	5,655,260.39	0.02%	5,655,260.39	0.02%
53	0.00%	0.00%	76,431.31	0.00%	1,683,696.55	0.02%	1,760,127.86	0.01%	1,760,127.86	0.01%
1-3	0.00%	0.00%	76,431.31	0.00%	1,683,696.55	0.02%	1,760,127.86	0.01%	1,760,127.86	0.01%
54	23,245,391.06	0.29%	26,776,427.97	0.35%	48,059,885.87	0.52%	98,081,704.90	0.39%	98,081,704.90	0.39%
1-3	23,200,049.91	0.29%	17,433,339.70	0.23%	48,026,558.60	0.52%	88,659,948.21	0.35%	88,659,948.21	0.35%
4-10	45,341.15	0.00%	91,122.01	0.00%	8,162.50	0.00%	144,625.66	0.00%	144,625.66	0.00%
11-14	0.00%	0.00%	0.00%	0.00%	18,026.19	0.00%	18,026.19	0.00%	18,026.19	0.00%
15-21	0.00%	0.00%	456.14	0.00%	2,472.35	0.00%	2,928.49	0.00%	2,928.49	0.00%
> 21 JOURS	0.00%	0.00%	9,251,510.12	0.12%	4,666.23	0.00%	9,256,176.35	0.04%	9,256,176.35	0.04%
55	8,021,121.51	0.10%	46,326,010.76	0.60%	33,680,331.62	0.36%	88,027,463.89	0.35%	88,027,463.89	0.35%
1-3	559,780.25	0.01%	21,946,520.87	0.29%	24,055,092.62	0.26%	46,561,393.74	0.19%	46,561,393.74	0.19%
4-10	6,596,068.21	0.08%	12,294,061.43	0.16%	5,795,653.67	0.06%	24,685,783.31	0.10%	24,685,783.31	0.10%
11-14	354,531.04	0.00%	12,776.48	0.00%	430,967.06	0.00%	798,274.58	0.00%	798,274.58	0.00%
15-21	163,761.09	0.00%	5,118,762.01	0.07%	43,826.53	0.00%	5,326,349.63	0.02%	5,326,349.63	0.02%
> 21 JOURS	346,980.92	0.00%	6,953,889.97	0.09%	3,354,791.74	0.04%	10,655,662.63	0.04%	10,655,662.63	0.04%
56	954,671.69	0.01%	3,789,576.10	0.05%	6,308,417.99	0.07%	11,052,665.78	0.04%	11,052,665.78	0.04%

Tab. 9.-IMPORTATIONS TAXÉES PAR CHAPITRE DU TARIF SH ET PAR DÉLAI DE DÉDOUANEMENT ENTRE LA DATE DE L'ENREGISTREMENT ET LA DATE DE LA LIQUIDATION

**TOUS DROITS ET TAXES APPLICABLES ET HORS PÉTROLE
1ER TRIMESTRE 2025-2026**

CHAPITRE	OCTOBRE 2025		NOVEMBRE 2025		DÉCEMBRE 2025		1ER TRIMESTRE 2025-2026		TOTAL ANNUEL Oct-Déc 2025-2026	
	COLLECTE	%	COLLECTE	%	COLLECTE	%	COLLECTE	%	COLLECTE	%
1-3	893,686.38	0.01%	1,635,022.73	0.02%	5,040,690.95	0.05%	7,569,400.06	0.03%	7,569,400.06	0.03%
4-10	57,923.62	0.00%	2,134,389.65	0.03%	657,006.24	0.01%	2,849,319.51	0.01%	2,849,319.51	0.01%
11-14		0.00%	3,633.52	0.00%	586,066.37	0.01%	589,699.89	0.00%	589,699.89	0.00%
15-21	2,086.45	0.00%	4,181.16	0.00%	18,871.24	0.00%	25,138.85	0.00%	25,138.85	0.00%
> 21 JOURS	975.24	0.00%	12,349.04	0.00%	5,783.19	0.00%	19,107.47	0.00%	19,107.47	0.00%
57	3,493,197.32	0.04%	3,140,140.24	0.04%	6,038,468.73	0.06%	12,671,806.29	0.05%	12,671,806.29	0.05%
1-3	477,444.17	0.01%	678,531.84	0.01%	566,329.66	0.01%	1,722,305.67	0.01%	1,722,305.67	0.01%
4-10	225,617.88	0.00%	421,671.81	0.01%	633,403.70	0.01%	1,280,693.39	0.01%	1,280,693.39	0.01%
11-14	167,216.39	0.00%	126,379.77	0.00%	547,269.46	0.01%	840,865.62	0.00%	840,865.62	0.00%
15-21	318,568.35	0.00%	85,691.57	0.00%	397,123.72	0.00%	801,383.64	0.00%	801,383.64	0.00%
> 21 JOURS	2,304,350.53	0.03%	1,827,865.25	0.02%	3,894,342.19	0.04%	8,026,557.97	0.03%	8,026,557.97	0.03%
58	2,228,397.78	0.03%	1,777,674.24	0.02%	1,987,597.33	0.02%	5,993,669.35	0.02%	5,993,669.35	0.02%
1-3	224,770.37	0.00%	461,162.46	0.01%	971,325.90	0.01%	1,657,258.73	0.01%	1,657,258.73	0.01%
4-10	602,778.59	0.01%	385,633.47	0.01%	878,472.44	0.01%	1,866,884.50	0.01%	1,866,884.50	0.01%
11-14	625,258.87	0.01%	5,345.97	0.00%	1,685.14	0.00%	632,289.98	0.00%	632,289.98	0.00%
15-21	202,931.14	0.00%	333,138.48	0.00%		0.00%	536,069.62	0.00%	536,069.62	0.00%
> 21 JOURS	572,658.81	0.01%	592,393.86	0.01%	136,113.85	0.00%	1,301,166.52	0.01%	1,301,166.52	0.01%
59	3,365,232.15	0.04%	5,347,553.79	0.07%	1,638,514.61	0.02%	10,351,300.55	0.04%	10,351,300.55	0.04%
1-3	220,185.21	0.00%	9,354.04	0.00%	1,504,748.19	0.02%	1,734,287.44	0.01%	1,734,287.44	0.01%
4-10	1,531,734.51	0.02%	766,543.82	0.01%	102,969.64	0.00%	2,401,247.97	0.01%	2,401,247.97	0.01%
11-14	268,081.47	0.00%	106,129.22	0.00%		0.00%	374,210.69	0.00%	374,210.69	0.00%
15-21		0.00%	571.57	0.00%	13,142.24	0.00%	13,713.81	0.00%	13,713.81	0.00%
> 21 JOURS	1,345,230.96	0.02%	4,464,955.14	0.06%	17,654.54	0.00%	5,827,840.64	0.02%	5,827,840.64	0.02%
60	13,181,509.54	0.16%	34,872,041.40	0.45%	3,360,034.18	0.04%	51,413,585.12	0.21%	51,413,585.12	0.21%
1-3	792,165.33	0.01%	56,460.28	0.00%		0.00%	848,625.61	0.00%	848,625.61	0.00%
4-10	4,243,268.22	0.05%	15,195,578.49	0.20%	21,446.70	0.00%	19,460,293.41	0.08%	19,460,293.41	0.08%
11-14	5,039,446.08	0.06%		0.00%		0.00%	5,039,446.08	0.02%	5,039,446.08	0.02%
15-21		0.00%	2,390,571.19	0.03%		0.00%	2,390,571.19	0.01%	2,390,571.19	0.01%
> 21 JOURS	3,106,629.91	0.04%	17,229,431.44	0.22%	3,338,587.48	0.04%	23,674,648.83	0.09%	23,674,648.83	0.09%
61	124,107,230.61	1.54%	101,463,045.87	1.32%	81,836,449.22	0.88%	307,406,725.70	1.23%	307,406,725.70	1.23%
1-3	19,709,581.11	0.24%	29,990,268.41	0.39%	40,757,915.93	0.44%	90,457,765.45	0.36%	90,457,765.45	0.36%
4-10	27,890,950.68	0.35%	21,137,887.32	0.28%	25,874,574.81	0.28%	74,903,412.81	0.30%	74,903,412.81	0.30%
11-14	33,342,866.11	0.41%	290,807.93	0.00%	3,318,639.21	0.04%	36,952,313.25	0.15%	36,952,313.25	0.15%
15-21	16,265,467.58	0.20%	12,896,762.00	0.17%	239,864.03	0.00%	29,402,093.61	0.12%	29,402,093.61	0.12%
> 21 JOURS	26,898,365.13	0.33%	37,147,320.21	0.48%	11,645,455.24	0.13%	75,691,140.58	0.30%	75,691,140.58	0.30%
62	61,323,933.30	0.76%	73,546,417.47	0.96%	120,741,167.09	1.30%	255,611,517.86	1.02%	255,611,517.86	1.02%
1-3	26,063,523.26	0.32%	55,075,390.42	0.72%	114,750,584.74	1.23%	195,889,498.42	0.78%	195,889,498.42	0.78%
4-10	34,224,730.02	0.42%	16,756,919.68	0.22%	3,506,518.30	0.04%	54,488,168.00	0.22%	54,488,168.00	0.22%

Tab. 9.-IMPORTATIONS TAXÉES PAR CHAPITRE DU TARIF SH ET PAR DÉLAI DE DÉDOUANEMENT ENTRE LA DATE DE L'ENREGISTREMENT ET LA DATE DE LA LIQUIDATION

**TOUS DROITS ET TAXES APPLICABLES ET HORS PÉTROLE
1ER TRIMESTRE 2025-2026**

CHAPITRE	OCTOBRE 2025		NOVEMBRE 2025		DÉCEMBRE 2025		1ER TRIMESTRE 2025-2026		TOTAL ANNUEL Oct-Déc 2025-2026	
	COLLECTE	%	COLLECTE	%	COLLECTE	%	COLLECTE	%	COLLECTE	%
11-14	844,016.31	0.01%	215,685.06	0.00%	1,421,317.08	0.02%	2,481,018.45	0.01%	2,481,018.45	0.01%
15-21	106,454.56	0.00%	1,256,583.02	0.02%	458,432.40	0.00%	1,821,469.98	0.01%	1,821,469.98	0.01%
> 21 JOURS	85,209.15	0.00%	241,839.29	0.00%	604,314.57	0.01%	931,363.01	0.00%	931,363.01	0.00%
63	373,159,451.39	4.63%	330,526,140.16	4.30%	558,099,845.41	6.00%	1,261,785,436.96	5.04%	1,261,785,436.96	5.04%
1-3	163,770,448.39	2.03%	211,888,543.04	2.76%	288,351,336.75	3.10%	664,010,328.18	2.65%	664,010,328.18	2.65%
4-10	87,498,997.50	1.09%	28,316,029.92	0.37%	33,834,972.68	0.36%	149,650,000.10	0.60%	149,650,000.10	0.60%
11-14	11,626,452.86	0.14%	4,115,023.25	0.05%	14,336,369.23	0.15%	30,077,845.34	0.12%	30,077,845.34	0.12%
15-21	6,365,726.93	0.08%	6,342,994.02	0.08%	26,746,439.41	0.29%	39,455,160.36	0.16%	39,455,160.36	0.16%
> 21 JOURS	103,897,825.71	1.29%	79,863,549.93	1.04%	194,830,727.34	2.09%	378,592,102.98	1.51%	378,592,102.98	1.51%
64	173,904,026.79	2.16%	123,681,783.38	1.61%	216,844,144.96	2.33%	514,429,955.13	2.05%	514,429,955.13	2.05%
1-3	103,200,070.22	1.28%	108,333,088.31	1.41%	211,682,137.26	2.28%	423,215,295.79	1.69%	423,215,295.79	1.69%
4-10	67,398,263.52	0.84%	11,213,551.03	0.15%	3,389,486.67	0.04%	82,001,301.22	0.33%	82,001,301.22	0.33%
11-14	440,001.24	0.01%	2,935,771.04	0.04%	608,482.48	0.01%	3,984,254.76	0.02%	3,984,254.76	0.02%
15-21	789,772.61	0.01%	302,093.19	0.00%	239,836.82	0.00%	1,331,702.62	0.01%	1,331,702.62	0.01%
> 21 JOURS	2,075,919.20	0.03%	897,279.81	0.01%	924,201.73	0.01%	3,897,400.74	0.02%	3,897,400.74	0.02%
65	6,263,095.64	0.08%	6,368,058.92	0.08%	5,246,197.16	0.06%	17,877,351.72	0.07%	17,877,351.72	0.07%
1-3	4,196,067.36	0.05%	2,766,194.48	0.04%	3,974,275.47	0.04%	10,936,537.31	0.04%	10,936,537.31	0.04%
4-10	1,250,771.22	0.02%	2,592,018.01	0.03%	152,459.15	0.00%	3,995,248.38	0.02%	3,995,248.38	0.02%
11-14	106,900.39	0.00%	8,381.86	0.00%	150,130.91	0.00%	265,413.16	0.00%	265,413.16	0.00%
15-21	7,883.89	0.00%	196,072.40	0.00%	39,745.03	0.00%	243,701.32	0.00%	243,701.32	0.00%
> 21 JOURS	701,472.78	0.01%	805,392.17	0.01%	929,586.60	0.01%	2,436,451.55	0.01%	2,436,451.55	0.01%
66	5,450,828.52	0.07%	4,200,051.43	0.05%	8,131,709.54	0.09%	17,782,589.49	0.07%	17,782,589.49	0.07%
1-3	4,258,811.22	0.05%	2,077,369.31	0.03%	7,529,136.61	0.08%	13,865,317.14	0.06%	13,865,317.14	0.06%
4-10	146,688.85	0.00%	1,578,351.42	0.02%	568,603.90	0.01%	2,293,644.17	0.01%	2,293,644.17	0.01%
11-14	1,043,524.67	0.01%	658.69	0.00%	1,690.74	0.00%	1,045,874.10	0.00%	1,045,874.10	0.00%
15-21	973.59	0.00%	368,222.51	0.00%	4,048.06	0.00%	373,244.16	0.00%	373,244.16	0.00%
> 21 JOURS	830.19	0.00%	175,449.50	0.00%	28,230.23	0.00%	204,509.92	0.00%	204,509.92	0.00%
67	10,234,117.24	0.13%	8,946,201.68	0.12%	14,258,833.45	0.15%	33,439,152.37	0.13%	33,439,152.37	0.13%
1-3	3,188,942.23	0.04%	3,194,335.65	0.04%	7,686,232.24	0.08%	14,069,510.12	0.06%	14,069,510.12	0.06%
4-10	2,867,058.16	0.04%	2,070,497.31	0.03%	2,460,151.95	0.03%	7,397,707.42	0.03%	7,397,707.42	0.03%
11-14	242,737.11	0.00%	420,369.80	0.01%	570,894.50	0.01%	1,234,001.41	0.00%	1,234,001.41	0.00%
15-21	289,421.19	0.00%	180,605.06	0.00%	215,613.78	0.00%	685,640.03	0.00%	685,640.03	0.00%
> 21 JOURS	3,645,958.55	0.05%	3,080,393.86	0.04%	3,325,940.98	0.04%	10,052,293.39	0.04%	10,052,293.39	0.04%
68	3,939,233.04	0.05%	7,191,866.28	0.09%	3,743,161.50	0.04%	14,874,260.82	0.06%	14,874,260.82	0.06%
1-3	3,332,247.82	0.04%	5,996,033.75	0.08%	1,886,277.33	0.02%	11,214,558.90	0.04%	11,214,558.90	0.04%
4-10	457,432.77	0.01%	1,172,644.81	0.02%	1,536,784.38	0.02%	3,166,861.96	0.01%	3,166,861.96	0.01%
11-14	116,656.14	0.00%	2,186.92	0.00%	214,333.67	0.00%	333,176.73	0.00%	333,176.73	0.00%
15-21	4,826.97	0.00%		0.00%	16,895.45	0.00%	21,722.42	0.00%	21,722.42	0.00%

Tab. 9.-IMPORTATIONS TAXÉES PAR CHAPITRE DU TARIF SH ET PAR DÉLAI DE DÉDOUANEMENT ENTRE LA DATE DE L'ENREGISTREMENT ET LA DATE DE LA LIQUIDATION
TOUS DROITS ET TAXES APPLICABLES ET HORS PÉTROLE
1ER TRIMESTRE 2025-2026

CHAPITRE	OCTOBRE 2025		NOVEMBRE 2025		DÉCEMBRE 2025		1ER TRIMESTRE 2025-2026		TOTAL ANNUEL Oct-Déc 2025-2026	
	COLLECTE	%	COLLECTE	%	COLLECTE	%	COLLECTE	%	COLLECTE	%
> 21 JOURS	28,069.34	0.00%	21,000.80	0.00%	88,870.67	0.00%	137,940.81	0.00%	137,940.81	0.00%
69	67,812,444.65	0.84%	66,829,719.41	0.87%	179,066,977.06	1.93%	313,709,141.12	1.25%	313,709,141.12	1.25%
1-3	44,406,016.17	0.55%	26,035,414.46	0.34%	151,388,364.05	1.63%	221,829,794.68	0.89%	221,829,794.68	0.89%
4-10	15,278,779.74	0.19%	29,533,318.26	0.38%	14,120,851.71	0.15%	58,932,949.71	0.24%	58,932,949.71	0.24%
11-14	458,053.86	0.01%	6,054,513.76	0.08%	3,097,596.71	0.03%	9,610,164.33	0.04%	9,610,164.33	0.04%
15-21	1,547,609.14	0.02%	181,283.94	0.00%	1,176,860.88	0.01%	2,905,753.96	0.01%	2,905,753.96	0.01%
> 21 JOURS	6,121,985.74	0.08%	5,025,188.99	0.07%	9,283,303.71	0.10%	20,430,478.44	0.08%	20,430,478.44	0.08%
70	21,279,670.59	0.26%	11,752,339.89	0.15%	35,211,989.42	0.38%	68,243,999.90	0.27%	68,243,999.90	0.27%
1-3	18,097,187.00	0.22%	6,840,376.72	0.09%	30,515,221.30	0.33%	55,452,785.02	0.22%	55,452,785.02	0.22%
4-10	2,016,931.10	0.03%	3,895,183.03	0.05%	2,669,605.08	0.03%	8,581,719.21	0.03%	8,581,719.21	0.03%
11-14	227,940.08	0.00%	70,114.50	0.00%	326,627.31	0.00%	624,681.89	0.00%	624,681.89	0.00%
15-21	247,873.09	0.00%	122,083.49	0.00%	312,273.58	0.00%	682,230.16	0.00%	682,230.16	0.00%
> 21 JOURS	689,739.32	0.01%	824,582.15	0.01%	1,388,262.15	0.01%	2,902,583.62	0.01%	2,902,583.62	0.01%
71	4,173,511.99	0.05%	5,711,069.95	0.07%	10,299,870.64	0.11%	20,184,452.58	0.08%	20,184,452.58	0.08%
1-3	2,028,865.62	0.03%	3,826,179.03	0.05%	9,838,079.44	0.11%	15,693,124.09	0.06%	15,693,124.09	0.06%
4-10	2,078,954.60	0.03%	1,495,754.12	0.02%	338,472.86	0.00%	3,913,181.58	0.02%	3,913,181.58	0.02%
11-14	1,690.65	0.00%	61,244.38	0.00%	56,044.26	0.00%	118,979.29	0.00%	118,979.29	0.00%
15-21	1,664.78	0.00%	248,644.20	0.00%	2,131.43	0.00%	252,440.41	0.00%	252,440.41	0.00%
> 21 JOURS	62,336.34	0.00%	79,248.22	0.00%	65,142.65	0.00%	206,727.21	0.00%	206,727.21	0.00%
72	167,705,008.92	2.08%	138,521,961.99	1.80%	146,459,568.03	1.57%	452,686,538.94	1.81%	452,686,538.94	1.81%
1-3	160,605,081.88	1.99%	78,512,616.37	1.02%	111,260,551.80	1.20%	350,378,250.05	1.40%	350,378,250.05	1.40%
4-10	6,956,529.35	0.09%	57,662,857.25	0.75%	29,307,587.57	0.32%	93,926,974.17	0.38%	93,926,974.17	0.38%
11-14	22,186.68	0.00%	2,335,068.48	0.03%	4,991,842.31	0.05%	7,349,097.47	0.03%	7,349,097.47	0.03%
15-21	12,370.04	0.00%	7,703.04	0.00%	792,772.04	0.01%	812,845.12	0.00%	812,845.12	0.00%
> 21 JOURS	108,840.97	0.00%	3,716.85	0.00%	106,814.31	0.00%	219,372.13	0.00%	219,372.13	0.00%
73	138,611,626.32	1.72%	212,366,641.33	2.76%	166,630,837.00	1.79%	517,609,104.65	2.07%	517,609,104.65	2.07%
1-3	106,710,792.87	1.32%	107,059,966.24	1.39%	128,115,616.00	1.38%	341,886,375.11	1.37%	341,886,375.11	1.37%
4-10	10,196,531.95	0.13%	92,049,086.61	1.20%	21,043,598.83	0.23%	123,289,217.39	0.49%	123,289,217.39	0.49%
11-14	6,336,151.78	0.08%	5,437,622.95	0.07%	3,489,819.34	0.04%	15,263,594.07	0.06%	15,263,594.07	0.06%
15-21	3,664,788.24	0.05%	861,666.85	0.01%	2,641,521.14	0.03%	7,167,976.23	0.03%	7,167,976.23	0.03%
> 21 JOURS	11,703,361.48	0.15%	6,958,298.68	0.09%	11,340,281.69	0.12%	30,001,941.85	0.12%	30,001,941.85	0.12%
74	10,616,675.46	0.13%	3,565,675.71	0.05%	4,692,480.81	0.05%	18,874,831.98	0.08%	18,874,831.98	0.08%
1-3	10,539,272.10	0.13%	3,049,364.87	0.04%	4,687,583.15	0.05%	18,276,220.12	0.07%	18,276,220.12	0.07%
4-10	77,240.75	0.00%	331,297.31	0.00%	4,673.67	0.00%	413,211.73	0.00%	413,211.73	0.00%
11-14		0.00%	621.37	0.00%		0.00%	621.37	0.00%	621.37	0.00%
15-21		0.00%	166,417.10	0.00%		0.00%	166,417.10	0.00%	166,417.10	0.00%
> 21 JOURS	162.61	0.00%	17,975.06	0.00%	223.99	0.00%	18,361.66	0.00%	18,361.66	0.00%
75		0.00%	175.42	0.00%		0.00%	175.42	0.00%	175.42	0.00%

Tab. 9.-IMPORTATIONS TAXÉES PAR CHAPITRE DU TARIF SH ET PAR DÉLAI DE DÉDOUANEMENT ENTRE LA DATE DE L'ENREGISTREMENT ET LA DATE DE LA LIQUIDATION

**TOUS DROITS ET TAXES APPLICABLES ET HORS PÉTROLE
1ER TRIMESTRE 2025-2026**

CHAPITRE	OCTOBRE 2025		NOVEMBRE 2025		DÉCEMBRE 2025		1ER TRIMESTRE 2025-2026		TOTAL ANNUEL Oct-Déc 2025-2026	
	COLLECTE	%	COLLECTE	%	COLLECTE	%	COLLECTE	%	COLLECTE	%
15-21		0.00%	175.42	0.00%		0.00%	175.42	0.00%	175.42	0.00%
76	5,059,037.21	0.06%	13,737,106.60	0.18%	21,899,917.86	0.24%	40,696,061.67	0.16%	40,696,061.67	0.16%
1-3	4,026,437.67	0.05%	5,759,181.03	0.07%	20,141,042.26	0.22%	29,926,660.96	0.12%	29,926,660.96	0.12%
4-10	958,646.57	0.01%	7,450,850.01	0.10%	1,339,796.97	0.01%	9,749,293.55	0.04%	9,749,293.55	0.04%
11-14	9,185.22	0.00%	35,111.44	0.00%	11,641.44	0.00%	55,938.10	0.00%	55,938.10	0.00%
15-21	47,024.49	0.00%	451,967.71	0.01%	185,953.20	0.00%	684,945.40	0.00%	684,945.40	0.00%
> 21 JOURS	17,743.26	0.00%	39,996.41	0.00%	221,483.99	0.00%	279,223.66	0.00%	279,223.66	0.00%
79	8,339.52	0.00%	163,966.92	0.00%	22,620.20	0.00%	194,926.64	0.00%	194,926.64	0.00%
1-3		0.00%	163,966.92	0.00%	22,620.20	0.00%	186,587.12	0.00%	186,587.12	0.00%
4-10	8,339.52	0.00%		0.00%		0.00%	8,339.52	0.00%	8,339.52	0.00%
80	40,329.46	0.00%	0.00%	0.00%	9,010.82	0.00%	49,340.28	0.00%	49,340.28	0.00%
1-3	40,329.46	0.00%		0.00%	9,010.82	0.00%	49,340.28	0.00%	49,340.28	0.00%
81	883.34	0.00%	0.00%	0.00%	0.00%	0.00%	883.34	0.00%	883.34	0.00%
> 21 JOURS	883.34	0.00%		0.00%		0.00%	883.34	0.00%	883.34	0.00%
82	9,916,004.51	0.12%	14,583,648.65	0.19%	25,592,827.21	0.28%	50,092,480.37	0.20%	50,092,480.37	0.20%
1-3	6,136,515.15	0.08%	9,455,909.55	0.12%	23,181,162.73	0.25%	38,773,587.43	0.15%	38,773,587.43	0.15%
4-10	3,217,413.95	0.04%	4,619,246.61	0.06%	1,702,481.41	0.02%	9,539,141.97	0.04%	9,539,141.97	0.04%
11-14	270,233.74	0.00%	200,000.92	0.00%	238,902.97	0.00%	709,137.63	0.00%	709,137.63	0.00%
15-21	154,711.37	0.00%	104,714.57	0.00%	163,168.12	0.00%	422,594.06	0.00%	422,594.06	0.00%
> 21 JOURS	137,130.30	0.00%	203,777.00	0.00%	307,111.98	0.00%	648,019.28	0.00%	648,019.28	0.00%
83	40,023,460.84	0.50%	35,152,976.99	0.46%	41,432,821.56	0.45%	116,609,259.39	0.47%	116,609,259.39	0.47%
1-3	32,445,147.25	0.40%	27,302,767.42	0.36%	36,873,630.51	0.40%	96,621,545.18	0.39%	96,621,545.18	0.39%
4-10	6,387,817.78	0.08%	7,244,683.26	0.09%	4,078,482.36	0.04%	17,710,983.40	0.07%	17,710,983.40	0.07%
11-14	75,050.52	0.00%	498,889.18	0.01%	128,416.06	0.00%	702,355.76	0.00%	702,355.76	0.00%
15-21	756,590.77	0.01%	15,651.82	0.00%	172,950.87	0.00%	945,193.46	0.00%	945,193.46	0.00%
> 21 JOURS	358,854.52	0.00%	90,985.31	0.00%	179,341.76	0.00%	629,181.59	0.00%	629,181.59	0.00%
84	187,993,343.02	2.33%	213,445,462.80	2.78%	304,210,882.78	3.27%	705,649,688.60	2.82%	705,649,688.60	2.82%
1-3	113,174,677.88	1.40%	105,936,073.51	1.38%	210,658,260.82	2.27%	429,769,012.21	1.72%	429,769,012.21	1.72%
4-10	45,123,619.07	0.56%	78,649,354.75	1.02%	60,240,739.43	0.65%	184,013,713.25	0.73%	184,013,713.25	0.73%
11-14	15,602,691.53	0.19%	7,001,090.83	0.09%	9,960,584.76	0.11%	32,564,367.12	0.13%	32,564,367.12	0.13%
15-21	6,187,791.63	0.08%	6,940,117.46	0.09%	8,883,393.91	0.10%	22,011,303.00	0.09%	22,011,303.00	0.09%
> 21 JOURS	7,904,562.91	0.10%	14,918,826.25	0.19%	14,467,903.86	0.16%	37,291,293.02	0.15%	37,291,293.02	0.15%
85	392,650,638.92	4.87%	356,536,659.69	4.64%	562,067,077.82	6.04%	1,311,254,376.43	5.24%	1,311,254,376.43	5.24%
1-3	251,884,920.04	3.13%	235,864,310.29	3.07%	436,861,817.68	4.70%	924,611,048.01	3.69%	924,611,048.01	3.69%
4-10	109,285,417.97	1.36%	82,800,243.30	1.08%	74,762,613.39	0.80%	266,848,274.66	1.07%	266,848,274.66	1.07%
11-14	6,662,574.00	0.08%	13,093,546.49	0.17%	6,546,590.41	0.07%	26,302,710.90	0.11%	26,302,710.90	0.11%
15-21	4,038,632.66	0.05%	4,739,418.91	0.06%	10,940,596.02	0.12%	19,718,647.59	0.08%	19,718,647.59	0.08%
> 21 JOURS	20,779,094.25	0.26%	20,039,140.70	0.26%	32,955,460.32	0.35%	73,773,695.27	0.29%	73,773,695.27	0.29%

Tab. 9.-IMPORTATIONS TAXÉES PAR CHAPITRE DU TARIF SH ET PAR DÉLAI DE DÉDOUANEMENT ENTRE LA DATE DE L'ENREGISTREMENT ET LA DATE DE LA LIQUIDATION

**TOUS DROITS ET TAXES APPLICABLES ET HORS PÉTROLE
1ER TRIMESTRE 2025-2026**

CHAPITRE	OCTOBRE 2025		NOVEMBRE 2025		DÉCEMBRE 2025		1ER TRIMESTRE 2025-2026		TOTAL ANNUEL Oct-Déc 2025-2026	
	COLLECTE	%	COLLECTE	%	COLLECTE	%	COLLECTE	%	COLLECTE	%
86	2,701,373.62	0.03%	2,418,588.36	0.03%	4,395,107.36	0.05%	9,515,069.34	0.04%	9,515,069.34	0.04%
1-3	1,019,368.38	0.01%	288,081.54	0.00%	699,524.15	0.01%	2,006,974.07	0.01%	2,006,974.07	0.01%
4-10	444,258.70	0.01%	413,168.04	0.01%	684,275.79	0.01%	1,541,702.53	0.01%	1,541,702.53	0.01%
11-14	100,283.85	0.00%	1,192,047.39	0.02%	452,193.63	0.00%	1,744,524.87	0.01%	1,744,524.87	0.01%
15-21	509,321.26	0.01%	116,262.82	0.00%	356,414.90	0.00%	981,998.98	0.00%	981,998.98	0.00%
> 21 JOURS	628,141.43	0.01%	409,028.57	0.01%	2,202,698.89	0.02%	3,239,868.89	0.01%	3,239,868.89	0.01%
87	408,244,814.33	5.07%	450,147,262.98	5.86%	765,320,146.34	8.23%	1,623,712,223.65	6.48%	1,623,712,223.65	6.48%
1-3	130,210,494.21	1.62%	192,970,924.00	2.51%	447,884,315.56	4.82%	771,065,733.77	3.08%	771,065,733.77	3.08%
4-10	193,036,834.69	2.40%	153,709,138.38	2.00%	137,745,806.69	1.48%	484,491,779.76	1.93%	484,491,779.76	1.93%
11-14	19,629,604.55	0.24%	25,457,032.51	0.33%	80,722,864.48	0.87%	125,809,501.54	0.50%	125,809,501.54	0.50%
15-21	28,260,048.76	0.35%	28,651,494.20	0.37%	35,571,056.37	0.38%	92,482,599.33	0.37%	92,482,599.33	0.37%
> 21 JOURS	37,107,832.12	0.46%	49,358,673.89	0.64%	63,396,103.24	0.68%	149,862,609.25	0.60%	149,862,609.25	0.60%
88	17,440.08	0.00%	30,728.21	0.00%	143,401.89	0.00%	191,570.18	0.00%	191,570.18	0.00%
4-10		0.00%		0.00%	79,020.38	0.00%	79,020.38	0.00%	79,020.38	0.00%
15-21	17,440.08	0.00%		0.00%		0.00%	17,440.08	0.00%	17,440.08	0.00%
> 21 JOURS		0.00%	30,728.21	0.00%	64,381.51	0.00%	95,109.72	0.00%	95,109.72	0.00%
89	103,116.63	0.00%	214,105.01	0.00%	1,366,205.30	0.01%	1,683,426.94	0.01%	1,683,426.94	0.01%
1-3		0.00%		0.00%	337,612.90	0.00%	337,612.90	0.00%	337,612.90	0.00%
4-10		0.00%	214,105.01	0.00%	314,422.91	0.00%	528,527.92	0.00%	528,527.92	0.00%
11-14	95,559.77	0.00%		0.00%		0.00%	95,559.77	0.00%	95,559.77	0.00%
> 21 JOURS	7,556.86	0.00%		0.00%	714,169.49	0.01%	721,726.35	0.00%	721,726.35	0.00%
90	17,418,357.27	0.22%	21,566,664.05	0.28%	21,514,023.39	0.23%	60,499,044.71	0.24%	60,499,044.71	0.24%
1-3	8,537,861.57	0.11%	10,155,003.30	0.13%	13,564,425.56	0.15%	32,257,290.43	0.13%	32,257,290.43	0.13%
4-10	7,200,754.29	0.09%	9,821,239.05	0.13%	3,782,799.48	0.04%	20,804,792.82	0.08%	20,804,792.82	0.08%
11-14	1,247,069.06	0.02%	326,688.77	0.00%	1,727,966.26	0.02%	3,301,724.09	0.01%	3,301,724.09	0.01%
15-21	160,701.06	0.00%	567,556.50	0.01%	1,131,745.64	0.01%	1,860,003.20	0.01%	1,860,003.20	0.01%
> 21 JOURS	271,971.29	0.00%	696,176.43	0.01%	1,307,086.45	0.01%	2,275,234.17	0.01%	2,275,234.17	0.01%
91	3,354,979.66	0.04%	2,110,310.23	0.03%	6,008,881.87	0.06%	11,474,171.76	0.05%	11,474,171.76	0.05%
1-3	1,852,830.90	0.02%	1,000,719.13	0.01%	5,907,584.69	0.06%	8,761,134.72	0.03%	8,761,134.72	0.03%
4-10	1,489,233.18	0.02%	430,527.39	0.01%	77,123.94	0.00%	1,996,884.51	0.01%	1,996,884.51	0.01%
11-14	7,131.93	0.00%	146,858.25	0.00%	2,712.21	0.00%	156,702.39	0.00%	156,702.39	0.00%
15-21	5,783.65	0.00%	515,579.16	0.01%	4,327.68	0.00%	525,690.49	0.00%	525,690.49	0.00%
> 21 JOURS		0.00%	16,626.30	0.00%	17,133.35	0.00%	33,759.65	0.00%	33,759.65	0.00%
92	427,210.34	0.01%	762,720.50	0.01%	1,055,189.94	0.01%	2,245,120.78	0.01%	2,245,120.78	0.01%
1-3	53,352.89	0.00%	432,992.70	0.01%	108,680.36	0.00%	595,025.95	0.00%	595,025.95	0.00%
4-10	119,024.37	0.00%	132,856.05	0.00%	110,162.07	0.00%	362,042.49	0.00%	362,042.49	0.00%
11-14	48,110.54	0.00%	85,985.50	0.00%	521,625.92	0.01%	655,721.96	0.00%	655,721.96	0.00%
15-21	61,074.45	0.00%	16,965.91	0.00%	117,571.02	0.00%	195,611.38	0.00%	195,611.38	0.00%

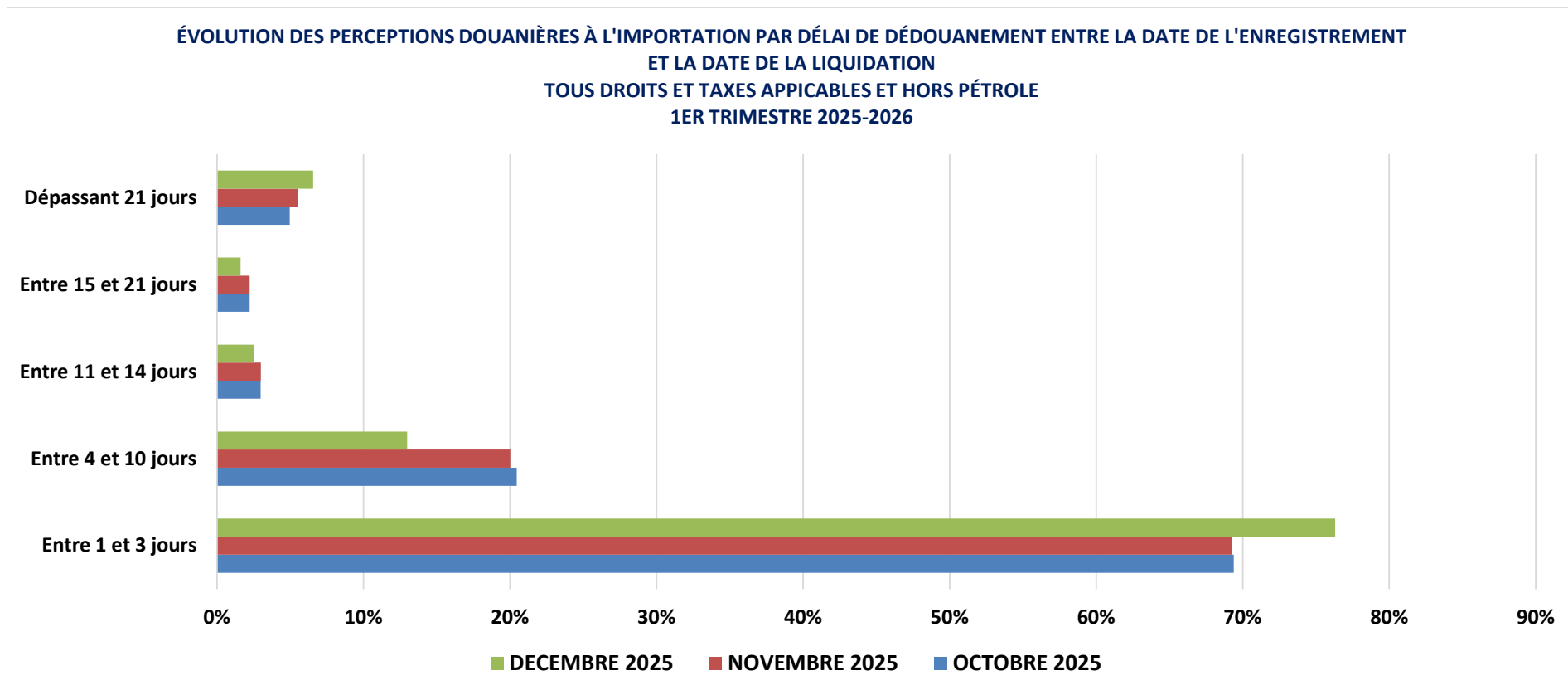
Tab. 9.-IMPORTATIONS TAXÉES PAR CHAPITRE DU TARIF SH ET PAR DÉLAI DE DÉDOUANEMENT ENTRE LA DATE DE L'ENREGISTREMENT ET LA DATE DE LA LIQUIDATION

**TOUS DROITS ET TAXES APPLICABLES ET HORS PÉTROLE
1ER TRIMESTRE 2025-2026**

CHAPITRE	OCTOBRE 2025		NOVEMBRE 2025		DÉCEMBRE 2025		1ER TRIMESTRE 2025-2026		TOTAL ANNUEL Oct-Déc 2025-2026	
	COLLECTE	%	COLLECTE	%	COLLECTE	%	COLLECTE	%	COLLECTE	%
> 21 JOURS	145,648.09	0.00%	93,920.34	0.00%	197,150.57	0.00%	436,719.00	0.00%	436,719.00	0.00%
93	3,169,072.02	0.04%	1,799.59	0.00%	0.00%	0.00%	3,170,871.61	0.01%	3,170,871.61	0.01%
1-3		0.00%	1,799.59	0.00%		0.00%	1,799.59	0.00%	1,799.59	0.00%
11-14	3,169,072.02	0.04%		0.00%		0.00%	3,169,072.02	0.01%	3,169,072.02	0.01%
94	67,832,051.26	0.84%	76,640,680.78	1.00%	119,447,997.17	1.28%	263,920,729.21	1.05%	263,920,729.21	1.05%
1-3	35,160,789.20	0.44%	33,709,449.70	0.44%	59,377,251.93	0.64%	128,247,490.83	0.51%	128,247,490.83	0.51%
4-10	10,720,132.49	0.13%	20,644,626.54	0.27%	17,536,006.45	0.19%	48,900,765.48	0.20%	48,900,765.48	0.20%
11-14	1,854,447.41	0.02%	1,930,878.78	0.03%	3,696,687.00	0.04%	7,482,013.19	0.03%	7,482,013.19	0.03%
15-21	2,392,923.55	0.03%	1,422,192.61	0.02%	5,843,644.83	0.06%	9,658,760.99	0.04%	9,658,760.99	0.04%
> 21 JOURS	17,703,758.61	0.22%	18,933,533.15	0.25%	32,994,406.96	0.35%	69,631,698.72	0.28%	69,631,698.72	0.28%
95	10,767,412.16	0.13%	16,505,144.72	0.21%	23,251,067.64	0.25%	50,523,624.52	0.20%	50,523,624.52	0.20%
1-3	7,382,436.34	0.09%	10,134,267.50	0.13%	13,249,333.18	0.14%	30,766,037.02	0.12%	30,766,037.02	0.12%
4-10	1,777,471.55	0.02%	2,909,856.84	0.04%	7,973,223.80	0.09%	12,660,552.19	0.05%	12,660,552.19	0.05%
11-14	125,438.83	0.00%	264,383.34	0.00%	169,998.20	0.00%	559,820.37	0.00%	559,820.37	0.00%
15-21	212,975.08	0.00%	1,735,279.40	0.02%	471,893.82	0.01%	2,420,148.30	0.01%	2,420,148.30	0.01%
> 21 JOURS	1,269,090.36	0.02%	1,461,357.64	0.02%	1,386,618.64	0.01%	4,117,066.64	0.02%	4,117,066.64	0.02%
96	79,124,024.44	0.98%	57,513,455.33	0.75%	83,243,237.28	0.90%	219,880,717.05	0.88%	219,880,717.05	0.88%
1-3	55,985,759.14	0.69%	34,273,242.40	0.45%	57,197,226.71	0.62%	147,456,228.25	0.59%	147,456,228.25	0.59%
4-10	13,248,342.73	0.16%	17,269,624.95	0.22%	6,094,826.49	0.07%	36,612,794.17	0.15%	36,612,794.17	0.15%
11-14	7,688,865.01	0.10%	2,942,859.20	0.04%	6,274,911.65	0.07%	16,906,635.86	0.07%	16,906,635.86	0.07%
15-21	415,086.21	0.01%	385,185.89	0.01%	595,346.19	0.01%	1,395,618.29	0.01%	1,395,618.29	0.01%
> 21 JOURS	1,785,971.35	0.02%	2,642,542.89	0.03%	13,080,926.24	0.14%	17,509,440.48	0.07%	17,509,440.48	0.07%
97	23,003.09	0.00%	137,727.29	0.00%	88,661.01	0.00%	249,391.39	0.00%	249,391.39	0.00%
1-3		0.00%	61,708.95	0.00%	7,145.17	0.00%	68,854.12	0.00%	68,854.12	0.00%
4-10	1,646.19	0.00%	65,195.34	0.00%	17,769.59	0.00%	84,611.12	0.00%	84,611.12	0.00%
11-14	7,528.23	0.00%	408.70	0.00%	21,751.34	0.00%	29,688.27	0.00%	29,688.27	0.00%
15-21	1,602.06	0.00%		0.00%	5,563.20	0.00%	7,165.26	0.00%	7,165.26	0.00%
> 21 JOURS	12,226.61	0.00%	10,414.30	0.00%	36,431.71	0.00%	59,072.62	0.00%	59,072.62	0.00%
98	1,361,460.14	0.02%	701,432.38	0.01%	249,596.96	0.00%	2,312,489.48	0.01%	2,312,489.48	0.01%
1-3	244,202.15	0.00%	155,367.26	0.00%	67,965.68	0.00%	467,535.09	0.00%	467,535.09	0.00%
4-10	976,082.12	0.01%	299,994.13	0.00%	8.63	0.00%	1,276,084.88	0.01%	1,276,084.88	0.01%
11-14	74,621.54	0.00%	101,837.48	0.00%	821.92	0.00%	177,280.94	0.00%	177,280.94	0.00%
15-21	45,957.07	0.00%	100,864.00	0.00%	8.63	0.00%	146,829.70	0.00%	146,829.70	0.00%
> 21 JOURS	20,597.26	0.00%	43,369.51	0.00%	180,792.10	0.00%	244,758.87	0.00%	244,758.87	0.00%
TOTAL	8,057,151,058.28	100%	7,681,631,451.75	100%	9,299,870,505.05	100%	25,038,653,015.08	100%	25,038,653,015.08	100%

**Tab. 10.-IMPORTATIONS TAXÉES PAR DÉLAI DE DÉDOUANEMENT ENTRE LA DATE DE L'ENREGISTREMENT ET LA DATE DE LA LIQUIDATION
TOUS DROITS ET TAXES APPLICABLES ET HORS PÉTROLE
1ER TRIMESTRE 2025-2026**

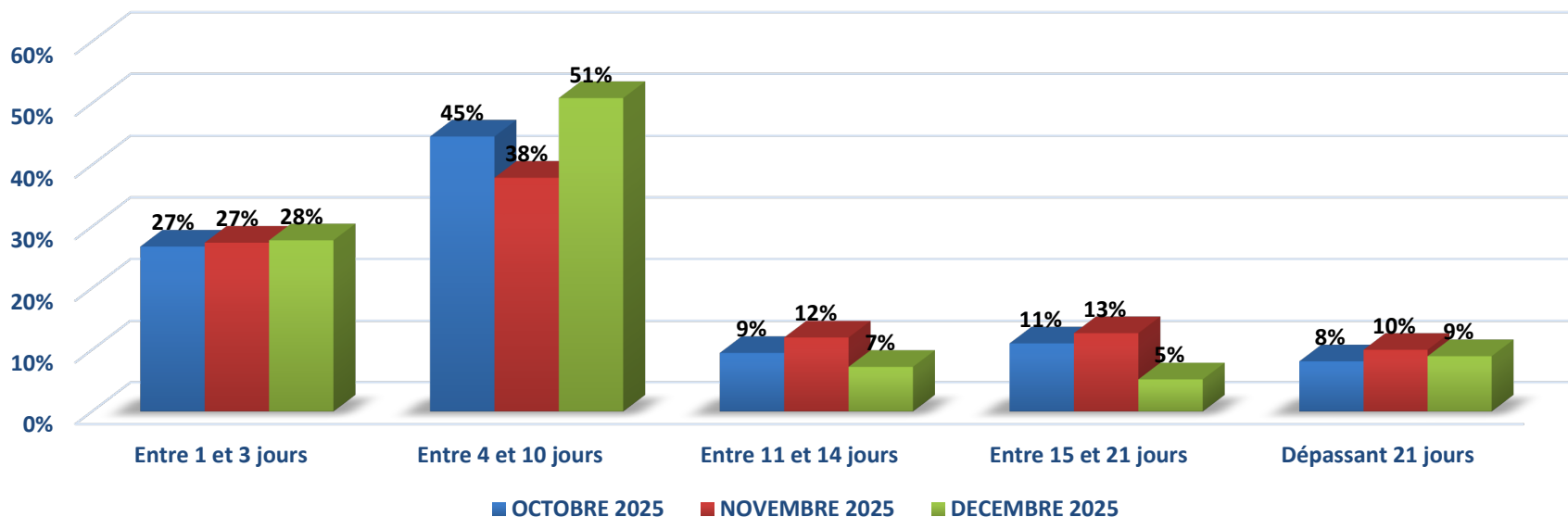
NOMBRE DE JOURS	OCTOBRE 2025		NOVEMBRE 2025		DÉCEMBRE 2025		1ER TRIMESTRE 2025-2026		TOTAL ANNUEL Oct-Déc 2025-2026	
	COLLECTE	%	COLLECTE	%	COLLECTE	%	COLLECTE	%	COLLECTE	%
Entre 1 et 3 jours	5,590,412,088.94	69.38%	5,321,625,085.66	69.28%	7,097,024,102.97	76.31%	18,009,061,277.57	71.93%	18,009,061,277.57	71.93%
Entre 4 et 10 jours	1,647,498,317.97	20.45%	1,537,046,131.31	20.01%	1,206,878,837.87	12.98%	4,391,423,287.15	17.54%	4,391,423,287.15	17.54%
Entre 11 et 14 jours	239,906,098.53	2.98%	229,478,267.55	2.99%	236,900,966.06	2.55%	706,285,332.14	2.82%	706,285,332.14	2.82%
Entre 15 et 21 jours	179,863,624.25	2.23%	170,524,568.32	2.22%	149,647,218.10	1.61%	500,035,410.67	2.00%	500,035,410.67	2.00%
Dépassant 21 jours	399,470,928.59	4.96%	422,957,398.91	5.51%	609,419,380.05	6.55%	1,431,847,707.55	5.72%	1,431,847,707.55	5.72%
TOTAL	8,057,151,058.28	100%	7,681,631,451.75	100%	9,299,870,505.05	100%	25,038,653,015.08	100%	25,038,653,015.08	100%



**Tab. 11.-IMPORTATIONS TAXÉES PAR DÉLAI DE DÉDOUANEMENT ENTRE LA DATE DE L'ENREGISTREMENT ET LA DATE DU PAIEMENT
TOUS DROITS ET TAXES APPLICABLES ET HORS PÉTROLE
1ER TRIMESTRE 2025-2026**

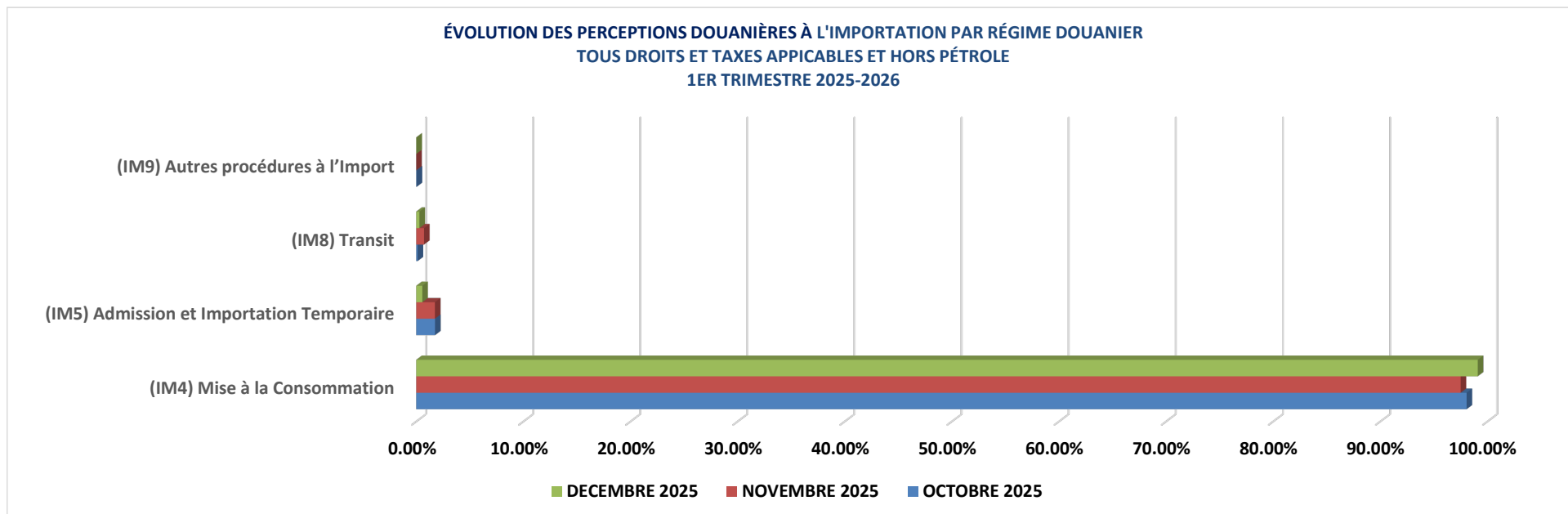
NOMBRE DE JOURS	OCTOBRE 2025		NOVEMBRE 2025		DÉCEMBRE 2025		1ER TRIMESTRE 2025-2026		TOTAL ANNUEL Oct-Déc 2025-2026	
	COLLECTE	%	COLLECTE	%	COLLECTE	%	COLLECTE	%	COLLECTE	%
Entre 1 et 3 jours	2,155,211,493.59	26.75%	2,103,708,927.04	27.39%	2,582,708,552.69	27.77%	6,841,628,973.32	27.32%	6,841,628,973.32	27.32%
Entre 4 et 10 jours	3,592,832,744.85	44.59%	2,912,555,405.82	37.92%	4,726,780,166.35	50.83%	11,232,168,317.02	44.86%	11,232,168,317.02	44.86%
Entre 11 et 14 jours	764,933,935.25	9.49%	921,361,260.31	11.99%	672,911,919.17	7.24%	2,359,207,114.73	9.42%	2,359,207,114.73	9.42%
Entre 15 et 21 jours	889,562,820.40	11.04%	975,763,584.61	12.70%	483,844,030.87	5.20%	2,349,170,435.88	9.38%	2,349,170,435.88	9.38%
Dépassant 21 jours	654,610,064.19	8.12%	768,242,273.97	10.00%	833,625,835.97	8.96%	2,256,478,174.13	9.01%	2,256,478,174.13	9.01%
TOTAL	8,057,151,058.28	100%	7,681,631,451.75	100%	9,299,870,505.05	100%	25,038,653,015.08	100%	25,038,653,015.08	100%

**ÉVOLUTION DES PERCEPTIONS DOUANIÈRES À L'IMPORTATION PAR DÉLAI DE DÉDOUANEMENT ENTRE LA DATE DE L'ENREGISTREMENT ET LA DATE DU PAIEMENT
TOUS DROITS ET TAXES APPLICABLES ET HORS PÉTROLE
1ER TRIMESTRE 2025-2026**



**Tab. 12.-IMPORTATIONS TAXÉES PAR RÉGIME DOUANIER
TOUS DROITS ET TAXES APPLICABLES ET HORS PÉTROLE
1ER TRIMESTRE 2025-2026**

RÉGIME	OCTOBRE 2025		NOVEMBRE 2025		DÉCEMBRE 2025		1ER TRIMESTRE 2025-2026		TOTAL ANNUEL Oct-Déc 2025-2026	
	COLLECTE	%	COLLECTE	%	COLLECTE	%	COLLECTE	%	COLLECTE	%
(IM4) Mise à la Consommation	7,901,275,132.03	98.07%	7,490,338,233.95	97.51%	9,216,719,710.40	99.11%	24,608,333,076.38	98.28%	24,608,333,076.38	98.28%
(IM5) Admission et Importation Temporaire	141,844,304.66	1.76%	134,431,754.27	1.75%	53,272,508.94	0.57%	329,548,567.87	1.32%	329,548,567.87	1.32%
(IM8) Transit	10,662,063.67	0.13%	56,377,950.70	0.73%	27,901,823.15	0.30%	94,941,837.52	0.38%	94,941,837.52	0.38%
(IM9) Autres procédures à l'Import	3,369,557.92	0.04%	483,512.83	0.01%	1,976,462.56	0.02%	5,829,533.31	0.02%	5,829,533.31	0.02%
TOTAL	8,057,151,058.28	100%	7,681,631,451.75	100%	9,299,870,505.05	100%	25,038,653,015.08	100%	25,038,653,015.08	100%



**Tab. 13.-IMPORTATIONS TAXÉES PAR TOP PAYS DE PROVENANCE
TOUS DROITS ET TAXES APPLICABLES ET HORS PÉTROLE
1ER TRIMESTRE 2025-2026**

RANG	PAYS DE PROVENANCE	OCTOBRE 2025		NOVEMBRE 2025		DÉCEMBRE 2025		1ER TRIMESTRE 2025-2026		TOTAL ANNUEL Oct-Déc 2025-2026	
		COLLECTE	%	COLLECTE	%	COLLECTE	%	COLLECTE	%	COLLECTE	%
1	LES ETATS UNIS D'AMERIQUE	2,409,265,389.46	29.90%	2,402,443,341.16	31.28%	2,908,449,209.64	31.27%	7,720,157,940.26	30.83%	7,720,157,940.26	30.83%
2	CHINE	1,598,834,414.55	19.84%	1,661,188,161.50	21.63%	2,189,917,101.00	23.55%	5,449,939,677.05	21.77%	5,449,939,677.05	21.77%
3	INDE	518,587,000.63	6.44%	350,223,366.97	4.56%	493,661,767.49	5.31%	1,362,472,135.09	5.44%	1,362,472,135.09	5.44%
4	BRESIL	474,262,833.60	5.89%	401,358,268.77	5.22%	454,270,653.26	4.88%	1,329,891,755.63	5.31%	1,329,891,755.63	5.31%
5	REPUBLIQUE DOMINICAINE	385,410,941.77	4.78%	366,140,990.78	4.77%	288,779,774.30	3.11%	1,040,331,706.85	4.15%	1,040,331,706.85	4.15%
6	VIET-NAM	250,090,687.15	3.10%	279,372,362.46	3.64%	237,927,616.06	2.56%	767,390,665.67	3.06%	767,390,665.67	3.06%
7	PAKISTAN	64,759,013.84	0.80%	289,123,819.63	3.76%	310,589,780.47	3.34%	664,472,613.94	2.65%	664,472,613.94	2.65%
8	PEROU	254,571,347.25	3.16%	146,206,507.05	1.90%	238,010,836.67	2.56%	638,788,690.97	2.55%	638,788,690.97	2.55%
9	TURQUIE	292,168,655.20	3.63%	148,939,829.76	1.94%	136,862,814.15	1.47%	577,971,299.11	2.31%	577,971,299.11	2.31%
10	PAYS-BAS	240,761,147.06	2.99%	148,556,573.60	1.93%	129,607,665.71	1.39%	518,925,386.37	2.07%	518,925,386.37	2.07%
11	PANAMA	94,312,105.30	1.17%	130,676,654.26	1.70%	239,148,015.04	2.57%	464,136,774.60	1.85%	464,136,774.60	1.85%
12	COLOMBIE	130,704,720.58	1.62%	145,223,049.50	1.89%	154,801,805.41	1.66%	430,729,575.49	1.72%	430,729,575.49	1.72%
13	FRANCE	145,134,236.43	1.80%	105,131,068.11	1.37%	168,242,329.71	1.81%	418,507,634.25	1.67%	418,507,634.25	1.67%
14	GUATEMALA	77,802,003.38	0.97%	104,345,110.50	1.36%	220,429,149.89	2.37%	402,576,263.77	1.61%	402,576,263.77	1.61%
15	HONG-KONG	100,690,417.74	1.25%	120,294,013.84	1.57%	181,112,876.15	1.95%	402,097,307.73	1.61%	402,097,307.73	1.61%
16	BELGIQUE	164,547,243.27	2.04%	44,016,725.73	0.57%	67,304,747.41	0.72%	275,868,716.41	1.10%	275,868,716.41	1.10%
17	INDONESIE	97,945,576.63	1.22%	50,051,231.17	0.65%	116,616,482.57	1.25%	264,613,290.37	1.06%	264,613,290.37	1.06%
18	CANADA	50,941,954.38	0.63%	48,665,364.74	0.63%	78,827,491.54	0.85%	178,434,810.66	0.71%	178,434,810.66	0.71%
19	MEXIQUE	65,583,193.17	0.81%	45,644,579.96	0.59%	52,076,960.24	0.56%	163,304,733.37	0.65%	163,304,733.37	0.65%
20	HONDURAS	74,412,385.13	0.92%	63,075,110.52	0.82%	3,454,969.99	0.04%	140,942,465.64	0.56%	140,942,465.64	0.56%
21	REPUBLIQUE DE COREE	50,131,197.78	0.62%	62,689,490.94	0.82%	16,045,298.81	0.17%	128,865,987.53	0.51%	128,865,987.53	0.51%
22	ALLEMAGNE	30,982,604.91	0.38%	47,264,997.39	0.62%	47,963,108.69	0.52%	126,210,710.99	0.50%	126,210,710.99	0.50%
23	MALAISIE	19,155,101.24	0.24%	54,905,990.11	0.71%	44,880,166.57	0.48%	118,941,257.92	0.48%	118,941,257.92	0.48%
24	ESPAGNE	57,371,092.83	0.71%	20,621,584.52	0.27%	39,466,003.87	0.42%	117,458,681.22	0.47%	117,458,681.22	0.47%
25	BANGLADESH		0.00%	109,699,015.68	1.43%		0.00%	109,699,015.68	0.44%	109,699,015.68	0.44%
26	TAIWAN	33,780,572.22	0.42%	54,287,529.04	0.71%	13,741,506.09	0.15%	101,809,607.35	0.41%	101,809,607.35	0.41%
27	GRANDE-BRETAGNE	33,293,130.21	0.41%	29,806,086.32	0.39%	33,446,585.24	0.36%	96,545,801.77	0.39%	96,545,801.77	0.39%
28	NICARAGUA	21,104,607.34	0.26%	18,763,829.22	0.24%	36,310,865.91	0.39%	76,179,302.47	0.30%	76,179,302.47	0.30%
29	PHILIPPINES		0.00%		0.00%	69,609,980.55	0.75%	69,609,980.55	0.28%	69,609,980.55	0.28%
30	POLOGNE	23,194,700.69	0.29%	22,776,102.39	0.30%	13,942,043.13	0.15%	59,912,846.21	0.24%	59,912,846.21	0.24%
31	IRLANDE	58,268,399.05	0.72%	1,294,969.97	0.02%		0.00%	59,563,369.02	0.24%	59,563,369.02	0.24%
32	ITALIE	19,800,655.84	0.25%	17,537,434.47	0.23%	18,544,889.67	0.20%	55,882,979.98	0.22%	55,882,979.98	0.22%
33	URUGUAY	28,081,789.65	0.35%	3,428,571.93	0.04%	24,109,010.95	0.26%	55,619,372.53	0.22%	55,619,372.53	0.22%
34	SURINAM	18,936,431.03	0.24%	9,965,530.36	0.13%	20,758,043.93	0.22%	49,660,005.32	0.20%	49,660,005.32	0.20%
35	TRINIDAD ET TOBAGO	12,978,918.42	0.16%	1,741,663.03	0.02%	33,637,013.65	0.36%	48,357,595.10	0.19%	48,357,595.10	0.19%
36	SALVADOR	9,007,847.63	0.11%	31,541,115.97	0.41%	5,901,530.12	0.06%	46,450,493.72	0.19%	46,450,493.72	0.19%
37	JAPON	167,775.38	0.00%	18,928,661.20	0.25%	25,503,086.86	0.27%	44,599,523.44	0.18%	44,599,523.44	0.18%
38	SENEGAL	16,085,116.66	0.20%	6,481,710.06	0.08%	14,520,515.31	0.16%	37,087,342.03	0.15%	37,087,342.03	0.15%
39	EGYPTE	5,871,214.89	0.07%	8,624,702.39	0.11%	20,893,957.84	0.22%	35,389,875.12	0.14%	35,389,875.12	0.14%

**Tab. 13.-IMPORTATIONS TAXÉES PAR TOP PAYS DE PROVENANCE
TOUS DROITS ET TAXES APPLICABLES ET HORS PÉTROLE
1ER TRIMESTRE 2025-2026**

RANG	PAYS DE PROVENANCE	OCTOBRE 2025		NOVEMBRE 2025		DÉCEMBRE 2025		1ER TRIMESTRE 2025-2026		TOTAL ANNUEL Oct-Déc 2025-2026	
		COLLECTE	%	COLLECTE	%	COLLECTE	%	COLLECTE	%	COLLECTE	%
40	UKRAINE	2,729,989.00	0.03%	25,029,890.18	0.33%	6,371,682.25	0.07%	34,131,561.43	0.14%	34,131,561.43	0.14%
41	SUEDE	19,163,242.26	0.24%	3,850,571.74	0.05%	10,114,296.42	0.11%	33,128,110.42	0.13%	33,128,110.42	0.13%
42	NORVEGE	9,979,521.48	0.12%	15,232,511.40	0.20%	5,251,395.24	0.06%	30,463,428.12	0.12%	30,463,428.12	0.12%
43	EMIRATS ARABES UNIS	4,346,088.18	0.05%	14,954,505.33	0.19%	10,845,035.84	0.12%	30,145,629.35	0.12%	30,145,629.35	0.12%
44	MAROC	23,081,911.72	0.29%	1,867,445.44	0.02%	1,857,216.50	0.02%	26,806,573.66	0.11%	26,806,573.66	0.11%
45	SINGAPOUR	9,963,253.12	0.12%	1,889,334.23	0.02%	11,507,640.45	0.12%	23,360,227.80	0.09%	23,360,227.80	0.09%
46	REPUBLIQUE SUD-AFRICAINE	5,013,388.71	0.06%		0.00%	16,472,415.08	0.18%	21,485,803.79	0.09%	21,485,803.79	0.09%
47	DANEMARK	1,989,872.63	0.02%	12,056,114.52	0.16%	5,254,880.64	0.06%	19,300,867.79	0.08%	19,300,867.79	0.08%
48	CHILI	12,351,375.28	0.15%	2,425,581.29	0.03%	3,516,679.63	0.04%	18,293,636.20	0.07%	18,293,636.20	0.07%
49	PUERTO-RICO	8,117,202.06	0.10%	6,143,929.32	0.08%	1,880,257.49	0.02%	16,141,388.87	0.06%	16,141,388.87	0.06%
50	CAMEROUN		0.00%	2,974,868.60	0.04%	11,884,811.18	0.13%	14,859,679.78	0.06%	14,859,679.78	0.06%
51	COSTA RICA	7,301,735.59	0.09%	1,347,338.57	0.02%	3,675,111.43	0.04%	12,324,185.59	0.05%	12,324,185.59	0.05%
52	COTE D'IVOIRE	3,519,395.18	0.04%	4,726,976.09	0.06%	3,088,808.67	0.03%	11,335,179.94	0.05%	11,335,179.94	0.05%
53	ARGENTINE	2,809,907.76	0.03%	1,329,448.88	0.02%	5,910,131.86	0.06%	10,049,488.50	0.04%	10,049,488.50	0.04%
54	JAMAIQUE	5,258,035.74	0.07%	3,154,498.82	0.04%		0.00%	8,412,534.56	0.03%	8,412,534.56	0.03%
55	THAILANDE		0.00%	770,958.43	0.01%	7,540,803.05	0.08%	8,311,761.48	0.03%	8,311,761.48	0.03%
56	AUSTRALIE		0.00%	1,720,069.57	0.02%	6,371,854.27	0.07%	8,091,923.84	0.03%	8,091,923.84	0.03%
57	JAMAHIRIYA ARABE LIBYENNE		0.00%		0.00%	6,339,564.83	0.07%	6,339,564.83	0.03%	6,339,564.83	0.03%
58	GUYANE		0.00%		0.00%	6,200,273.55	0.07%	6,200,273.55	0.02%	6,200,273.55	0.02%
59	OMAN		0.00%		0.00%	5,548,095.98	0.06%	5,548,095.98	0.02%	5,548,095.98	0.02%
60	EQUATEUR	805,596.78	0.01%	2,354,799.18	0.03%	1,944,418.01	0.02%	5,104,813.97	0.02%	5,104,813.97	0.02%
61	BARBADES	761,699.30	0.01%	170,107.60	0.00%	3,910,289.30	0.04%	4,842,096.20	0.02%	4,842,096.20	0.02%
62	MONACO		0.00%		0.00%	4,262,963.62	0.05%	4,262,963.62	0.02%	4,262,963.62	0.02%
63	ARABIE SAOUDITE	4,174,359.33	0.05%		0.00%		0.00%	4,174,359.33	0.02%	4,174,359.33	0.02%
64	PARAGUAY	622,175.50	0.01%	1,841,669.45	0.02%	1,630,080.44	0.02%	4,093,925.39	0.02%	4,093,925.39	0.02%
65	KAZAKHSTAN		0.00%	2,690,896.29	0.04%		0.00%	2,690,896.29	0.01%	2,690,896.29	0.01%
66	ANTILLES NEERLANDAISES		0.00%		0.00%	2,280,421.74	0.02%	2,280,421.74	0.01%	2,280,421.74	0.01%
67	ESTONIE		0.00%	2,044,244.51	0.03%		0.00%	2,044,244.51	0.01%	2,044,244.51	0.01%
68	GAMBIE	1,019,333.43	0.01%		0.00%	1,020,415.05	0.01%	2,039,748.48	0.01%	2,039,748.48	0.01%
69	NOUVELLE ZELANDE	1,954,457.29	0.02%		0.00%		0.00%	1,954,457.29	0.01%	1,954,457.29	0.01%
70	LIBAN		0.00%		0.00%	1,947,520.96	0.02%	1,947,520.96	0.01%	1,947,520.96	0.01%
71	SAINT MARIN	196,746.93	0.00%		0.00%	1,535,756.38	0.02%	1,732,503.31	0.01%	1,732,503.31	0.01%
72	PORTUGAL	1,655,680.76	0.02%		0.00%		0.00%	1,655,680.76	0.01%	1,655,680.76	0.01%
73	CURACAO		0.00%		0.00%	1,586,072.24	0.02%	1,586,072.24	0.01%	1,586,072.24	0.01%
74	TUNISIE	1,257,749.77	0.02%		0.00%		0.00%	1,257,749.77	0.01%	1,257,749.77	0.01%
75	CHYPRE		0.00%	1,133,727.33	0.01%		0.00%	1,133,727.33	0.00%	1,133,727.33	0.00%
76	VENEZUELA		0.00%	779,545.75	0.01%		0.00%	779,545.75	0.00%	779,545.75	0.00%
77	TCHIQUE REPUBLIQUE		0.00%		0.00%	397,763.68	0.00%	397,763.68	0.00%	397,763.68	0.00%
78	GRECE		0.00%		0.00%	241,142.12	0.00%	241,142.12	0.00%	241,142.12	0.00%

**Tab. 13.-IMPORTATIONS TAXÉES PAR TOP PAYS DE PROVENANCE
TOUS DROITS ET TAXES APPICABLES ET HORS PÉTROLE
1ER TRIMESTRE 2025-2026**

RANG	PAYS DE PROVENANCE	OCTOBRE 2025		NOVEMBRE 2025		DÉCEMBRE 2025		1ER TRIMESTRE 2025-2026		TOTAL ANNUEL Oct-Déc 2025-2026	
		COLLECTE	%	COLLECTE	%	COLLECTE	%	COLLECTE	%	COLLECTE	%
79	CONFEDERATION HELVETIQUE		0.00%	90,333.05	0.00%	88,439.61	0.00%	178,772.66	0.00%	178,772.66	0.00%
80	FINLANDE	70,167.33	0.00%		0.00%		0.00%	70,167.33	0.00%	70,167.33	0.00%
81	SAINTE LUCIE	11,750.86	0.00%	16,971.18	0.00%		0.00%	28,722.04	0.00%	28,722.04	0.00%
82	BAHAMAS		0.00%		0.00%	28,613.65	0.00%	28,613.65	0.00%	28,613.65	0.00%
	TOTAL	8,057,151,058.28	100%	7,681,631,451.75	100%	9,299,870,505.05	100%	25,038,653,015.08	100%	25,038,653,015.08	100%

**Tab. 14.-IMPORTATIONS TAXÉES PAR PAYS DE PROVENANCE ET PAR DÉLAI DE DÉDOUANEMENT ENTRE LA DATE DE L'ENREGISTREMENT ET
LA DATE DE LA LIQUIDATION
TOUS DROITS ET TAXES APPLICABLES ET HORS PÉTROLE
1ER TRIMESTRE 2025-2026**

PAYS DE PROVENANCE	OCTOBRE 2025		NOVEMBRE 2025		DÉCEMBRE 2025		1ER TRIMESTRE 2025-2026		TOTAL ANNUEL Oct-Déc 2025-2026	
	COLLECTE	%	COLLECTE	%	COLLECTE	%	COLLECTE	%	COLLECTE	%
LES ETATS UNIS D'AMERIQUE	2,409,265,389.46	29.90%	2,402,443,341.16	31.28%	2,908,449,209.64	31.27%	7,720,157,940.26	30.83%	7,720,157,940.26	30.83%
1-3	1,658,347,130.06	20.58%	1,799,825,737.29	23.43%	1,902,984,347.24	20.46%	5,361,157,214.59	21.41%	5,361,157,214.59	21.41%
4-10	359,297,489.11	4.46%	252,870,080.02	3.29%	278,775,438.07	3.00%	890,943,007.20	3.56%	890,943,007.20	3.56%
11-14	59,261,286.20	0.74%	55,816,974.35	0.73%	164,796,379.78	1.77%	279,874,640.33	1.12%	279,874,640.33	1.12%
15-21	51,738,762.20	0.64%	49,404,710.53	0.64%	105,238,646.54	1.13%	206,382,119.27	0.82%	206,382,119.27	0.82%
> 21 JOURS	280,620,721.89	3.48%	244,525,838.97	3.18%	456,654,398.01	4.91%	981,800,958.87	3.92%	981,800,958.87	3.92%
CHINE	1,598,834,414.55	19.84%	1,661,188,161.50	21.63%	2,189,917,101.00	23.55%	5,449,939,677.05	21.77%	5,449,939,677.05	21.77%
1-3	1,005,774,160.69	12.48%	1,122,355,733.81	14.61%	1,927,210,616.93	20.72%	4,055,340,511.43	16.20%	4,055,340,511.43	16.20%
4-10	534,829,378.04	6.64%	453,583,615.30	5.90%	198,795,864.95	2.14%	1,187,208,858.29	4.74%	1,187,208,858.29	4.74%
11-14	27,407,933.89	0.34%	31,054,141.16	0.40%	21,102,997.78	0.23%	79,565,072.83	0.32%	79,565,072.83	0.32%
15-21	18,377,935.64	0.23%	18,288,879.63	0.24%	6,935,797.33	0.07%	43,602,612.60	0.17%	43,602,612.60	0.17%
> 21 JOURS	12,445,006.29	0.15%	35,905,791.60	0.47%	35,871,824.01	0.39%	84,222,621.90	0.34%	84,222,621.90	0.34%
INDE	518,587,000.63	6.44%	350,223,366.97	4.56%	493,661,767.49	5.31%	1,362,472,135.09	5.44%	1,362,472,135.09	5.44%
1-3	347,962,859.88	4.32%	158,173,786.71	2.06%	417,403,365.11	4.49%	923,540,011.70	3.69%	923,540,011.70	3.69%
4-10	137,093,087.96	1.70%	134,085,894.39	1.75%	67,100,937.91	0.72%	338,279,920.26	1.35%	338,279,920.26	1.35%
11-14	29,790,499.43	0.37%	57,286,640.99	0.75%	5,087,471.33	0.05%	92,164,611.75	0.37%	92,164,611.75	0.37%
15-21		0.00%	142,164.72	0.00%	3,524,626.40	0.04%	3,666,791.12	0.01%	3,666,791.12	0.01%
> 21 JOURS	3,740,553.36	0.05%	534,880.16	0.01%	545,366.74	0.01%	4,820,800.26	0.02%	4,820,800.26	0.02%
BRESIL	474,262,833.60	5.89%	401,358,268.77	5.22%	454,270,653.26	4.88%	1,329,891,755.63	5.31%	1,329,891,755.63	5.31%
1-3	335,139,382.61	4.16%	251,151,203.98	3.27%	356,882,575.95	3.84%	943,173,162.54	3.77%	943,173,162.54	3.77%
4-10	82,452,274.35	1.02%	104,181,782.92	1.36%	45,444,094.56	0.49%	232,078,151.83	0.93%	232,078,151.83	0.93%
11-14	31,647,337.08	0.39%	5,305,952.27	0.07%	14,095,828.83	0.15%	51,049,118.18	0.20%	51,049,118.18	0.20%
15-21	20,406,376.21	0.25%	11,475,144.78	0.15%	2,030,417.70	0.02%	33,911,938.69	0.14%	33,911,938.69	0.14%
> 21 JOURS	4,617,463.35	0.06%	29,244,184.82	0.38%	35,817,736.22	0.39%	69,679,384.39	0.28%	69,679,384.39	0.28%
REPUBLIQUE DOMINICAINE	385,410,941.77	4.78%	366,140,990.78	4.77%	288,779,774.30	3.11%	1,040,331,706.85	4.15%	1,040,331,706.85	4.15%
1-3	194,420,772.64	2.41%	229,074,322.74	2.98%	177,474,151.89	1.91%	600,969,247.27	2.40%	600,969,247.27	2.40%
4-10	99,875,031.14	1.24%	47,338,872.31	0.62%	79,223,291.68	0.85%	226,437,195.13	0.90%	226,437,195.13	0.90%
11-14	44,226,189.56	0.55%	2,381,937.54	0.03%	6,067,668.39	0.07%	52,675,795.49	0.21%	52,675,795.49	0.21%
15-21	13,146,106.90	0.16%	19,011,235.90	0.25%	6,621,478.80	0.07%	38,778,821.60	0.15%	38,778,821.60	0.15%
> 21 JOURS	33,742,841.53	0.42%	68,334,622.29	0.89%	19,393,183.54	0.21%	121,470,647.36	0.49%	121,470,647.36	0.49%
VIET-NAM	250,090,687.15	3.10%	279,372,362.46	3.64%	237,927,616.06	2.56%	767,390,665.67	3.06%	767,390,665.67	3.06%
1-3	241,545,697.88	3.00%	206,142,749.68	2.68%	234,306,781.18	2.52%	681,995,228.74	2.72%	681,995,228.74	2.72%
4-10	6,331,716.49	0.08%	7,468,584.70	0.10%		0.00%	13,800,301.19	0.06%	13,800,301.19	0.06%
11-14	2,049,946.69	0.03%	32,973,486.66	0.43%		0.00%	35,023,433.35	0.14%	35,023,433.35	0.14%
15-21		0.00%	28,407,953.63	0.37%		0.00%	28,407,953.63	0.11%	28,407,953.63	0.11%

**Tab. 14.-IMPORTATIONS TAXÉES PAR PAYS DE PROVENANCE ET PAR DÉLAI DE DÉDOUANEMENT ENTRE LA DATE DE L'ENREGISTREMENT ET
LA DATE DE LA LIQUIDATION
TOUS DROITS ET TAXES APPLICABLES ET HORS PÉTROLE
1ER TRIMESTRE 2025-2026**

PAYS DE PROVENANCE	OCTOBRE 2025		NOVEMBRE 2025		DÉCEMBRE 2025		1ER TRIMESTRE 2025-2026		TOTAL ANNUEL Oct-Déc 2025-2026	
	COLLECTE	%	COLLECTE	%	COLLECTE	%	COLLECTE	%	COLLECTE	%
> 21 JOURS	163,326.09	0.00%	4,379,587.79	0.06%	3,620,834.88	0.04%	8,163,748.76	0.03%	8,163,748.76	0.03%
PAKISTAN	64,759,013.84	0.80%	289,123,819.63	3.76%	310,589,780.47	3.34%	664,472,613.94	2.65%	664,472,613.94	2.65%
1-3	62,728,548.47	0.78%	263,464,532.30	3.43%	140,749,664.33	1.51%	466,942,745.10	1.86%	466,942,745.10	1.86%
4-10		0.00%	25,659,287.33	0.33%	169,840,116.14	1.83%	195,499,403.47	0.78%	195,499,403.47	0.78%
> 21 JOURS	2,030,465.37	0.03%		0.00%		0.00%	2,030,465.37	0.01%	2,030,465.37	0.01%
PEROU	254,571,347.25	3.16%	146,206,507.05	1.90%	238,010,836.67	2.56%	638,788,690.97	2.55%	638,788,690.97	2.55%
1-3	221,925,851.15	2.75%	71,252,253.33	0.93%	217,084,171.86	2.33%	510,262,276.34	2.04%	510,262,276.34	2.04%
4-10	28,565,703.31	0.35%	72,820,544.70	0.95%	20,587,530.89	0.22%	121,973,778.90	0.49%	121,973,778.90	0.49%
15-21	4,079,792.79	0.05%	2,133,709.02	0.03%		0.00%	6,213,501.81	0.02%	6,213,501.81	0.02%
> 21 JOURS		0.00%		0.00%	339,133.92	0.00%	339,133.92	0.00%	339,133.92	0.00%
TURQUIE	292,168,655.20	3.63%	148,939,829.76	1.94%	136,862,814.15	1.47%	577,971,299.11	2.31%	577,971,299.11	2.31%
1-3	251,255,630.03	3.12%	140,115,590.53	1.82%	22,943,260.49	0.25%	414,314,481.05	1.65%	414,314,481.05	1.65%
4-10	39,396,125.75	0.49%	8,409,112.19	0.11%	107,839,219.23	1.16%	155,644,457.17	0.62%	155,644,457.17	0.62%
11-14		0.00%	415,127.04	0.01%		0.00%	415,127.04	0.00%	415,127.04	0.00%
15-21	1,516,899.42	0.02%		0.00%	482,730.12	0.01%	1,999,629.54	0.01%	1,999,629.54	0.01%
> 21 JOURS		0.00%		0.00%	5,597,604.31	0.06%	5,597,604.31	0.02%	5,597,604.31	0.02%
PAYS-BAS	240,761,147.06	2.99%	148,556,573.60	1.93%	129,607,665.71	1.39%	518,925,386.37	2.07%	518,925,386.37	2.07%
1-3	194,940,995.22	2.42%	118,359,932.09	1.54%	118,647,060.89	1.28%	431,947,988.20	1.73%	431,947,988.20	1.73%
4-10	45,820,151.84	0.57%	20,662,791.60	0.27%	4,085,412.93	0.04%	70,568,356.37	0.28%	70,568,356.37	0.28%
11-14		0.00%		0.00%	663,678.09	0.01%	663,678.09	0.00%	663,678.09	0.00%
15-21		0.00%	9,211,348.37	0.12%	5,976,699.50	0.06%	15,188,047.87	0.06%	15,188,047.87	0.06%
> 21 JOURS		0.00%	322,501.54	0.00%	234,814.30	0.00%	557,315.84	0.00%	557,315.84	0.00%
PANAMA	94,312,105.30	1.17%	130,676,654.26	1.70%	239,148,015.04	2.57%	464,136,774.60	1.85%	464,136,774.60	1.85%
1-3	53,847,138.37	0.67%	115,104,963.31	1.50%	225,693,623.60	2.43%	394,645,725.28	1.58%	394,645,725.28	1.58%
4-10	38,675,039.40	0.48%	12,509,683.82	0.16%	10,339,420.05	0.11%	61,524,143.27	0.25%	61,524,143.27	0.25%
11-14		0.00%	3,062,007.13	0.04%		0.00%	3,062,007.13	0.01%	3,062,007.13	0.01%
15-21	202,650.10	0.00%		0.00%	119,508.82	0.00%	322,158.92	0.00%	322,158.92	0.00%
> 21 JOURS	1,587,277.43	0.02%		0.00%	2,995,462.57	0.03%	4,582,740.00	0.02%	4,582,740.00	0.02%
COLOMBIE	130,704,720.58	1.62%	145,223,049.50	1.89%	154,801,805.41	1.66%	430,729,575.49	1.72%	430,729,575.49	1.72%
1-3	110,051,369.62	1.37%	94,340,362.97	1.23%	97,980,496.96	1.05%	302,372,229.55	1.21%	302,372,229.55	1.21%
4-10	20,653,350.96	0.26%	39,363,833.96	0.51%	56,097,139.75	0.60%	116,114,324.67	0.46%	116,114,324.67	0.46%
11-14		0.00%	11,458,597.90	0.15%	586,066.37	0.01%	12,044,664.27	0.05%	12,044,664.27	0.05%
> 21 JOURS		0.00%	60,254.67	0.00%	138,102.33	0.00%	198,357.00	0.00%	198,357.00	0.00%
FRANCE	145,134,236.43	1.80%	105,131,068.11	1.37%	168,242,329.71	1.81%	418,507,634.25	1.67%	418,507,634.25	1.67%
1-3	91,139,591.19	1.13%	73,644,588.40	0.96%	132,919,443.23	1.43%	297,703,622.82	1.19%	297,703,622.82	1.19%

N.B. : Ces données concernent uniquement les bureaux automatisés.

**Tab. 14.-IMPORTATIONS TAXÉES PAR PAYS DE PROVENANCE ET PAR DÉLAI DE DÉDOUANEMENT ENTRE LA DATE DE L'ENREGISTREMENT ET
LA DATE DE LA LIQUIDATION
TOUS DROITS ET TAXES APPLICABLES ET HORS PÉTROLE
1ER TRIMESTRE 2025-2026**

PAYS DE PROVENANCE	OCTOBRE 2025		NOVEMBRE 2025		DÉCEMBRE 2025		1ER TRIMESTRE 2025-2026		TOTAL ANNUEL Oct-Déc 2025-2026	
	COLLECTE	%	COLLECTE	%	COLLECTE	%	COLLECTE	%	COLLECTE	%
4-10	44,299,987.14	0.55%	17,391,646.22	0.23%	16,722,808.26	0.18%	78,414,441.62	0.31%	78,414,441.62	0.31%
11-14	2,510,999.67	0.03%	4,363,501.20	0.06%	5,704,268.17	0.06%	12,578,769.04	0.05%	12,578,769.04	0.05%
15-21	1,313,965.05	0.02%	6,904,653.10	0.09%	7,208,388.54	0.08%	15,427,006.69	0.06%	15,427,006.69	0.06%
> 21 JOURS	5,869,693.38	0.07%	2,826,679.19	0.04%	5,687,421.51	0.06%	14,383,794.08	0.06%	14,383,794.08	0.06%
GUATEMALA	77,802,003.38	0.97%	104,345,110.50	1.36%	220,429,149.89	2.37%	402,576,263.77	1.61%	402,576,263.77	1.61%
1-3	14,991,631.12	0.19%	80,878,585.02	1.05%	199,252,998.80	2.14%	295,123,214.94	1.18%	295,123,214.94	1.18%
4-10	35,877,415.68	0.45%	23,466,525.48	0.31%	21,176,151.09	0.23%	80,520,092.25	0.32%	80,520,092.25	0.32%
11-14	6,049,968.84	0.08%		0.00%		0.00%	6,049,968.84	0.02%	6,049,968.84	0.02%
15-21	6,655,114.52	0.08%		0.00%		0.00%	6,655,114.52	0.03%	6,655,114.52	0.03%
> 21 JOURS	14,227,873.22	0.18%		0.00%		0.00%	14,227,873.22	0.06%	14,227,873.22	0.06%
HONG-KONG	100,690,417.74	1.25%	120,294,013.84	1.57%	181,112,876.15	1.95%	402,097,307.73	1.61%	402,097,307.73	1.61%
1-3	76,039,045.44	0.94%	57,410,774.85	0.75%	164,683,158.73	1.77%	298,132,979.02	1.19%	298,132,979.02	1.19%
4-10	21,096,884.82	0.26%	54,685,324.06	0.71%	12,964,293.67	0.14%	88,746,502.55	0.35%	88,746,502.55	0.35%
11-14	3,285,722.84	0.04%	1,991,422.01	0.03%	2,341,398.55	0.03%	7,618,543.40	0.03%	7,618,543.40	0.03%
15-21	32,106.68	0.00%	1,941,797.24	0.03%	17,966.36	0.00%	1,991,870.28	0.01%	1,991,870.28	0.01%
> 21 JOURS	236,657.96	0.00%	4,264,695.68	0.06%	1,106,058.84	0.01%	5,607,412.48	0.02%	5,607,412.48	0.02%
BELGIQUE	164,547,243.27	2.04%	44,016,725.73	0.57%	67,304,747.41	0.72%	275,868,716.41	1.10%	275,868,716.41	1.10%
1-3	156,471,680.93	1.94%	25,304,009.74	0.33%	62,506,391.87	0.67%	244,282,082.54	0.98%	244,282,082.54	0.98%
4-10	6,525,849.48	0.08%	12,880,425.36	0.17%	3,125,771.65	0.03%	22,532,046.49	0.09%	22,532,046.49	0.09%
11-14		0.00%		0.00%	505,025.46	0.01%	505,025.46	0.00%	505,025.46	0.00%
15-21	1,549,712.86	0.02%		0.00%		0.00%	1,549,712.86	0.01%	1,549,712.86	0.01%
> 21 JOURS		0.00%	5,832,290.63	0.08%	1,167,558.43	0.01%	6,999,849.06	0.03%	6,999,849.06	0.03%
INDONESIE	97,945,576.63	1.22%	50,051,231.17	0.65%	116,616,482.57	1.25%	264,613,290.37	1.06%	264,613,290.37	1.06%
1-3	58,504,959.30	0.73%	46,420,173.27	0.60%	81,642,677.01	0.88%	186,567,809.58	0.75%	186,567,809.58	0.75%
4-10	9,572,166.93	0.12%	3,631,057.90	0.05%	30,623,671.08	0.33%	43,826,895.91	0.18%	43,826,895.91	0.18%
15-21	20,997,329.06	0.26%		0.00%		0.00%	20,997,329.06	0.08%	20,997,329.06	0.08%
> 21 JOURS	8,871,121.34	0.11%		0.00%	4,350,134.48	0.05%	13,221,255.82	0.05%	13,221,255.82	0.05%
CANADA	50,941,954.38	0.63%	48,665,364.74	0.63%	78,827,491.54	0.85%	178,434,810.66	0.71%	178,434,810.66	0.71%
1-3	24,928,806.77	0.31%	31,128,195.15	0.41%	37,691,390.80	0.41%	93,748,392.72	0.37%	93,748,392.72	0.37%
4-10	12,452,982.49	0.15%	4,923,450.17	0.06%	11,875,337.64	0.13%	29,251,770.30	0.12%	29,251,770.30	0.12%
11-14	8,201,521.88	0.10%	2,961,351.87	0.04%	3,518,953.91	0.04%	14,681,827.66	0.06%	14,681,827.66	0.06%
15-21	2,179,418.51	0.03%	3,110,619.88	0.04%	9,111,719.31	0.10%	14,401,757.70	0.06%	14,401,757.70	0.06%
> 21 JOURS	3,179,224.73	0.04%	6,541,747.67	0.09%	16,630,089.88	0.18%	26,351,062.28	0.11%	26,351,062.28	0.11%
MEXIQUE	65,583,193.17	0.81%	45,644,579.96	0.59%	52,076,960.24	0.56%	163,304,733.37	0.65%	163,304,733.37	0.65%
1-3	48,992,159.83	0.61%	23,286,265.28	0.30%	44,923,594.57	0.48%	117,202,019.68	0.47%	117,202,019.68	0.47%

**Tab. 14.-IMPORTATIONS TAXÉES PAR PAYS DE PROVENANCE ET PAR DÉLAI DE DÉDOUANEMENT ENTRE LA DATE DE L'ENREGISTREMENT ET
LA DATE DE LA LIQUIDATION
TOUS DROITS ET TAXES APPLICABLES ET HORS PÉTROLE
1ER TRIMESTRE 2025-2026**

PAYS DE PROVENANCE	OCTOBRE 2025		NOVEMBRE 2025		DÉCEMBRE 2025		1ER TRIMESTRE 2025-2026		TOTAL ANNUEL Oct-Déc 2025-2026	
	COLLECTE	%	COLLECTE	%	COLLECTE	%	COLLECTE	%	COLLECTE	%
4-10	15,601,930.47	0.19%	17,338,787.24	0.23%	7,153,365.67	0.08%	40,094,083.38	0.16%	40,094,083.38	0.16%
11-14	331,104.54	0.00%	573,589.72	0.01%		0.00%	904,694.26	0.00%	904,694.26	0.00%
15-21		0.00%	4,445,937.72	0.06%		0.00%	4,445,937.72	0.02%	4,445,937.72	0.02%
> 21 JOURS	657,998.33	0.01%		0.00%		0.00%	657,998.33	0.00%	657,998.33	0.00%
HONDURAS	74,412,385.13	0.92%	63,075,110.52	0.82%	3,454,969.99	0.04%	140,942,465.64	0.56%	140,942,465.64	0.56%
1-3	53,774,311.78	0.67%	10,185,542.56	0.13%	24,107.16	0.00%	63,983,961.50	0.26%	63,983,961.50	0.26%
4-10		0.00%	37,918,242.64	0.49%	3,430,862.83	0.04%	41,349,105.47	0.17%	41,349,105.47	0.17%
11-14	3,931,118.23	0.05%	11,262,584.05	0.15%		0.00%	15,193,702.28	0.06%	15,193,702.28	0.06%
15-21	16,706,955.12	0.21%		0.00%		0.00%	16,706,955.12	0.07%	16,706,955.12	0.07%
> 21 JOURS		0.00%	3,708,741.27	0.05%		0.00%	3,708,741.27	0.01%	3,708,741.27	0.01%
REPUBLIQUE DE COREE	50,131,197.78	0.62%	62,689,490.94	0.82%	16,045,298.81	0.17%	128,865,987.53	0.51%	128,865,987.53	0.51%
1-3	23,022,788.80	0.29%	19,720,054.87	0.26%	4,695,200.76	0.05%	47,438,044.43	0.19%	47,438,044.43	0.19%
4-10	13,587,672.86	0.17%	20,782,014.26	0.27%	3,715,261.54	0.04%	38,084,948.66	0.15%	38,084,948.66	0.15%
11-14	6,823,890.33	0.08%		0.00%	4,242,040.45	0.05%	11,065,930.78	0.04%	11,065,930.78	0.04%
15-21	8,732.41	0.00%	10,896,684.41	0.14%		0.00%	10,905,416.82	0.04%	10,905,416.82	0.04%
> 21 JOURS	6,688,113.38	0.08%	11,290,737.40	0.15%	3,392,796.06	0.04%	21,371,646.84	0.09%	21,371,646.84	0.09%
ALLEMAGNE	30,982,604.91	0.38%	47,264,997.39	0.62%	47,963,108.69	0.52%	126,210,710.99	0.50%	126,210,710.99	0.50%
1-3	19,747,175.97	0.25%	28,301,718.33	0.37%	40,026,103.16	0.43%	88,074,997.46	0.35%	88,074,997.46	0.35%
4-10	6,189,917.90	0.08%	16,093,648.42	0.21%	1,488,952.57	0.02%	23,772,518.89	0.09%	23,772,518.89	0.09%
11-14		0.00%	228,319.75	0.00%	75,802.20	0.00%	304,121.95	0.00%	304,121.95	0.00%
15-21	4,766,353.22	0.06%	2,641,310.89	0.03%		0.00%	7,407,664.11	0.03%	7,407,664.11	0.03%
> 21 JOURS	279,157.82	0.00%		0.00%	6,372,250.76	0.07%	6,651,408.58	0.03%	6,651,408.58	0.03%
MALAISIE	19,155,101.24	0.24%	54,905,990.11	0.71%	44,880,166.57	0.48%	118,941,257.92	0.48%	118,941,257.92	0.48%
1-3	11,984,677.40	0.15%	21,167,880.22	0.28%	40,693,043.64	0.44%	73,845,601.26	0.29%	73,845,601.26	0.29%
4-10	7,170,423.84	0.09%	33,738,109.89	0.44%	4,187,122.93	0.05%	45,095,656.66	0.18%	45,095,656.66	0.18%
ESPAGNE	57,371,092.83	0.71%	20,621,584.52	0.27%	39,466,003.87	0.42%	117,458,681.22	0.47%	117,458,681.22	0.47%
1-3	16,458,981.53	0.20%	9,783,845.58	0.13%	35,556,624.72	0.38%	61,799,451.83	0.25%	61,799,451.83	0.25%
4-10	34,868,706.81	0.43%	7,047,881.56	0.09%	2,585,336.66	0.03%	44,501,925.03	0.18%	44,501,925.03	0.18%
11-14		0.00%	3,778,470.07	0.05%	1,324,042.49	0.01%	5,102,512.56	0.02%	5,102,512.56	0.02%
15-21	2,272,625.37	0.03%		0.00%		0.00%	2,272,625.37	0.01%	2,272,625.37	0.01%
> 21 JOURS	3,770,779.12	0.05%	11,387.31	0.00%		0.00%	3,782,166.43	0.02%	3,782,166.43	0.02%
BANGLADESH		0.00%	109,699,015.68	1.43%		0.00%	109,699,015.68	0.44%	109,699,015.68	0.44%
1-3		0.00%	109,699,015.68	1.43%		0.00%	109,699,015.68	0.44%	109,699,015.68	0.44%
TAIWAN	33,780,572.22	0.42%	54,287,529.04	0.71%	13,741,506.09	0.15%	101,809,607.35	0.41%	101,809,607.35	0.41%
1-3	30,357,870.39	0.38%	34,346,492.08	0.45%	13,741,506.09	0.15%	78,445,868.56	0.31%	78,445,868.56	0.31%

N.B. : Ces données concernent uniquement les bureaux automatisés.

**Tab. 14.-IMPORTATIONS TAXÉES PAR PAYS DE PROVENANCE ET PAR DÉLAI DE DÉDOUANEMENT ENTRE LA DATE DE L'ENREGISTREMENT ET
LA DATE DE LA LIQUIDATION
TOUS DROITS ET TAXES APPLICABLES ET HORS PÉTROLE
1ER TRIMESTRE 2025-2026**

PAYS DE PROVENANCE	OCTOBRE 2025		NOVEMBRE 2025		DÉCEMBRE 2025		1ER TRIMESTRE 2025-2026		TOTAL ANNUEL Oct-Déc 2025-2026	
	COLLECTE	%	COLLECTE	%	COLLECTE	%	COLLECTE	%	COLLECTE	%
4-10	3,422,701.83	0.04%	19,941,036.96	0.26%		0.00%	23,363,738.79	0.09%	23,363,738.79	0.09%
GRANDE-BRETAGNE	33,293,130.21	0.41%	29,806,086.32	0.39%	33,446,585.24	0.36%	96,545,801.77	0.39%	96,545,801.77	0.39%
1-3	22,720,105.76	0.28%	13,246,211.02	0.17%	27,086,492.55	0.29%	63,052,809.33	0.25%	63,052,809.33	0.25%
4-10	851,031.16	0.01%	14,772,798.91	0.19%	3,741,539.51	0.04%	19,365,369.58	0.08%	19,365,369.58	0.08%
11-14	2,717,409.89	0.03%	1,183,083.35	0.02%	1,020,487.49	0.01%	4,920,980.73	0.02%	4,920,980.73	0.02%
15-21	140,839.28	0.00%	491,002.07	0.01%		0.00%	631,841.35	0.00%	631,841.35	0.00%
> 21 JOURS	6,863,744.12	0.09%	112,990.97	0.00%	1,598,065.69	0.02%	8,574,800.78	0.03%	8,574,800.78	0.03%
NICARAGUA	21,104,607.34	0.26%	18,763,829.22	0.24%	36,310,865.91	0.39%	76,179,302.47	0.30%	76,179,302.47	0.30%
1-3	21,104,607.34	0.26%	18,763,829.22	0.24%	36,310,865.91	0.39%	76,179,302.47	0.30%	76,179,302.47	0.30%
PHILIPPINES		0.00%		0.00%	69,609,980.55	0.75%	69,609,980.55	0.28%	69,609,980.55	0.28%
1-3		0.00%		0.00%	69,609,980.55	0.75%	69,609,980.55	0.28%	69,609,980.55	0.28%
POLOGNE	23,194,700.69	0.29%	22,776,102.39	0.30%	13,942,043.13	0.15%	59,912,846.21	0.24%	59,912,846.21	0.24%
1-3	22,711,561.52	0.28%	14,035,450.97	0.18%	12,005,587.16	0.13%	48,752,599.65	0.19%	48,752,599.65	0.19%
4-10	483,139.17	0.01%	8,740,651.42	0.11%	1,843,554.09	0.02%	11,067,344.68	0.04%	11,067,344.68	0.04%
11-14		0.00%		0.00%	92,901.88	0.00%	92,901.88	0.00%	92,901.88	0.00%
IRLANDE	58,268,399.05	0.72%	1,294,969.97	0.02%		0.00%	59,563,369.02	0.24%	59,563,369.02	0.24%
1-3	19,646,118.32	0.24%		0.00%		0.00%	19,646,118.32	0.08%	19,646,118.32	0.08%
4-10	9,789,038.16	0.12%		0.00%		0.00%	9,789,038.16	0.04%	9,789,038.16	0.04%
11-14	9,613,491.58	0.12%	1,294,969.97	0.02%		0.00%	10,908,461.55	0.04%	10,908,461.55	0.04%
15-21	9,613,491.58	0.12%		0.00%		0.00%	9,613,491.58	0.04%	9,613,491.58	0.04%
> 21 JOURS	9,606,259.41	0.12%		0.00%		0.00%	9,606,259.41	0.04%	9,606,259.41	0.04%
ITALIE	19,800,655.84	0.25%	17,537,434.47	0.23%	18,544,889.67	0.20%	55,882,979.98	0.22%	55,882,979.98	0.22%
1-3	14,677,788.41	0.18%	6,077,307.05	0.08%	16,072,046.36	0.17%	36,827,141.82	0.15%	36,827,141.82	0.15%
4-10	4,920,384.29	0.06%	10,946,443.27	0.14%	1,386,557.43	0.01%	17,253,384.99	0.07%	17,253,384.99	0.07%
11-14		0.00%	366,040.95	0.00%	962,027.38	0.01%	1,328,068.33	0.01%	1,328,068.33	0.01%
15-21		0.00%		0.00%	124,258.50	0.00%	124,258.50	0.00%	124,258.50	0.00%
> 21 JOURS	202,483.14	0.00%	147,643.20	0.00%		0.00%	350,126.34	0.00%	350,126.34	0.00%
URUGUAY	28,081,789.65	0.35%	3,428,571.93	0.04%	24,109,010.95	0.26%	55,619,372.53	0.22%	55,619,372.53	0.22%
1-3	28,081,789.65	0.35%	3,428,571.93	0.04%	24,109,010.95	0.26%	55,619,372.53	0.22%	55,619,372.53	0.22%
SURINAM	18,936,431.03	0.24%	9,965,530.36	0.13%	20,758,043.93	0.22%	49,660,005.32	0.20%	49,660,005.32	0.20%
1-3	14,653,806.75	0.18%	9,965,530.36	0.13%	8,421,057.26	0.09%	33,040,394.37	0.13%	33,040,394.37	0.13%
4-10	4,282,624.28	0.05%		0.00%	12,336,986.67	0.13%	16,619,610.95	0.07%	16,619,610.95	0.07%
TRINIDAD ET TOBAGO	12,978,918.42	0.16%	1,741,663.03	0.02%	33,637,013.65	0.36%	48,357,595.10	0.19%	48,357,595.10	0.19%
1-3	12,978,918.42	0.16%	1,741,663.03	0.02%	24,111,703.75	0.26%	38,832,285.20	0.16%	38,832,285.20	0.16%
4-10		0.00%		0.00%	9,525,309.90	0.10%	9,525,309.90	0.04%	9,525,309.90	0.04%

N.B. : Ces données concernent uniquement les bureaux automatisés.

**Tab. 14.-IMPORTATIONS TAXÉES PAR PAYS DE PROVENANCE ET PAR DÉLAI DE DÉDOUANEMENT ENTRE LA DATE DE L'ENREGISTREMENT ET
LA DATE DE LA LIQUIDATION
TOUS DROITS ET TAXES APPLICABLES ET HORS PÉTROLE
1ER TRIMESTRE 2025-2026**

PAYS DE PROVENANCE	OCTOBRE 2025		NOVEMBRE 2025		DÉCEMBRE 2025		1ER TRIMESTRE 2025-2026		TOTAL ANNUEL Oct-Déc 2025-2026	
	COLLECTE	%	COLLECTE	%	COLLECTE	%	COLLECTE	%	COLLECTE	%
SALVADOR	9,007,847.63	0.11%	31,541,115.97	0.41%	5,901,530.12	0.06%	46,450,493.72	0.19%	46,450,493.72	0.19%
1-3	7,084,666.66	0.09%	13,530,552.19	0.18%	3,759,163.48	0.04%	24,374,382.33	0.10%	24,374,382.33	0.10%
4-10	1,923,180.97	0.02%	16,228,557.23	0.21%	1,018,765.27	0.01%	19,170,503.47	0.08%	19,170,503.47	0.08%
> 21 JOURS		0.00%	1,782,006.55	0.02%	1,123,601.37	0.01%	2,905,607.92	0.01%	2,905,607.92	0.01%
JAPON	167,775.38	0.00%	18,928,661.20	0.25%	25,503,086.86	0.27%	44,599,523.44	0.18%	44,599,523.44	0.18%
1-3		0.00%	14,382,725.78	0.19%	22,016,384.08	0.24%	36,399,109.86	0.15%	36,399,109.86	0.15%
4-10	167,775.38	0.00%	402,872.57	0.01%	2,026,126.40	0.02%	2,596,774.35	0.01%	2,596,774.35	0.01%
15-21		0.00%	2,017,416.43	0.03%		0.00%	2,017,416.43	0.01%	2,017,416.43	0.01%
> 21 JOURS		0.00%	2,125,646.42	0.03%	1,460,576.38	0.02%	3,586,222.80	0.01%	3,586,222.80	0.01%
SENEGAL	16,085,116.66	0.20%	6,481,710.06	0.08%	14,520,515.31	0.16%	37,087,342.03	0.15%	37,087,342.03	0.15%
1-3	11,679,069.35	0.14%		0.00%	14,520,515.31	0.16%	26,199,584.66	0.10%	26,199,584.66	0.10%
4-10	4,406,047.31	0.05%	6,481,710.06	0.08%		0.00%	10,887,757.37	0.04%	10,887,757.37	0.04%
EGYPTE	5,871,214.89	0.07%	8,624,702.39	0.11%	20,893,957.84	0.22%	35,389,875.12	0.14%	35,389,875.12	0.14%
1-3	4,692,313.70	0.06%	6,202,437.87	0.08%	18,830,919.83	0.20%	29,725,671.40	0.12%	29,725,671.40	0.12%
4-10	1,178,901.19	0.01%	2,422,264.52	0.03%	2,063,038.01	0.02%	5,664,203.72	0.02%	5,664,203.72	0.02%
UKRAINE	2,729,989.00	0.03%	25,029,890.18	0.33%	6,371,682.25	0.07%	34,131,561.43	0.14%	34,131,561.43	0.14%
1-3	2,729,989.00	0.03%	18,253,174.32	0.24%	3,993,744.41	0.04%	24,976,907.73	0.10%	24,976,907.73	0.10%
4-10		0.00%	6,776,715.86	0.09%	2,377,937.84	0.03%	9,154,653.70	0.04%	9,154,653.70	0.04%
SUEDE	19,163,242.26	0.24%	3,850,571.74	0.05%	10,114,296.42	0.11%	33,128,110.42	0.13%	33,128,110.42	0.13%
1-3	19,055,300.57	0.24%		0.00%	10,114,296.42	0.11%	29,169,596.99	0.12%	29,169,596.99	0.12%
4-10		0.00%	3,850,571.74	0.05%		0.00%	3,850,571.74	0.02%	3,850,571.74	0.02%
11-14	107,941.69	0.00%		0.00%		0.00%	107,941.69	0.00%	107,941.69	0.00%
NORVEGE	9,979,521.48	0.12%	15,232,511.40	0.20%	5,251,395.24	0.06%	30,463,428.12	0.12%	30,463,428.12	0.12%
1-3	9,979,521.48	0.12%	15,232,511.40	0.20%	5,251,395.24	0.06%	30,463,428.12	0.12%	30,463,428.12	0.12%
EMIRATS ARABES UNIS	4,346,088.18	0.05%	14,954,505.33	0.19%	10,845,035.84	0.12%	30,145,629.35	0.12%	30,145,629.35	0.12%
1-3	4,312,299.17	0.05%	8,297,148.12	0.11%	6,317,353.97	0.07%	18,926,801.26	0.08%	18,926,801.26	0.08%
4-10	33,789.01	0.00%	6,657,357.21	0.09%	72,236.13	0.00%	6,763,382.35	0.03%	6,763,382.35	0.03%
> 21 JOURS		0.00%		0.00%	4,455,445.74	0.05%	4,455,445.74	0.02%	4,455,445.74	0.02%
MAROC	23,081,911.72	0.29%	1,867,445.44	0.02%	1,857,216.50	0.02%	26,806,573.66	0.11%	26,806,573.66	0.11%
1-3	19,374,780.27	0.24%		0.00%		0.00%	19,374,780.27	0.08%	19,374,780.27	0.08%
4-10		0.00%	928,608.25	0.01%		0.00%	928,608.25	0.00%	928,608.25	0.00%
11-14	1,855,247.66	0.02%		0.00%		0.00%	1,855,247.66	0.01%	1,855,247.66	0.01%
15-21	1,851,883.79	0.02%		0.00%	1,857,216.50	0.02%	3,709,100.29	0.01%	3,709,100.29	0.01%
> 21 JOURS		0.00%	938,837.19	0.01%		0.00%	938,837.19	0.00%	938,837.19	0.00%
SINGAPOUR	9,963,253.12	0.12%	1,889,334.23	0.02%	11,507,640.45	0.12%	23,360,227.80	0.09%	23,360,227.80	0.09%

Tab. 14.-IMPORTATIONS TAXÉES PAR PAYS DE PROVENANCE ET PAR DÉLAI DE DÉDOUANEMENT ENTRE LA DATE DE L'ENREGISTREMENT ET LA DATE DE LA LIQUIDATION
TOUS DROITS ET TAXES APPLICABLES ET HORS PÉTROLE
1ER TRIMESTRE 2025-2026

PAYS DE PROVENANCE	OCTOBRE 2025		NOVEMBRE 2025		DÉCEMBRE 2025		1ER TRIMESTRE 2025-2026		TOTAL ANNUEL Oct-Déc 2025-2026	
	COLLECTE	%	COLLECTE	%	COLLECTE	%	COLLECTE	%	COLLECTE	%
1-3	9,963,253.12	0.12%	1,889,334.23	0.02%	11,507,640.45	0.12%	23,360,227.80	0.09%	23,360,227.80	0.09%
REPUBLIQUE SUD-AFRICAINE	5,013,388.71	0.06%	0.00%	0.00%	16,472,415.08	0.18%	21,485,803.79	0.09%	21,485,803.79	0.09%
1-3	5,013,388.71	0.06%		0.00%	16,472,415.08	0.18%	21,485,803.79	0.09%	21,485,803.79	0.09%
DANEMARK	1,989,872.63	0.02%	12,056,114.52	0.16%	5,254,880.64	0.06%	19,300,867.79	0.08%	19,300,867.79	0.08%
1-3		0.00%	12,056,114.52	0.16%	1,935,068.37	0.02%	13,991,182.89	0.06%	13,991,182.89	0.06%
4-10	1,989,872.63	0.02%		0.00%	2,452,892.19	0.03%	4,442,764.82	0.02%	4,442,764.82	0.02%
> 21 JOURS		0.00%		0.00%	866,920.08	0.01%	866,920.08	0.00%	866,920.08	0.00%
CHILI	12,351,375.28	0.15%	2,425,581.29	0.03%	3,516,679.63	0.04%	18,293,636.20	0.07%	18,293,636.20	0.07%
1-3	8,563,036.80	0.11%	2,425,581.29	0.03%	3,516,679.63	0.04%	14,505,297.72	0.06%	14,505,297.72	0.06%
4-10	1,493,515.80	0.02%		0.00%		0.00%	1,493,515.80	0.01%	1,493,515.80	0.01%
15-21	2,294,822.68	0.03%		0.00%		0.00%	2,294,822.68	0.01%	2,294,822.68	0.01%
PUERTO-RICO	8,117,202.06	0.10%	6,143,929.32	0.08%	1,880,257.49	0.02%	16,141,388.87	0.06%	16,141,388.87	0.06%
1-3	8,117,202.06	0.10%	5,381,924.47	0.07%	1,880,257.49	0.02%	15,379,384.02	0.06%	15,379,384.02	0.06%
4-10		0.00%	762,004.85	0.01%		0.00%	762,004.85	0.00%	762,004.85	0.00%
CAMEROUN		0.00%	2,974,868.60	0.04%	11,884,811.18	0.13%	14,859,679.78	0.06%	14,859,679.78	0.06%
1-3		0.00%	2,974,868.60	0.04%	11,884,811.18	0.13%	14,859,679.78	0.06%	14,859,679.78	0.06%
COSTA RICA	7,301,735.59	0.09%	1,347,338.57	0.02%	3,675,111.43	0.04%	12,324,185.59	0.05%	12,324,185.59	0.05%
1-3	7,207,247.06	0.09%	1,347,338.57	0.02%	1,890,000.03	0.02%	10,444,585.66	0.04%	10,444,585.66	0.04%
4-10		0.00%		0.00%	1,785,111.40	0.02%	1,785,111.40	0.01%	1,785,111.40	0.01%
11-14	94,488.53	0.00%		0.00%		0.00%	94,488.53	0.00%	94,488.53	0.00%
COTE D'IVOIRE	3,519,395.18	0.04%	4,726,976.09	0.06%	3,088,808.67	0.03%	11,335,179.94	0.05%	11,335,179.94	0.05%
1-3		0.00%	1,156,830.10	0.02%	1,286,883.26	0.01%	2,443,713.36	0.01%	2,443,713.36	0.01%
4-10	3,519,395.18	0.04%	3,570,145.99	0.05%	1,801,925.41	0.02%	8,891,466.58	0.04%	8,891,466.58	0.04%
ARGENTINE	2,809,907.76	0.03%	1,329,448.88	0.02%	5,910,131.86	0.06%	10,049,488.50	0.04%	10,049,488.50	0.04%
1-3	2,550,721.60	0.03%	1,173,853.67	0.02%	4,269,359.91	0.05%	7,993,935.18	0.03%	7,993,935.18	0.03%
4-10	259,186.16	0.00%	155,595.21	0.00%		0.00%	414,781.37	0.00%	414,781.37	0.00%
11-14		0.00%		0.00%	1,640,771.95	0.02%	1,640,771.95	0.01%	1,640,771.95	0.01%
JAMAIQUE	5,258,035.74	0.07%	3,154,498.82	0.04%	0.00%	0.00%	8,412,534.56	0.03%	8,412,534.56	0.03%
1-3	1,907,279.82	0.02%	1,269,830.96	0.02%		0.00%	3,177,110.78	0.01%	3,177,110.78	0.01%
4-10	3,350,755.92	0.04%	1,818,334.27	0.02%		0.00%	5,169,090.19	0.02%	5,169,090.19	0.02%
> 21 JOURS		0.00%	66,333.59	0.00%		0.00%	66,333.59	0.00%	66,333.59	0.00%
THAILANDE		0.00%	770,958.43	0.01%	7,540,803.05	0.08%	8,311,761.48	0.03%	8,311,761.48	0.03%
1-3		0.00%		0.00%	7,540,803.05	0.08%	7,540,803.05	0.03%	7,540,803.05	0.03%
4-10		0.00%	770,958.43	0.01%		0.00%	770,958.43	0.00%	770,958.43	0.00%
AUSTRALIE		0.00%	1,720,069.57	0.02%	6,371,854.27	0.07%	8,091,923.84	0.03%	8,091,923.84	0.03%

**Tab. 14.-IMPORTATIONS TAXÉES PAR PAYS DE PROVENANCE ET PAR DÉLAI DE DÉDOUANEMENT ENTRE LA DATE DE L'ENREGISTREMENT ET
LA DATE DE LA LIQUIDATION
TOUS DROITS ET TAXES APPLICABLES ET HORS PÉTROLE
1ER TRIMESTRE 2025-2026**

PAYS DE PROVENANCE	OCTOBRE 2025		NOVEMBRE 2025		DÉCEMBRE 2025		1ER TRIMESTRE 2025-2026		TOTAL ANNUEL Oct-Déc 2025-2026	
	COLLECTE	%	COLLECTE	%	COLLECTE	%	COLLECTE	%	COLLECTE	%
4-10		0.00%		0.00%	6,371,854.27	0.07%	6,371,854.27	0.03%	6,371,854.27	0.03%
11-14		0.00%	1,720,069.57	0.02%		0.00%	1,720,069.57	0.01%	1,720,069.57	0.01%
JAMAHIRIYA ARABE LIBYENNE		0.00%		0.00%	6,339,564.83	0.07%	6,339,564.83	0.03%	6,339,564.83	0.03%
1-3		0.00%		0.00%	6,339,564.83	0.07%	6,339,564.83	0.03%	6,339,564.83	0.03%
GUYANE		0.00%		0.00%	6,200,273.55	0.07%	6,200,273.55	0.02%	6,200,273.55	0.02%
1-3		0.00%		0.00%	6,200,273.55	0.07%	6,200,273.55	0.02%	6,200,273.55	0.02%
OMAN		0.00%		0.00%	5,548,095.98	0.06%	5,548,095.98	0.02%	5,548,095.98	0.02%
1-3		0.00%		0.00%	5,548,095.98	0.06%	5,548,095.98	0.02%	5,548,095.98	0.02%
EQUATEUR	805,596.78	0.01%	2,354,799.18	0.03%	1,944,418.01	0.02%	5,104,813.97	0.02%	5,104,813.97	0.02%
1-3	805,596.78	0.01%	2,354,799.18	0.03%	1,944,418.01	0.02%	5,104,813.97	0.02%	5,104,813.97	0.02%
BARBADES	761,699.30	0.01%	170,107.60	0.00%	3,910,289.30	0.04%	4,842,096.20	0.02%	4,842,096.20	0.02%
1-3	761,699.30	0.01%		0.00%	3,755,710.26	0.04%	4,517,409.56	0.02%	4,517,409.56	0.02%
4-10		0.00%	170,107.60	0.00%	154,579.04	0.00%	324,686.64	0.00%	324,686.64	0.00%
MONACO		0.00%		0.00%	4,262,963.62	0.05%	4,262,963.62	0.02%	4,262,963.62	0.02%
1-3		0.00%		0.00%	4,262,963.62	0.05%	4,262,963.62	0.02%	4,262,963.62	0.02%
ARABIE SAOUDITE	4,174,359.33	0.05%		0.00%		0.00%	4,174,359.33	0.02%	4,174,359.33	0.02%
4-10	4,174,359.33	0.05%		0.00%		0.00%	4,174,359.33	0.02%	4,174,359.33	0.02%
PARAGUAY	622,175.50	0.01%	1,841,669.45	0.02%	1,630,080.44	0.02%	4,093,925.39	0.02%	4,093,925.39	0.02%
1-3	622,175.50	0.01%	1,841,669.45	0.02%	1,630,080.44	0.02%	4,093,925.39	0.02%	4,093,925.39	0.02%
KAZAKHSTAN		0.00%	2,690,896.29	0.04%		0.00%	2,690,896.29	0.01%	2,690,896.29	0.01%
4-10		0.00%	2,690,896.29	0.04%		0.00%	2,690,896.29	0.01%	2,690,896.29	0.01%
ANTILLES NEERLANDAISES		0.00%		0.00%	2,280,421.74	0.02%	2,280,421.74	0.01%	2,280,421.74	0.01%
11-14		0.00%		0.00%	2,280,421.74	0.02%	2,280,421.74	0.01%	2,280,421.74	0.01%
ESTONIE		0.00%	2,044,244.51	0.03%		0.00%	2,044,244.51	0.01%	2,044,244.51	0.01%
1-3		0.00%	2,044,244.51	0.03%		0.00%	2,044,244.51	0.01%	2,044,244.51	0.01%
GAMBIE	1,019,333.43	0.01%		0.00%	1,020,415.05	0.01%	2,039,748.48	0.01%	2,039,748.48	0.01%
1-3		0.00%		0.00%	1,020,415.05	0.01%	1,020,415.05	0.00%	1,020,415.05	0.00%
4-10	1,019,333.43	0.01%		0.00%		0.00%	1,019,333.43	0.00%	1,019,333.43	0.00%
NOUVELLE ZELANDE	1,954,457.29	0.02%		0.00%		0.00%	1,954,457.29	0.01%	1,954,457.29	0.01%
1-3	1,954,457.29	0.02%		0.00%		0.00%	1,954,457.29	0.01%	1,954,457.29	0.01%
LIBAN		0.00%		0.00%	1,947,520.96	0.02%	1,947,520.96	0.01%	1,947,520.96	0.01%
1-3		0.00%		0.00%	1,947,520.96	0.02%	1,947,520.96	0.01%	1,947,520.96	0.01%
SAINT MARIN	196,746.93	0.00%		0.00%	1,535,756.38	0.02%	1,732,503.31	0.01%	1,732,503.31	0.01%
1-3	196,746.93	0.00%		0.00%		0.00%	196,746.93	0.00%	196,746.93	0.00%
4-10		0.00%		0.00%	743,022.56	0.01%	743,022.56	0.00%	743,022.56	0.00%

Tab. 14.-IMPORTATIONS TAXÉES PAR PAYS DE PROVENANCE ET PAR DÉLAI DE DÉDOUANEMENT ENTRE LA DATE DE L'ENREGISTREMENT ET LA DATE DE LA LIQUIDATION
TOUS DROITS ET TAXES APPLICABLES ET HORS PÉTROLE
1ER TRIMESTRE 2025-2026

PAYS DE PROVENANCE	OCTOBRE 2025		NOVEMBRE 2025		DÉCEMBRE 2025		1ER TRIMESTRE 2025-2026		TOTAL ANNUEL Oct-Déc 2025-2026	
	COLLECTE	%	COLLECTE	%	COLLECTE	%	COLLECTE	%	COLLECTE	%
11-14		0.00%		0.00%	792,733.82	0.01%	792,733.82	0.00%	792,733.82	0.00%
PORTUGAL	1,655,680.76	0.02%	0.00%	0.00%	0.00%	0.00%	1,655,680.76	0.01%	1,655,680.76	0.01%
1-3	1,655,680.76	0.02%	0.00%	0.00%	0.00%	0.00%	1,655,680.76	0.01%	1,655,680.76	0.01%
CURACAO	0.00%	0.00%	0.00%	0.00%	1,586,072.24	0.02%	1,586,072.24	0.01%	1,586,072.24	0.01%
1-3		0.00%		0.00%	1,586,072.24	0.02%	1,586,072.24	0.01%	1,586,072.24	0.01%
TUNISIE	1,257,749.77	0.02%	0.00%	0.00%	0.00%	0.00%	1,257,749.77	0.01%	1,257,749.77	0.01%
1-3	1,257,749.77	0.02%		0.00%		0.00%	1,257,749.77	0.01%	1,257,749.77	0.01%
CHYPRE	0.00%	0.00%	1,133,727.33	0.01%	0.00%	0.00%	1,133,727.33	0.00%	1,133,727.33	0.00%
1-3		0.00%	1,133,727.33	0.01%		0.00%	1,133,727.33	0.00%	1,133,727.33	0.00%
VENEZUELA	0.00%	0.00%	779,545.75	0.01%	0.00%	0.00%	779,545.75	0.00%	779,545.75	0.00%
1-3		0.00%	779,545.75	0.01%		0.00%	779,545.75	0.00%	779,545.75	0.00%
TCHEQUE REPUBLIQUE	0.00%	0.00%	0.00%	0.00%	397,763.68	0.00%	397,763.68	0.00%	397,763.68	0.00%
15-21		0.00%		0.00%	397,763.68	0.00%	397,763.68	0.00%	397,763.68	0.00%
GRECE	0.00%	0.00%	0.00%	0.00%	241,142.12	0.00%	241,142.12	0.00%	241,142.12	0.00%
1-3		0.00%		0.00%	241,142.12	0.00%	241,142.12	0.00%	241,142.12	0.00%
CONFEDERATION HELVETIQUE	0.00%	0.00%	90,333.05	0.00%	88,439.61	0.00%	178,772.66	0.00%	178,772.66	0.00%
1-3		0.00%		0.00%	88,439.61	0.00%	88,439.61	0.00%	88,439.61	0.00%
4-10		0.00%	90,333.05	0.00%		0.00%	90,333.05	0.00%	90,333.05	0.00%
FINLANDE	70,167.33	0.00%	0.00%	0.00%	0.00%	0.00%	70,167.33	0.00%	70,167.33	0.00%
> 21 JOURS	70,167.33	0.00%		0.00%		0.00%	70,167.33	0.00%	70,167.33	0.00%
SAINTE LUCIE	11,750.86	0.00%	16,971.18	0.00%	0.00%	0.00%	28,722.04	0.00%	28,722.04	0.00%
4-10		0.00%	16,971.18	0.00%		0.00%	16,971.18	0.00%	16,971.18	0.00%
15-21	11,750.86	0.00%		0.00%		0.00%	11,750.86	0.00%	11,750.86	0.00%
BAHAMAS	0.00%	0.00%	0.00%	0.00%	28,613.65	0.00%	28,613.65	0.00%	28,613.65	0.00%
1-3		0.00%		0.00%	28,613.65	0.00%	28,613.65	0.00%	28,613.65	0.00%
TOTAL	8,057,151,058.28	100.00%	7,681,631,451.75	100.00%	9,299,870,505.05	100.00%	25,038,653,015.08	100.00%	25,038,653,015.08	100.00%

Tab. 15.-TAXES COLLECTÉES PAR IMPORTATEURS (TOP 100)
TOUS DROITS ET TAXES APPLICABLES ET HORS PÉTROLE
1ER TRIMESTRE 2025-2026

NO	IMPORTATEURS	OCTOBRE 2025		NOVEMBRE 2025		DÉCEMBRE 2025		1ER TRIMESTRE 2025-2026		TOTAL ANNUEL Oct-Déc 2025-2026	
		COLLECTE	%	COLLECTE	%	COLLECTE	%	COLLECTE	%	COLLECTE	%
1	CRISTOFFERUS, S.A (CRISTO S.A)	936,895,548.20	11.63%	817,123,475.69	10.64%	1,182,289,133.02	12.71%	2,936,308,156.91	11.73%	2,936,308,156.91	11.73%
2	TOTAL DISTRIBUTION COMPANY S.A	385,702,958.74	4.79%	284,915,172.58	3.71%	306,296,403.61	3.29%	976,914,534.93	3.90%	976,914,534.93	3.90%
3	CARIBBEAN GRAIN COMPANY S.A	237,725,771.18	2.95%	218,548,200.02	2.85%	272,533,537.86	2.93%	728,807,509.06	2.91%	728,807,509.06	2.91%
4	MSC TRADING SA.	79,697,526.24	0.99%	298,894,171.71	3.89%	228,769,821.03	2.46%	607,361,518.98	2.43%	607,361,518.98	2.43%
5	PREMIUM FOOD DISTRIBUTION (P.D.F.)	201,700,665.16	2.50%	141,081,507.84	1.84%	136,406,707.78	1.47%	479,188,880.78	1.91%	479,188,880.78	1.91%
6	BRASSERIE NATIONALE D'HAITI S.A	229,850,356.90	2.85%	74,032,924.73	0.96%	168,795,913.91	1.82%	472,679,195.54	1.89%	472,679,195.54	1.89%
7	TASHA STORE SA	132,529,899.47	1.64%	183,621,467.80	2.39%	109,887,696.70	1.18%	426,039,063.97	1.70%	426,039,063.97	1.70%
8	VALERIO CANEZ SA.	132,078,461.31	1.64%	87,706,281.18	1.14%	171,956,648.45	1.85%	391,741,390.94	1.56%	391,741,390.94	1.56%
9	NOUMA TRADING S.A	144,363,188.40	1.79%	121,025,525.44	1.58%	106,331,618.05	1.14%	371,720,331.89	1.48%	371,720,331.89	1.48%
10	DEKA TIRES S.A	131,700,223.02	1.63%	86,729,299.38	1.13%	108,664,177.72	1.17%	327,093,700.12	1.31%	327,093,700.12	1.31%
11	CIE DES TABACS COMME IL FAUT S.A	34,406,571.80	0.43%	171,778,799.45	2.24%	119,827,913.00	1.29%	326,013,284.25	1.30%	326,013,284.25	1.30%
12	INDUSTRIE SAN MIGUEL D'HAITI S.A	103,336,123.39	1.28%	83,563,556.87	1.09%	117,064,082.93	1.26%	303,963,763.19	1.21%	303,963,763.19	1.21%
13	SODIPAL S.A	137,648,248.29	1.71%	86,932,029.39	1.13%	79,173,008.92	0.85%	303,753,286.60	1.21%	303,753,286.60	1.21%
14	MADBRAD S.A	298,488,058.08	3.70%		0.00%		0.00%	298,488,058.08	1.19%	298,488,058.08	1.19%
15	HUILERIES HAITIENNES S.A.	49,702,224.59	0.62%	80,887,927.97	1.05%	152,630,531.01	1.64%	283,220,683.57	1.13%	283,220,683.57	1.13%
16	S.A.J. SA	20,070,686.15	0.25%	130,581,468.17	1.70%	122,855,710.70	1.32%	273,507,865.02	1.09%	273,507,865.02	1.09%
17	ANKA S.A	63,902,112.80	0.79%	67,121,401.99	0.87%	119,294,141.40	1.28%	250,317,656.19	1.00%	250,317,656.19	1.00%
18	LE FLAMENGO IMPORT-EXPORT S.A	87,854,728.12	1.09%	120,631,233.05	1.57%	37,459,983.83	0.40%	245,945,945.00	0.98%	245,945,945.00	0.98%
19	NOUVELLE VAGUE MAT. DE CONSTR. SA	153,667,587.40	1.91%	39,449,200.51	0.51%	52,062,902.60	0.56%	245,179,690.51	0.98%	245,179,690.51	0.98%
20	RICECO S.A		0.00%	242,028,381.88	3.15%		0.00%	242,028,381.88	0.97%	242,028,381.88	0.97%
21	GOLDEN UNION OF USED ITEMS	89,541,240.72	1.11%	56,159,955.70	0.73%	84,902,920.81	0.91%	230,604,117.23	0.92%	230,604,117.23	0.92%
22	QUALITY FOOD S.A	82,017,493.92	1.02%	70,505,459.83	0.92%	66,559,326.65	0.72%	219,082,280.40	0.87%	219,082,280.40	0.87%
23	LES CEREALES D'HAITI S.A	128,712,871.37	1.60%	2,960,495.62	0.04%	85,738,063.22	0.92%	217,411,430.21	0.87%	217,411,430.21	0.87%
24	CENTRI GROUP S.A	102,740,335.95	1.28%	69,912,205.42	0.91%	39,164,931.49	0.42%	211,817,472.86	0.85%	211,817,472.86	0.85%
25	NOVAMAT MOTORS SA	19,940,024.50	0.25%	69,763,005.15	0.91%	118,385,194.05	1.27%	208,088,223.70	0.83%	208,088,223.70	0.83%
26	ASSOCIATED FOOD DISTRIBUTORS S.A	78,461,864.33	0.97%	52,836,793.75	0.69%	70,964,526.14	0.76%	202,263,184.22	0.81%	202,263,184.22	0.81%
27	LATIN AMERICAN SERVICES S.A	15,138,751.91	0.19%	109,870,055.19	1.43%	76,896,568.53	0.83%	201,905,375.63	0.81%	201,905,375.63	0.81%
28	ACS S.A	74,568,463.27	0.93%	51,890,989.71	0.68%	75,018,999.99	0.81%	201,478,452.97	0.80%	201,478,452.97	0.80%
29	CASSIS FRERES S.A	29,887,560.34	0.37%	119,692,457.69	1.56%	50,495,869.40	0.54%	200,075,887.43	0.80%	200,075,887.43	0.80%
30	DISTRIBUTION PARTS & CO S.A	56,211,927.76	0.70%	72,159,960.87	0.94%	69,243,275.05	0.74%	197,615,163.68	0.79%	197,615,163.68	0.79%
31	CODIGEL S.A	42,166,830.50	0.52%	69,176,440.69	0.90%	70,068,869.44	0.75%	181,412,140.63	0.72%	181,412,140.63	0.72%
32	BONA J.S S.A	51,487,390.67	0.64%	17,875,319.71	0.23%	106,247,327.15	1.14%	175,610,037.53	0.70%	175,610,037.53	0.70%
33	LA MENAGERE S.A	19,399,574.83	0.24%	55,706,807.48	0.73%	94,567,790.80	1.02%	169,674,173.11	0.68%	169,674,173.11	0.68%
34	NATIONAL FOOD INDUSTRY IMPORT-EXPOR	29,948,183.78	0.37%	58,933,442.76	0.77%	76,193,875.65	0.82%	165,075,502.19	0.66%	165,075,502.19	0.66%
35	ISHA FOODS CO.	74,502,307.65	0.92%	32,153,759.73	0.42%	52,546,363.33	0.57%	159,202,430.71	0.64%	159,202,430.71	0.64%
36	CLOXA IMPORT/EXPORT S.A	48,276,040.95	0.60%	41,692,863.30	0.54%	68,098,241.37	0.73%	158,067,145.62	0.63%	158,067,145.62	0.63%
37	ANTONIO HANDAL & CO	80,181,009.72	1.00%	36,493,228.47	0.48%	37,587,309.73	0.40%	154,261,547.92	0.62%	154,261,547.92	0.62%
38	PANDORA STORE	48,489,468.31	0.60%	49,213,426.24	0.64%	52,045,002.92	0.56%	149,747,897.47	0.60%	149,747,897.47	0.60%
39	CARRIBEX S.A	45,211,690.31	0.56%	47,958,165.38	0.62%	52,185,515.71	0.56%	145,355,371.40	0.58%	145,355,371.40	0.58%
40	L.E.A. TRADING HAITI	53,905,524.80	0.67%	24,921,922.40	0.32%	59,600,551.23	0.64%	138,427,998.43	0.55%	138,427,998.43	0.55%
41	SANIER IMPORT/ EXPORT	21,767,769.89	0.27%	32,168,232.48	0.42%	83,605,490.59	0.90%	137,541,492.96	0.55%	137,541,492.96	0.55%

Tab. 15.-TAXES COLLECTÉES PAR IMPORTATEURS (TOP 100)
TOUS DROITS ET TAXES APPLICABLES ET HORS PÉTROLE
1ER TRIMESTRE 2025-2026

NO	IMPORTATEURS	OCTOBRE 2025		NOVEMBRE 2025		DÉCEMBRE 2025		1ER TRIMESTRE 2025-2026		TOTAL ANNUEL Oct-Déc 2025-2026	
		COLLECTE	%	COLLECTE	%	COLLECTE	%	COLLECTE	%	COLLECTE	%
42	GOLDEN ITEMS LOGISTICS	55,231,376.01	0.69%	39,940,570.06	0.52%	42,333,025.40	0.46%	137,504,971.47	0.55%	137,504,971.47	0.55%
43	AARON S.A	44,271,096.01	0.55%	41,679,917.39	0.54%	47,614,851.20	0.51%	133,565,864.60	0.53%	133,565,864.60	0.53%
44	GK IMPORT-EXPORT SA	21,104,607.34	0.26%	37,101,297.68	0.48%	67,652,566.64	0.73%	125,858,471.66	0.50%	125,858,471.66	0.50%
45	TCHAKO S.A		0.00%	118,060,794.10	1.54%	2,513,400.40	0.03%	120,574,194.50	0.48%	120,574,194.50	0.48%
46	APEX TRADE SOLUTIONS S.A	39,510,917.20	0.49%	36,889,471.63	0.48%	39,410,239.79	0.42%	115,810,628.62	0.46%	115,810,628.62	0.46%
47	SHEY AND MORE	34,373,823.68	0.43%	15,162,357.11	0.20%	65,771,251.35	0.71%	115,307,432.14	0.46%	115,307,432.14	0.46%
48	A & D IMP-EXP	36,107,322.03	0.45%	38,385,325.09	0.50%	31,121,306.76	0.33%	105,613,953.88	0.42%	105,613,953.88	0.42%
49	SPAJ STORE	29,070,993.97	0.36%	29,685,750.30	0.39%	43,922,227.61	0.47%	102,678,971.88	0.41%	102,678,971.88	0.41%
50	MIMA S.A	35,364,563.18	0.44%	29,349,878.38	0.38%	37,343,985.42	0.40%	102,058,426.98	0.41%	102,058,426.98	0.41%
51	AUTOBIZ S. A	29,193,643.48	0.36%	68,145,353.48	0.89%	3,984,010.11	0.04%	101,323,007.07	0.40%	101,323,007.07	0.40%
52	CITADELLE UNITED S.A	48,013,474.53	0.60%	26,524,266.72	0.35%	21,829,087.88	0.23%	96,366,829.13	0.38%	96,366,829.13	0.38%
53	DENALI TRADING	43,764,042.98	0.54%	12,279,335.96	0.16%	37,805,246.77	0.41%	93,848,625.71	0.37%	93,848,625.71	0.37%
54	NC TRADING S.A	48,845,780.25	0.61%	2,565,799.88	0.03%	41,785,440.72	0.45%	93,197,020.85	0.37%	93,197,020.85	0.37%
55	ISLAND DISTRIBUTION S.A.	24,114,611.98	0.30%	31,403,439.81	0.41%	34,671,418.07	0.37%	90,189,469.86	0.36%	90,189,469.86	0.36%
56	TROPIC S.A	24,147,402.05	0.30%	35,950,717.80	0.47%	28,773,164.12	0.31%	88,871,283.97	0.35%	88,871,283.97	0.35%
57	CARIBBEAN MILLING S.A	32,690,563.44	0.41%	63,554.37	0.00%	54,258,754.88	0.58%	87,012,872.69	0.35%	87,012,872.69	0.35%
58	UNION FOOD SA.	35,253,521.35	0.44%	36,096,601.22	0.47%	15,641,690.53	0.17%	86,991,813.10	0.35%	86,991,813.10	0.35%
59	HONCH TRADING	39,732,223.49	0.49%	18,270,612.62	0.24%	28,357,205.63	0.30%	86,360,041.74	0.34%	86,360,041.74	0.34%
60	YOU BOUTIQUE	20,700,155.93	0.26%	28,338,429.67	0.37%	37,175,357.79	0.40%	86,213,943.39	0.34%	86,213,943.39	0.34%
61	ALLIANCE DISTRIBUTION S.A	25,389,021.62	0.32%	35,862,734.87	0.47%	24,936,504.91	0.27%	86,188,261.40	0.34%	86,188,261.40	0.34%
62	DAVID DISTRIBUTION IMPORT EXPORT	18,785,096.48	0.23%	23,750,215.98	0.31%	42,383,118.36	0.46%	84,918,430.82	0.34%	84,918,430.82	0.34%
63	CARIBBEAN SUPER MARKET S.A	33,533,444.93	0.42%	22,577,589.29	0.29%	28,587,729.86	0.31%	84,698,764.08	0.34%	84,698,764.08	0.34%
64	YIWU FENSU ENTREPRISES	50,161,445.79	0.62%	28,332,961.83	0.37%	1,584,495.28	0.02%	80,078,902.90	0.32%	80,078,902.90	0.32%
65	MICH DISTRIBUTION	45,589,230.35	0.57%	29,792,590.83	0.39%	2,761,844.29	0.03%	78,143,665.47	0.31%	78,143,665.47	0.31%
66	MANUFACTURE NLE DE PEINTURE SA	23,695,602.73	0.29%	25,252,326.39	0.33%	28,906,516.09	0.31%	77,854,445.21	0.31%	77,854,445.21	0.31%
67	TOPCO HAITI S.A	24,653,687.37	0.31%	21,212,453.08	0.28%	31,754,566.61	0.34%	77,620,707.06	0.31%	77,620,707.06	0.31%
68	CIMENTERIE NATIONALE S.E.M.		0.00%		0.00%	77,297,467.05	0.83%	77,297,467.05	0.31%	77,297,467.05	0.31%
69	NIMES PRODUCTS S.A(NIPROSA)	28,785,298.84	0.36%	11,721,363.27	0.15%	36,129,390.40	0.39%	76,636,052.51	0.31%	76,636,052.51	0.31%
70	ROZELENE PRODUITS COSMETIQUES	59,504,946.00	0.74%	15,947,958.97	0.21%		0.00%	75,452,904.97	0.30%	75,452,904.97	0.30%
71	BMF ENTREPRISE S.A	24,849,632.07	0.31%	15,431,410.36	0.20%	34,664,260.42	0.37%	74,945,302.85	0.30%	74,945,302.85	0.30%
72	ACRA ENTREPRISES	17,698,768.36	0.22%	21,195,261.32	0.28%	35,540,746.85	0.38%	74,434,776.53	0.30%	74,434,776.53	0.30%
73	OJ IMPORT EXPORT	29,969,187.49	0.37%	15,121,514.78	0.20%	28,397,274.81	0.31%	73,487,977.08	0.29%	73,487,977.08	0.29%
74	L'ETOILE S.A	31,767,181.64	0.39%	24,136,291.81	0.31%	16,838,611.17	0.18%	72,742,084.62	0.29%	72,742,084.62	0.29%
75	LES ETABLISSEMENTS ROSSARD	14,932,774.14	0.19%	27,515,638.35	0.36%	27,246,372.47	0.29%	69,694,784.96	0.28%	69,694,784.96	0.28%
76	AUTO PLAZA,S.A	24,191,637.51	0.30%	3,872,848.65	0.05%	41,229,283.57	0.44%	69,293,769.73	0.28%	69,293,769.73	0.28%
77	PACIFIC FOODS S.A	33,554,541.85	0.42%	21,601,603.55	0.28%	12,668,252.06	0.14%	67,824,397.46	0.27%	67,824,397.46	0.27%
78	EUROCERAM PLUS SA.	17,531,277.21	0.22%	11,200,725.32	0.15%	38,685,502.52	0.42%	67,417,505.05	0.27%	67,417,505.05	0.27%
79	SOCIETE HAITIENNE DE DISTRIBUT. SA	4,453,886.20	0.06%	30,022,432.14	0.39%	32,484,836.80	0.35%	66,961,155.14	0.27%	66,961,155.14	0.27%
80	FIOLA DISTRIBUTION	16,428,724.75	0.20%	20,835,727.09	0.27%	28,234,629.16	0.30%	65,499,081.00	0.26%	65,499,081.00	0.26%
81	SYKRIS SA.	11,851,419.56	0.15%	48,122,144.78	0.63%	4,453,031.22	0.05%	64,426,595.56	0.26%	64,426,595.56	0.26%
82	A.E IMPORT-EXPORT	26,430,004.11	0.33%	13,359,195.34	0.17%	24,135,851.12	0.26%	63,925,050.57	0.26%	63,925,050.57	0.26%

Tab. 15.-TAXES COLLECTÉES PAR IMPORTATEURS (TOP 100)
TOUS DROITS ET TAXES APPLICABLES ET HORS PÉTROLE
1ER TRIMESTRE 2025-2026

NO	IMPORTATEURS	OCTOBRE 2025		NOVEMBRE 2025		DÉCEMBRE 2025		1ER TRIMESTRE 2025-2026		TOTAL ANNUEL Oct-Déc 2025-2026	
		COLLECTE	%	COLLECTE	%	COLLECTE	%	COLLECTE	%	COLLECTE	%
83	P.R ENTREPRISES, S.A	10,326,650.32	0.13%	38,516,828.39	0.50%	12,942,400.57	0.14%	61,785,879.28	0.25%	61,785,879.28	0.25%
84	DOMAWANNMAT MOTORS S.A	23,941,697.18	0.30%	4,505,490.34	0.06%	31,869,274.35	0.34%	60,316,461.87	0.24%	60,316,461.87	0.24%
85	MIKA FOODS S.A	18,990,190.40	0.24%	17,043,858.13	0.22%	23,345,931.80	0.25%	59,379,980.33	0.24%	59,379,980.33	0.24%
86	TOP FOOD INTERNATIONAL S.A	9,372,967.66	0.12%	16,187,377.66	0.21%	32,775,051.08	0.35%	58,335,396.40	0.23%	58,335,396.40	0.23%
87	VISTA IMPORT EXPORT	6,245,254.14	0.08%	18,719,751.43	0.24%	33,298,831.31	0.36%	58,263,836.88	0.23%	58,263,836.88	0.23%
88	S & H GLOBAL S.A	351,585.06	0.00%	45,972,128.62	0.60%	11,506,391.41	0.12%	57,830,105.09	0.23%	57,830,105.09	0.23%
89	MAKRO	34,908,177.33	0.43%	15,225,460.03	0.20%	7,559,051.85	0.08%	57,692,689.21	0.23%	57,692,689.21	0.23%
90	ELECTRO REFRI SA.	14,016,860.97	0.17%	9,372,107.94	0.12%	33,258,065.30	0.36%	56,647,034.21	0.23%	56,647,034.21	0.23%
91	RONALD VILBON IMPORT/EXPORT	21,803,849.02	0.27%	6,366,670.13	0.08%	26,649,749.51	0.29%	54,820,268.66	0.22%	54,820,268.66	0.22%
92	ALIZE IMPORTS S.A	17,636,424.38	0.22%	12,991,031.16	0.17%	23,060,177.83	0.25%	53,687,633.37	0.21%	53,687,633.37	0.21%
93	ANGLOLA.FOOD AND BEVER. COMPANY S.A	30,318,678.80	0.38%	20,982,242.65	0.27%	2,147,925.75	0.02%	53,448,847.20	0.21%	53,448,847.20	0.21%
94	CONTINENTAL SHIPPING LOGISTICS	19,233,768.60	0.24%	10,132,173.84	0.13%	23,461,000.09	0.25%	52,826,942.53	0.21%	52,826,942.53	0.21%
95	NATIONAL TELECOM S.A (NATCOM S.A)	27,290,387.46	0.34%	18,432,579.03	0.24%	6,300,050.53	0.07%	52,023,017.02	0.21%	52,023,017.02	0.21%
96	TIENDA DE ZAPATOS	8,292,736.63	0.10%	19,376,880.28	0.25%	23,965,452.14	0.26%	51,635,069.05	0.21%	51,635,069.05	0.21%
97	MINAYA SPICES	27,040,971.24	0.34%	10,348,281.19	0.13%	13,841,766.57	0.15%	51,231,019.00	0.20%	51,231,019.00	0.20%
98	ENERSOL S.A	12,720,705.06	0.16%	16,190,300.28	0.21%	21,968,606.79	0.24%	50,879,612.13	0.20%	50,879,612.13	0.20%
99	SASKO	4,562,335.75	0.06%	14,078,567.80	0.18%	31,544,118.80	0.34%	50,185,022.35	0.20%	50,185,022.35	0.20%
100	CENTRO PLUS S.A	20,499,327.30	0.25%	17,053,547.67	0.22%	11,348,544.58	0.12%	48,901,419.55	0.20%	48,901,419.55	0.20%
	TOTAL	6,266,676,759.92	77.78%	5,902,950,751.06	76.85%	6,734,142,852.12	72.41%	18,903,770,363.10	75.50%	18,903,770,363.10	75.50%

**Tab. 16.-RECETTES COLLECTÉES PAR CATÉGORIE D'IMPORTATEURS ET PAR DÉLAI DE DÉDOUANEMENT ENTRE LA DATE DE L'ENREGISTREMENT
ET LA DATE DE LA LIQUIDATION
1ER TRIMESTRE 2025-2026**

IMPORTATEURS/DÉLAI	OCTOBRE 2025		NOVEMBRE 2025		DÉCEMBRE 2025		1ER TRIMESTRE 2025-2026		TOTAL ANNUEL Oct-Déc 2025-2026	
	COLLECTE	%	COLLECTE	%	COLLECTE	%	COLLECTE	%	COLLECTE	%
GRAND	7,892,986,775.01	70.22%	7,273,442,195.90	68.72%	9,160,729,111.25	69.08%	24,327,158,082.16	69.34%	24,327,158,082.16	69.34%
1-3	3,987,026,220.39	35.47%	4,157,933,012.92	39.28%	5,496,658,606.71	41.45%	13,641,617,840.02	38.88%	13,641,617,840.02	38.88%
4-10	2,667,128,114.22	23.73%	2,001,714,036.91	18.91%	3,350,892,325.24	25.27%	8,019,734,476.37	22.86%	8,019,734,476.37	22.86%
11-14	341,396,995.37	3.04%	164,624,635.86	1.56%	121,748,319.17	0.92%	627,769,950.40	1.79%	627,769,950.40	1.79%
15-21	389,706,260.63	3.47%	128,444,410.93	1.21%	19,885,641.24	0.15%	538,036,312.80	1.53%	538,036,312.80	1.53%
> 21 JOURS	507,729,184.40	4.52%	820,726,099.28	7.75%	171,544,218.89	1.29%	1,499,999,502.57	4.28%	1,499,999,502.57	4.28%
MOYEN	2,347,653,432.96	20.88%	2,318,118,079.28	21.90%	2,696,431,973.65	20.33%	7,362,203,485.89	20.98%	7,362,203,485.89	20.98%
1-3	1,557,241,783.93	13.85%	1,759,508,387.04	16.62%	2,227,374,807.83	16.80%	5,544,124,978.80	15.80%	5,544,124,978.80	15.80%
4-10	572,282,127.06	5.09%	416,149,614.50	3.93%	287,862,326.08	2.17%	1,276,294,067.64	3.64%	1,276,294,067.64	3.64%
11-14	57,302,903.48	0.51%	25,222,718.70	0.24%	65,992,171.24	0.50%	148,517,793.42	0.42%	148,517,793.42	0.42%
15-21	48,633,907.75	0.43%	28,084,220.77	0.27%	24,858,268.06	0.19%	101,576,396.58	0.29%	101,576,396.58	0.29%
> 21 JOURS	112,192,710.74	1.00%	89,153,138.27	0.84%	90,344,400.44	0.68%	291,690,249.45	0.83%	291,690,249.45	0.83%
PETIT	1,000,261,102.69	8.90%	992,552,564.26	9.38%	1,403,236,344.33	10.58%	3,396,050,011.28	9.68%	3,396,050,011.28	9.68%
1-3	396,325,368.75	3.53%	360,095,322.29	3.40%	427,660,544.54	3.23%	1,184,081,235.58	3.37%	1,184,081,235.58	3.37%
4-10	195,214,405.77	1.74%	215,789,970.49	2.04%	249,016,190.87	1.88%	660,020,567.13	1.88%	660,020,567.13	1.88%
11-14	63,759,842.05	0.57%	76,951,199.90	0.73%	101,487,418.44	0.77%	242,198,460.39	0.69%	242,198,460.39	0.69%
15-21	57,952,107.96	0.52%	71,665,876.17	0.68%	132,285,700.33	1.00%	261,903,684.46	0.75%	261,903,684.46	0.75%
> 21 JOURS	287,009,378.16	2.55%	268,050,195.41	2.53%	492,786,490.15	3.72%	1,047,846,063.72	2.99%	1,047,846,063.72	2.99%
TOTAL	11,240,901,310.66	100%	10,584,112,839.44	100%	13,260,397,429.23	100%	35,085,411,579.33	100%	35,085,411,579.33	100%

La catégorie des importateurs est définie à partir d'une note attribuée au résultat du calcul « Percentile » sur le montant total des importations de chaque importateur pour la période en question (mensuelle, trimestrielle, annuelle etc.). Les notes sont réparties comme suit :

1) résultat percentile >= 80% alors **GRAND** 2) résultat percentile >= 65% alors **MOYEN** 3) résultat percentile <65% alors **PETIT**

